




JC PETS



E-BOOK

**HOW YOU PLAY WITH
A LASER POINTER
IN A GOOD WAY.**



THIS IS HOW YOU PLAY WITH THE CAT AND THE LASER POINTER

Your cat always wants to give you enough exercise. Although there are many different toys for this, a laser pointer can offer just that little bit extra. After all, it's all about your cat's eyesight. However, chasing the laser can be stressful in some cases. It is therefore wise that you know how to use the laser pointer. The following tips will ensure that you give your cat as much fun as possible. You will also receive some extra tips for playing with your cat.






USING A LASER POINTER

Before you get started with the laser pointer, you should first look carefully at the environment. The environment should be suitable for playing so that your cat does not get injured. Despite the fact that a cat is a real hunter, accidents can happen in a small corner. In addition, it is important that you remove certain accessories, so that the cat cannot knock them over or break something. Once you've made your entire house cat-friendly, you can start using the laser pointer.

You can shine the laser pointer on the floor, wall or ceiling. Make sure your cat can reach it at all times to keep the game fun. Avoid your pet's eyes while doing this, despite the cat generally looking at the tip rather than the device in your hands. Caution ultimately ensures that you can achieve more with your pet and that you can also enjoy hours of fun. Before you switch on the laser pointer, it is therefore best to aim it upwards, so that you do not shine into the eyes.



You can then start aiming the laser pointer at a central point. This will allow your cat to focus on that point, after which you can expand it. You can then move the light beam, so that your cat also moves along. Take a good look at your pet to see to what extent it moves and how fast the cat is. You have to adjust your speed to this, so that the cat also gets the desired movement. You may also have to shine on other surfaces, so that the cat starts climbing, for example.

Always keep in mind that the laser pointer is mainly a convenience. As an owner, for example, you don't want to get up all the time to play with the cat or throw toys. A laser pointer ensures that the cat still moves and you only have to move your hand to get the cat tired. Nevertheless, you should alternate it with several other toys so that it does not become a habit and you can always give your cat the best.

SOME TIPS FOR PLAYING



TIP 1

Mimicking natural conditions


A laser pointer is intended to mimic a cat's natural habitat. Cats are hunters by nature, so they also constantly watch for what to run after. You can further develop these skills with the pen. By giving enough space while playing and possibly setting up a course, your cat will be able to enjoy it for a longer period of time and can jump behind and over everything.

TIP 2

Provide variety

While the laser pointer is a good way to get the cat to hunt, you should also make sure to give a reward at the end. Cats go for a successful hunt, which is not the case with a laser pointer. Therefore, also make sure that you have another toy at the end that you give to the cat. This prevents your pet from getting frustrated. Only then will you get the cat to play again at a later time and your cat will not develop any other behavioral problems.





TIP 3

Watch where you shine

A laser pointer can be harmful to the eyes. It is therefore important that you do not shine in the eyes. The direct beam of light may only reach the ground or other surface. Cat eyes are much more sensitive than your own eyes and you will also suffer from it if the light shines in your face. Also take into account reflective surfaces and reflective objects. These also indirectly cause the laser pointer to damage the eyes.

TIP 4

Keep providing sufficient scratching opportunities

A scratching post is important for the cat to sharpen its nails. It also provides a good place to sleep, where your cat can completely relax. However, these scratching opportunities are also necessary while playing with the laser pointer. A cat can also put its nails in something in all enthusiasm, so that your furniture and carpet quickly break. By pointing the laser pointer at a scratching post, you no longer have to be afraid of this and your cat has every opportunity to let off steam while playing.

MOVE YOURSELF

The laser pointer gives you as owner the opportunity to stay in your place, while you still play with your cat. However, you can also make it more challenging for your pet by moving along yourself. For example, also run around once, turn around or make other movements. This also ensures that it becomes more challenging for you and that you build a good relationship with your pet. As roommates you have the bond you wish to have, so that you have a nice playing buddy for years to come.



COMBINE WITH GOOD NUTRITION

An active cat also needs more food. It is therefore important to add a balanced diet. For this you can look at food especially for active animals, from which more energy can be obtained. This not only prevents your cat from not getting the right nutrients, but also prevents you from getting enough energy from it. Your cat will not become too fat and at the same time will also live a healthy life.



You don't
want to
miss that!

FOLLOW US!

Follow us on social media and
stay informed of the best facts!

WWW.JCPETS.NL



[/JCPETS.NL](https://www.facebook.com/JCPETS.NL)



[#JCPETS.NL](https://www.instagram.com/JCPETS.NL)



Do you have any questions or comments?

Mail to service@jcpets.nl