



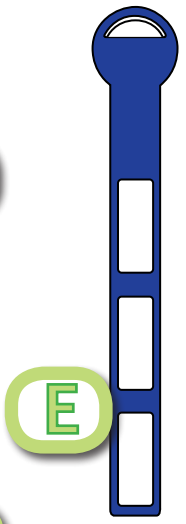


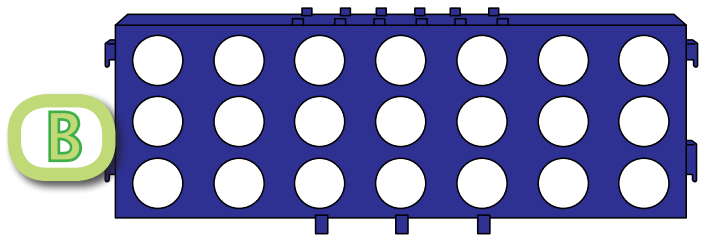

**Instructions**  
*Up 4 It*



**What's in the Box?**

- A - Top Frame Section
- B - Bottom Frame Section
- C - Top Leg Sections (x2)
- D - Bottom Leg Sections (x2)
- E - Sliders (x2)

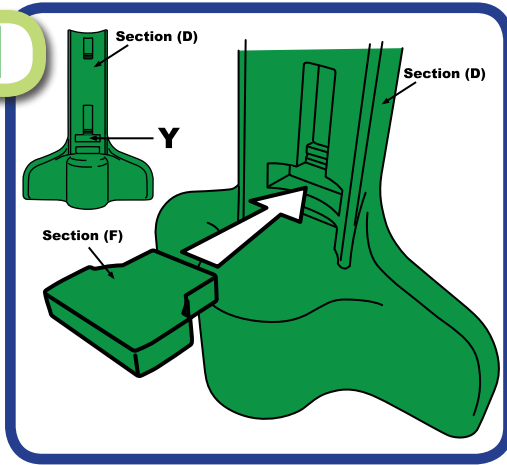
- F - Counter Stands (x2)
- G - Frame Clips (x6)
- 21 x Yellow Counters
- 21 x Red Counters
- & 2 x Net Counter Bags



This game must be assembled by an adult or under adult supervision. It can be played indoors or outdoors but should be stored indoors in a cool dry place when not in use. Because this game is made of plastic, it can be wiped clean with warm soapy water. Make sure you dry the game out before storing.

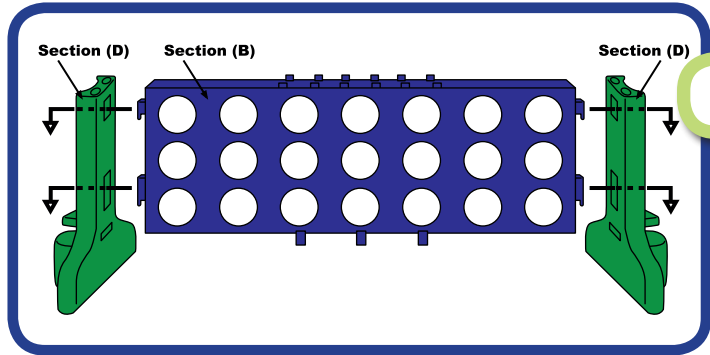
## Set Up

1



Take the two bottom leg sections (D) and insert the counter (F) into hole 'Y'

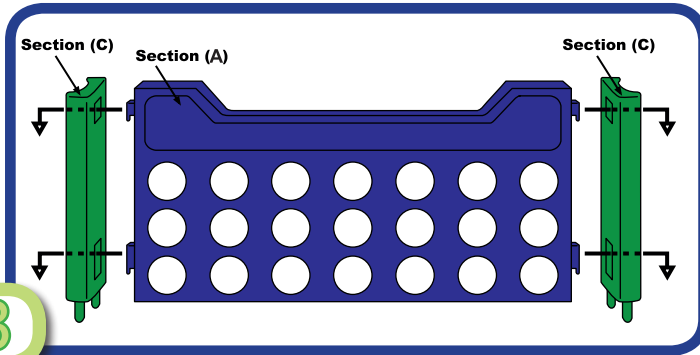
Slot the bottom frame section (B) into the bottom leg sections (D) by inserting the tabs into the holes and pushing down.



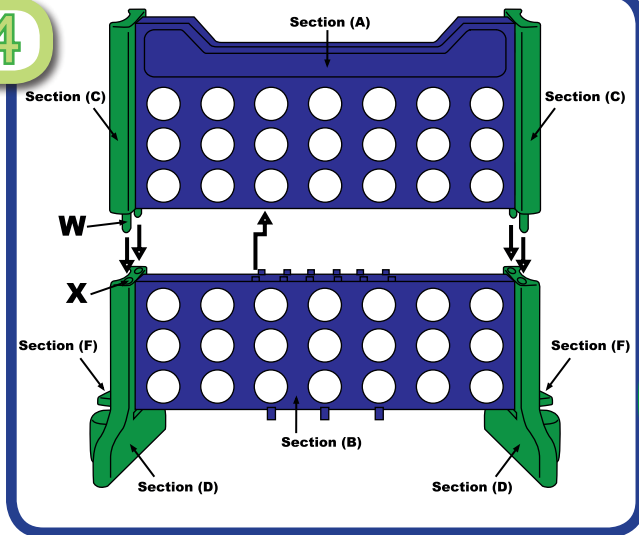
2

Slot the top frame section (A) into the top leg sections (C) using the same method as you did in Step 2.

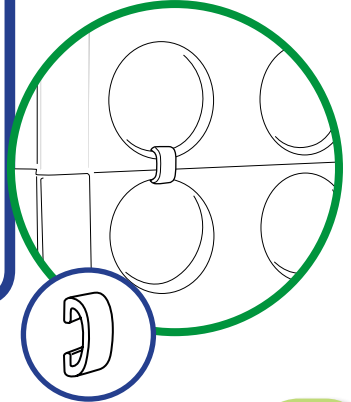
3



4



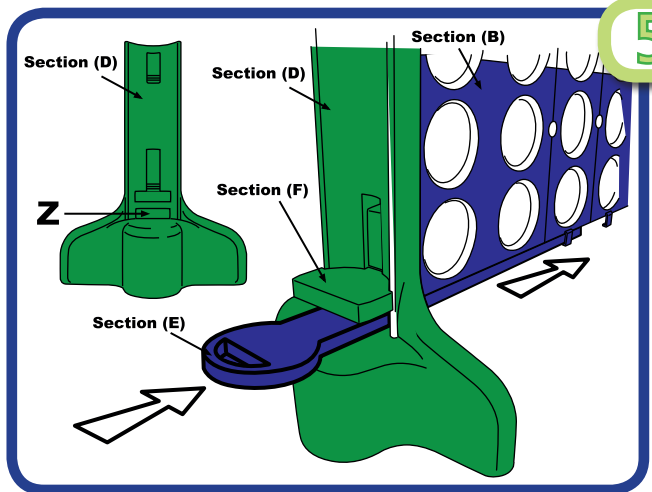
Slot the top leg sections (C) into the bottom leg sections (D) - by inserting the round pegs 'W' into the holes 'X'.




Note: You can secure the top and bottom frame together using the blue frame section clips (part G).

Slide the two blue sliders (E) into the base of the frame - the slot is labelled 'Z' in this diagram.

They should slide all the way in to meet in the middle. These sliders will stop the counters from falling out of the bottom of the frame during your game.



Completed Up 4 It Frame



## Playing the Game

Take it in turns to drop one of your coloured counters into one of the columns through the slots at the top - but be careful, you could set your opponent up to win if you are not thinking ahead!



Suitable for  
2 players  
Aged 8 and over

# Game Tactics

Think about blocking your opponent from making a line while building up counters in a winning line at the same time. The killer tactic is to build up more than one winning line, this will force your opponent to block one line leaving the other free - allowing you to complete a line and win.

The first player to get four of their counters in an uninterrupted row either diagonally, horizontally or vertically is the winner! When you are ready to play again simply pull the two sliders out to release the counters.

## ARE YOU a PLAY EXPERT?

Take a photo and share it with us using **#littleplayexpert** or **#bigplayexpert** and be part of our growing network of play experts! Thousands of people every day are showing us that they are truly expert at play and playing in so many different ways - are you?



♡ 👍  
42 likes

Literally jumping for joy! I think we are seriously #bigplayexpert s!  
#nevertoold #foreveryoung



♡ 👍  
107 likes

@theplayexperts our niece and daughter enjoying a game at a family wedding.



♡ 👍  
94 likes

loving the hi tower challenge  
@theplayexperts - harder than it looks!



♡ 👍  
51 likes

The concentration on their faces!  
#littleplayexpert @theplayexperts

## Not Just UP 4 It...

You may or may not be aware that we design and make many different kinds of garden games and play equipment. Big Game Hunters has been designing and creating games for children and families since 1997 - so by now we really do know what we are doing. Here are just a few that are great for the whole family as well as just the kids...

The Parachute Game




Giant Tower

Wooden Skittles



Giant Four in a Row Games - Big 4, Hardwood Big 4 (pictured) & Jumbo 4



### The logo to look out for...

There are many more products we have created - just look out for our Big Game Hunters logo or flower emblem to be sure you have an official product. The brand is not just a logo, it is the whole family of ideas, service and quality that are behind every product. We are not a huge corporate and do not claim to be - we are proud of who we are and what we create so look out for our brand knowing that each product carrying our logo has a special standard we aim to maintain for years and years to come...



CE Please retain for future reference

+441865 392439  
sales@biggamehunters.co.uk  
biggamehunters.co.uk  
@thePlayExperts

Garden Games Limited  
Chadwick Farm • Garford  
Oxfordshire • OX13 5PD • England

