

# VEROBOARD®

LED Type: VBDSH-2835-RGB27-1248-24-NS  
Colour: RGB+2700K

Job Name: \_\_\_\_\_

Distributor: \_\_\_\_\_

Type: \_\_\_\_\_




## DESCRIPTION

Discover the limitless possibilities of lighting with our innovative RGB+2700K (Soft White) Flexible LED Light Sheet. Thin, bendable, and easily shaped, it adapts flawlessly to various uses including signage, backlighting, trade shows, displays, and panels. Effortlessly create captivating designs by bending it into intricate shapes, and with cut lines in both directions, odd shapes are a breeze to achieve.

Installing our LED sheet is a breeze with slot-in and push-it electrical connections, wired and ready to go within minutes. Long lifespan of over 50,000 hours, and a high color rendering index (CRI). Illuminate curved objects like columns and point-of-sale displays with ease, opening up a world of creative possibilities.

## SPECIFICATIONS

Model:	VBDSH-2835-RGB27-1248-24-NS
Color Temperature:	RGB+2700K (Soft White)
LED Type:	2835 SMD
LED Qty:	1248 LEDs
Input Voltage (VF):	24V DC
Power:	46W
Lifespan:	>50,000 hours
IP Rating:	IP20
Rendering Index (Ra):	CRI>90+
Beam Angle:	120°
Dimmable:	Yes
Cut Size:	Every 25mm (0.98")
Installation Method:	3M Double Sided Tape
Operating Temperature:	-15°C to +40°C
Silicon Bumper Dimensions:	Ø 12mm x H 7.75mm (Ø 0.4" x H 0.3")
Connector Size:	90mm (3.56") <i>Sheet to Sheet</i> 150mm (6") <i>Sheet to Power</i> 20AWG
Certificates:	UL / RoHS

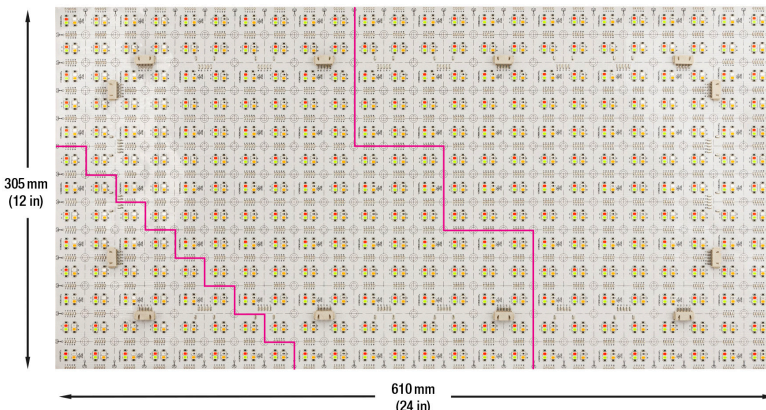


Transform the ambiance of your interior spaces, including walls/floors, with these LED sheets, creating a stunning and captivating look.




## DIMENSIONS

Free cut in vertical and horizontal directions



### Package also includes:

- 2 x 3.56" Connectors
- 2 x 6" Connectors
- 6 x Screws
- 8 x Silicon Bumpers



### Disclaimer:

The data and information contained in this specification sheet are subject to change without notice; the ratings supplied are provided based on the product manufacturer. The information contained in this specification sheet should not be considered a warranty, expressed or implied, including, but not limited to, a warranty of merchantability or fitness for a particular purpose. In no event shall Veroboard be liable for any incidental or consequential damages resulting from the use, misuse, or inability to use the product. This exclusion applies regardless of whether such damages are sought based on breach of warranty, breach of contract, negligence, strict liability in tort, or any other legal theory.

For more information about our products and services, please visit our website: [www.veroboard.com](http://www.veroboard.com)

[veroboard.com](http://www.veroboard.com)



## CONTROLLERS (Sold Separately)



**Model:** SR-2819S (R3)

**SKU:** 666561430863

**Compatible Receivers:**

- |                           |          |                          |
|---------------------------|----------|--------------------------|
| • SR-1009EA-5C (R-25.5A)  | 300-900W | <b>SKU:</b> 666561430818 |
| • SR-1009TYWi-5C (R-4A)   | 300-900W | <b>SKU:</b> 666561430788 |
| • SR-1009EATYWi-5C (R-8A) | 96-192W  | <b>SKU:</b> 666561430795 |



**Model:** VBD-MI-4Z-B3

**SKU:** 666561412913

**Compatible Receivers:**

- |                 |                          |
|-----------------|--------------------------|
| • VBD-MI-FUT037 | <b>SKU:</b> 666561412869 |
| • VBD-MI-FUT038 | <b>SKU:</b> 666561425180 |

To see all available controllers and remote controls, please scan the QR code with your smartphone.




**Disclaimer:**

The data and information contained in this specification sheet are subject to change without notice; the ratings supplied are provided based on the product manufacturer. The information contained in this specification sheet should not be considered a warranty, expressed or implied, including, but not limited to, a warranty of merchantability or fitness for a particular purpose. In no event shall Veroboard be liable for any incidental or consequential damages resulting from the use, misuse, or inability to use the product. This exclusion applies regardless of whether such damages are sought based on breach of warranty, breach of contract, negligence, strict liability in tort, or any other legal theory.

## Installation:

Prior to installing the LED sheets, please take note and read each instruction attentively.


**ATTENTION:** To prevent electrical shortages, leave a 2mm gap between each LED sheets during assembly.




Ensure you check the polarity of the connectors; otherwise, the light will not turn on. Pay attention to the input and output decals on each sheet. These decals must be removed after installation.




Easily tailor the LED sheet to suit your requirements by cutting it in any direction.



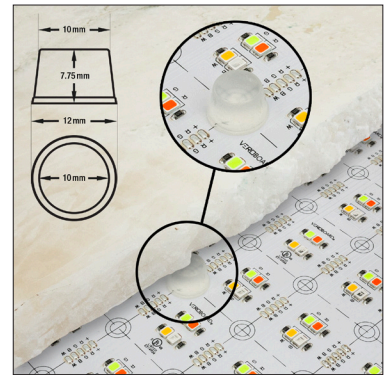
The LED sheet comes with 3M double-sided tape backing, making it easy to apply on flat or curved surfaces such as wood, metal, stone.



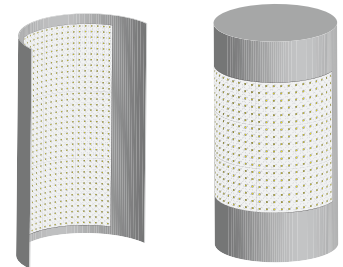

Use the 6" cables to link the LED sheet to the power supply or controller.



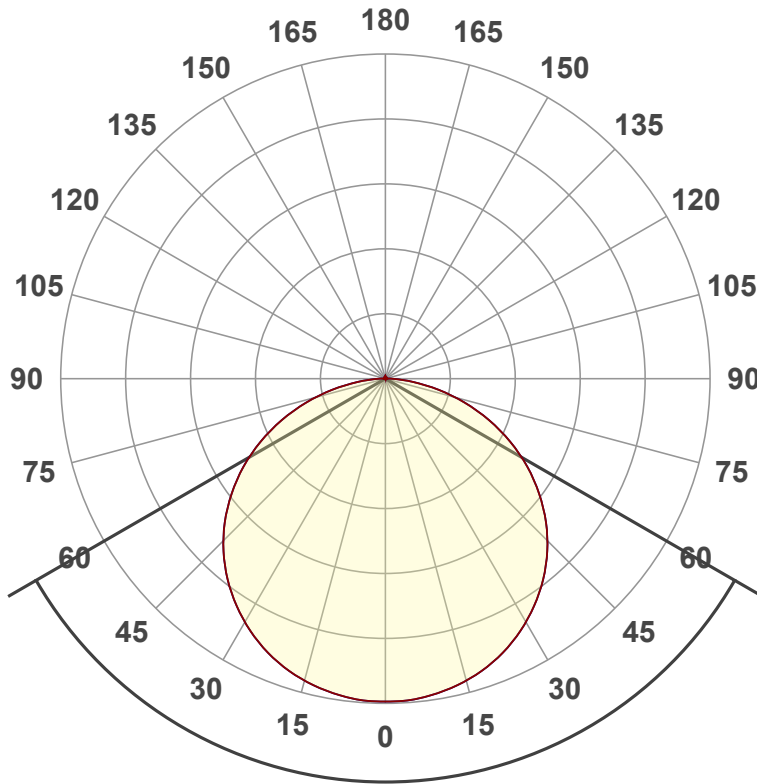
Use the 3.56" connectors to interconnect the LED sheets with each other.



Use silicon bumpers to prevent direct contact between the stone marble and the LED sheet.



The flexibility of the LED sheet allows you to bend it in all directions.



Beam angle **120°**

Light efficiency:

**35 Lumen/Watt**

Light quality:

**CRI: 0**

Color temperature:

**0 K**

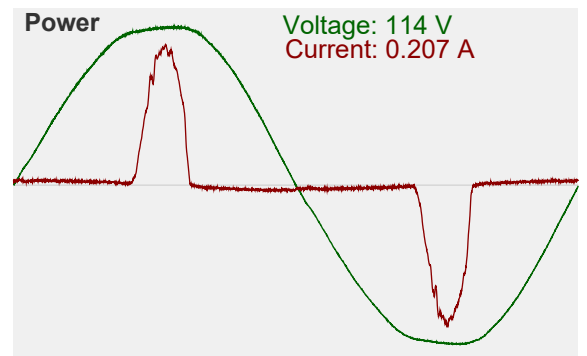
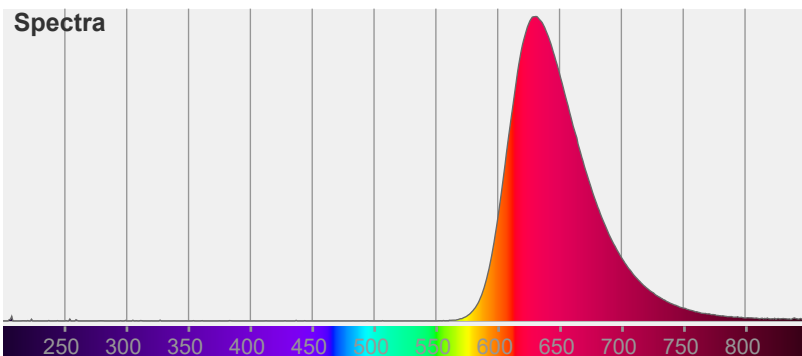
**Output: 465 lm**

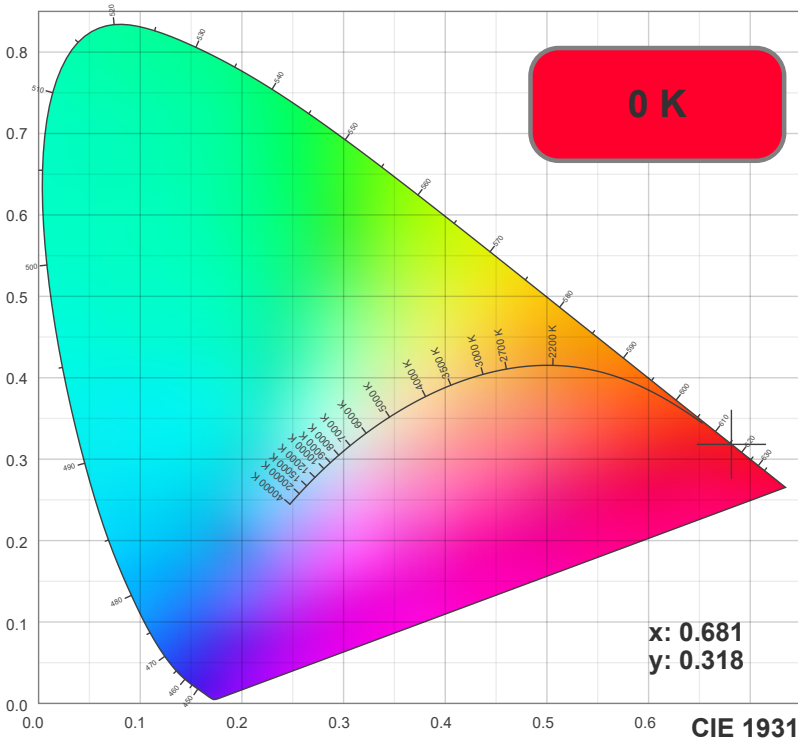
**Peak: 150 cd**

**Power: 13.1 W**

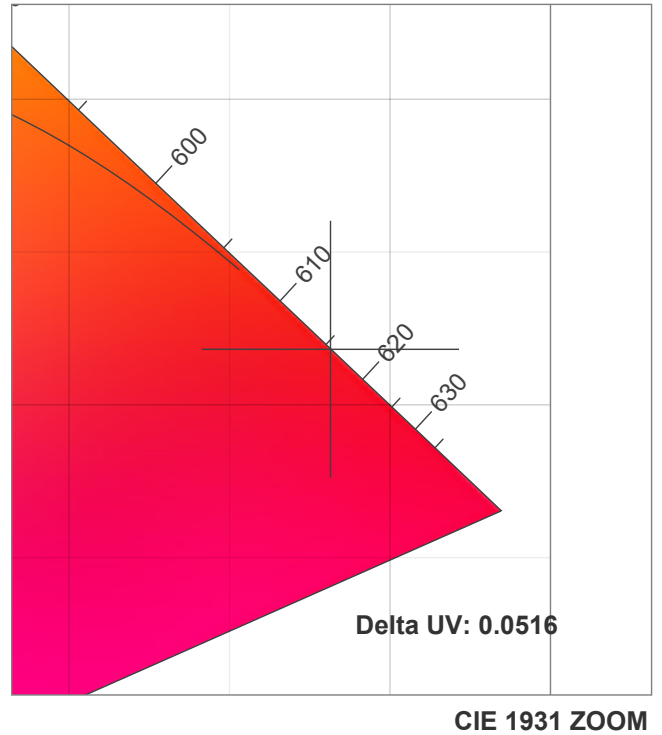
**PF: 0.55**

2 PLANES





TM30: 0.0



CRI: 0.0 (R1-R8)

0	0	0	0	0	0	0	0	0	0	0	0	0	0	0	0
C1	C2	C3	C4	C5	C6	C7	C8	C9	C10	C11	C12	C13	C14	C15	C16

0	0	0	0	0	0	0	0	0	0	0	0	0	0	0	0
R1	R2	R3	R4	R5	R6	R7	R8	R9	R10	R11	R12	R13	R14	R15	

CRI R values, only R1-R8 are used to calculate final CRI value

R1	R2	R3	R4	R5	R6	R7	R8	R9	R10	R11	R12	R13	R14	R15
0.00	0.00	0.00	0.00	0.00	0.00	0.00	0.00	0.00	0.00	0.00	0.00	0.00	0.00	0.00

TM30 C values, 16 binned values out of total of 99 C values

C1	C2	C3	C4	C5	C6	C7	C8	C9	C10	C11	C12	C13	C14	C15	C16
0.00	0.00	0.00	0.00	0.00	0.00	0.00	0.00	0.00	0.00	0.00	0.00	0.00	0.00	0.00	0.00

CQS Q values

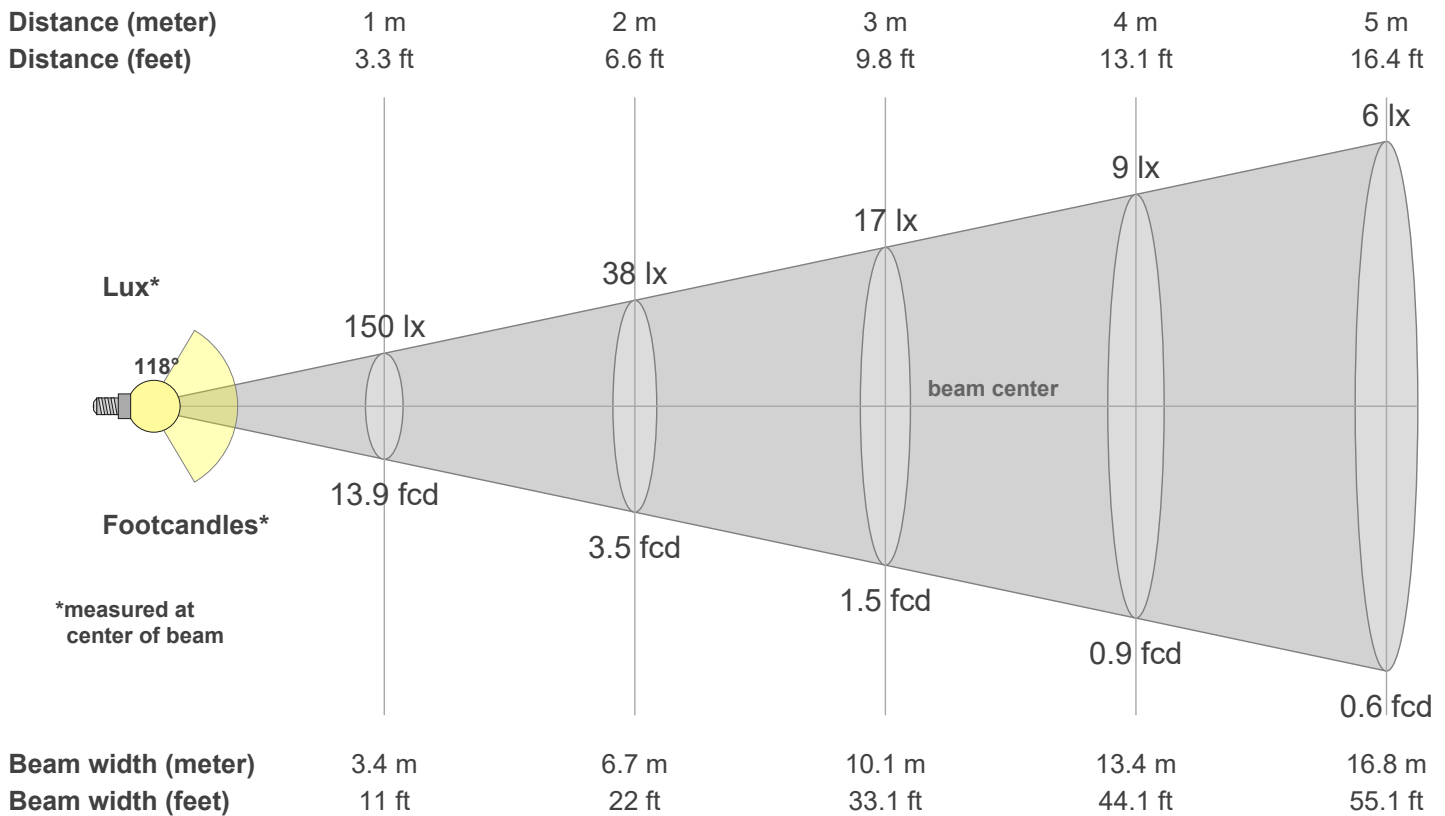
Q1	Q2	Q3	Q4	Q5	Q6	Q7	Q8	Q9	Q10	Q11	Q12	Q13	Q14	Q15
0.00	0.00	0.00	0.00	0.00	0.00	0.00	0.00	0.00	0.00	0.00	0.00	0.00	0.00	0.00

CQS: 0.0

0	0	0	0	0	0	0	0	0	0	0	0	0	0	0	0
Q1	Q2	Q3	Q4	Q5	Q6	Q7	Q8	Q9	Q10	Q11	Q12	Q13	Q14	Q15	

**Color parameters**

CCT	CRI	CRI R9	TM30 Rf	TM30 Rg	CQS	x	y	u	v	Duv
0 K	0.0	0.0	0.0	0.0	0.0	0.7	0.3	0.5	0.3	NaN



**Intensities in 0° c-plane**

0°	5°	10°	15°	20°	25°	30°	35°	40°	45°	50°	55°	60°	65°	70°	75°	80°	85°	90°	95°
150	150	148	145	142	137	131	124	116	106	96	85	73	60	47	34	21	10	3	1
100%	100%	99%	97%	94%	91%	87%	82%	77%	71%	64%	57%	49%	40%	31%	22%	14%	7%	2%	0%

**Intensities in 90° c-plane**

0°	5°	10°	15°	20°	25°	30°	35°	40°	45°	50°	55°	60°	65°	70°	75°	80°	85°	90°	95°
150	150	148	145	142	137	131	124	116	106	96	85	73	60	47	34	21	10	3	1
100%	100%	99%	97%	94%	91%	87%	82%	77%	71%	64%	57%	49%	40%	31%	22%	14%	7%	2%	0%

**Intensities in 180° c-plane**

0°	5°	10°	15°	20°	25°	30°	35°	40°	45°	50°	55°	60°	65°	70°	75°	80°	85°	90°	95°
150	150	148	145	142	137	131	124	116	106	96	85	73	60	47	34	21	10	3	1
100%	100%	99%	97%	94%	91%	87%	82%	77%	71%	64%	57%	49%	40%	31%	22%	14%	7%	2%	0%

**Intensities in 270° c-plane**

0°	5°	10°	15°	20°	25°	30°	35°	40°	45°	50°	55°	60°	65°	70°	75°	80°	85°	90°	95°
150	150	148	145	142	137	131	124	116	106	96	85	73	60	47	34	21	10	3	1
100%	100%	99%	97%	94%	91%	87%	82%	77%	71%	64%	57%	49%	40%	31%	22%	14%	7%	2%	0%

Beam angle 50%	Field angle 10%	Cutoff angle 2.5%	Intensity ratio in 120° cone	Intensity ratio in 90° cone
118.5°	164.8°	178.2°	76.2%	51.0%