

Vinotemp®

A PROUD HERITAGE OF EXPERIENCE & QUALITY



8-BOTTLE OPEN WINE COOLER
VT-8WC-OP

OWNER'S MANUAL

Vinotemp®

WWW.VINOTEMP.COM

General Operating Instructions

Remove all external and internal packaging from your wine cooler. Be sure that all parts have been included before discarding any packaging materials. You may want to keep the box and packing materials for use at a later date.

Upon receipt and inspection of unit, the supply cord must be replaced if it is damaged. Contact our customer service at 1-800-777-8466 or info@vinotemp.com.

- Let the unit rest UNPLUGGED for 24 hours once you have it placed in your home.

READ ALL INSTRUCTIONS BEFORE USING THIS APPLIANCE
-Save these instructions-

To register your product, visit:
<http://www.vinotemp.com/Warranty.aspx>
Register your warranty within 10 days of receiving the unit.
Please be sure to retain your proof of purchase.

TABLE OF CONTENTS

IMPORTANT SAFETY INSTRUCTIONS	4
ELECTRICAL CONNECTION	5
PARTS AND SPECIFICATIONS	6
TECHNICAL DATA	6
INSTALLATION.....	7
OPERATING YOUR WINE COOLER	8
CARE AND MAINTENANCE	9
TROUBLESHOOTING	10
TERMS OF SALE AND WARRANTY	11
SERVICE & IMPORTANT NOTICE	12

IMPORTANT SAFETY INSTRUCTIONS



To reduce the risk of fire, electrical shock or injury when using your appliance, follow these basic precautions:

- Do not operate this or any other appliance with a damaged cord.
- Do not operate if housing is removed or damaged.
- Exercise caution and use reasonable supervision when appliance is used near children. Never allow children to operate, play with or crawl inside the appliance. Keep packing materials away from children.
- Before performing any maintenance or cleaning, ensure that the unit is unplugged or that the power line is disconnected.
- Do not clean appliance with flammable fluids. Do not store or use gasoline or other flammable vapors and liquids in the vicinity of this or any other appliance. The fumes can create a fire hazard or explosion.
- Exercise caution when moving and installing the unit. The cooler is heavy and may require two or more people when moving the unit to prevent strain or injury.
- Unit features a front exhaust system for freestanding or fully recessed applications.
- Locate the unit away from direct sunlight and sources of heat (stove, heater, radiator, etc). This unit is intended for indoor use only and must be installed in an area protected from the elements.
- This appliance is intended for use in a controlled ambient location such that the ambient temperature does not exceed 90°F (32°C).
- Place the appliance on a solid, level surface.
- Do not attempt to repair or replace any part of your appliance unless it is specifically recommended in this manual. All other servicing should be referred to a qualified technician.
- Connect to properly polarized outlets only. It is recommended that a separate circuit, serving only your appliance be provided. Use receptacles that cannot be turned off by a switch or pull chain. Be sure that the plug is fully inserted into the receptacle.
- To protect against electric shock, do not immerse appliance, plug or cord in water or other liquids. Avoid locating the unit in moist areas.
- Do not use this appliance for anything other than its intended purpose as described in this manual. For indoor, household use only.
- Do not operate the unit with wet hands, while standing on a wet surface or while standing in water.
- Do not use solvent-based cleaning agents or abrasives on the interior of the cooler. These cleaners may damage or discolor the interior.
- Keep fingers out of pinch point areas and be careful when closing doors if children are around.
- This appliance is designed for storing and cooling wines and beverages. Do not store perishable food or medical products within the unit.
- When disposing of refrigeration appliances, special handling is often required. It is the consumer's responsibility to comply with federal and local regulations when disposing of this product.

ELECTRICAL CONNECTION



Improper use of the grounded plug can result in the risk of electrical shock. If the power cord is damaged, frayed or shows cracks or abrasions across its length, have it replaced at an authorized service center.

For your protection, this unit is equipped with a 3-conductor cord set that has a molded 3-prong grounding-type plug, and should be used in combination with a properly connected grounding-type outlet.

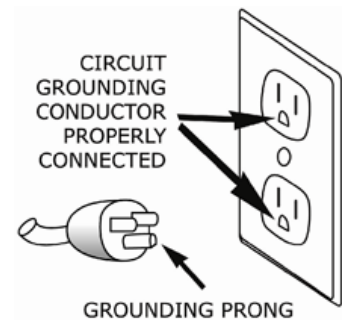
- Do not under any circumstances cut or remove the third ground prong from the power cord supplied. For personal safety, this appliance must be properly grounded.
- The cord should be secured behind the unit and not left exposed or dangling to prevent accidental injury.
- A standard electrical supply (115V AC - 60Hz), properly grounded in accordance with the National Electrical Code and local codes and ordinances, is required.
- When a standard 2-pin wall outlet is encountered, it is your responsibility to have it replaced with a properly grounded 3-pin wall outlet.
- Never unplug the unit by pulling the power cord. To disconnect the appliance, always grip the plug firmly and pull straight out from the wall outlet. When moving the unit, be careful not to damage the power cord.
- The unit should always be plugged into its own individual electrical outlet with a voltage rating that matches the rating label on the unit.
- Do not pinch or kink the power supply cord.
- Repair or replace all power cords that have become frayed or damaged. Do not use a cord that shows cracks or abrasion damage along its length or at either end. When moving the appliance, be careful not to damage the power cord.

EXTENSION CORD

For your protection, this unit should be properly grounded. Unit is equipped with a 3-conductor cord set that has a molded 3-prong grounding-type plug, and should be used in combination with a properly connected grounding-type outlet as shown to the right.

It is not recommended to use this wine cooler with an extension cord or power board. Please ensure that the appliance is plugged directly into the electrical outlet.


CAUTION: It is strongly recommended that you do not use an adapter or an extension cord with this unit.



Your Wine Cooler

This wine cooler can be used for storage and/or service. It has a unique design that keeps bottles upright, preventing wine from spilling out of open bottles.

PARTS AND SPECIFICATIONS



- | | | |
|----------------|-----------------|------------------------------|
| 1. Seal ring | 4. Power switch | 7. Spaces for bottles |
| 2. Clear cover | 5. Exhaust | 8. Temperature control panel |
| 3. Cooling fan | 6. Base | 9. Plug |

TECHNICAL DATA

Model No.	VT-8WC-OP
Capacity	8 Bottles
Voltage	115V
Frequency	60 Hz
Refrigerant	R134a
Control Temperature Range	41° - 64°F / 5 - 18°C
Net Weight	35.3 lbs
Gross Weight	37.5 lbs
Dimensions (W x D x H)	16 1/2" H x 15" Diameter x 16 1/2" Diameter (Base)

***Note:** This wine and beverage cooler is designed to store approximately 8 standard Bordeaux 750 ml bottles. Storing large and/or oddly shaped bottles (including champagne and sparkling wine bottles) will decrease the capacity of your appliance.

INSTALLATION

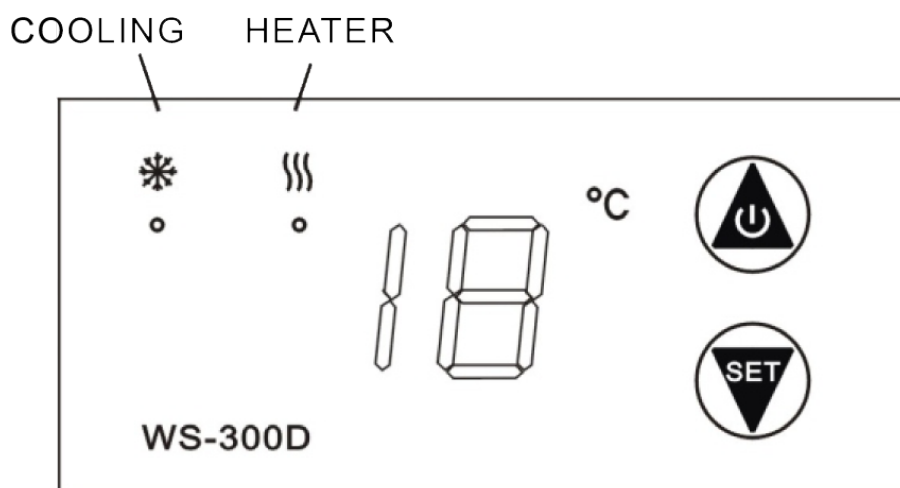
BEFORE USING YOUR APPLIANCE

- Remove any exterior and interior packing material.
- Check to be sure all parts are included including 1 owner's manual.
- **IMPORTANT:** Before connecting the appliance to the power source, let it stand upright for approximately 30 minutes or more. This will reduce the possibility of a malfunction in the cooling system from handling during transportation.
- This unit is designed to be free standing only.
- Clean the interior surface with lukewarm water using a soft cloth

INSTALLATION OF YOUR APPLIANCE

- This unit is designed for indoor use only. Position the unit in a dry and well-ventilated place. Avoid placing the cooler near any source of heat or moisture, or in direct sunlight. Do NOT install the unit in a location with an ambient temperature that will fall below 60°F.
- For freestanding installation, 8" of space on both sides, and 4" of space at the back and top are suggested to ensure proper air circulation.
- Place the appliance on a flat, level surface strong enough to support it when it is fully loaded.
- For best performance it is recommended that you install the appliance in a location with an ambient temperature between 60°-90°F. If the ambient temperature is above or below recommended temperatures, the performance of the unit may be affected.
- Do not install the appliance in direct sunlight or near sources of heat or low humidity.
- Do not store or install the appliance outdoors, in a garage, basement, or in moist areas.
- Plug the unit into an exclusive, properly installed-grounded wall outlet.
- Do not place heavy objects on top of the wine cooler.








OPERATING YOUR WINE COOLER



TEMPERATURE CONTROL:

The control panel features an easy to read LED digital display and two buttons that allow you to adjust the temperature of your wine cooler.

IMPORTANT: In order to operate efficiently, this product should be in an environment with an ambient temperature of less than 90°F (32°C).

- To unlock the control panel, press the  button for 3 seconds. The LED will flash “---”.
- To lock the control panel after the desired temperature has been set, press the  for 3 seconds.
- To set the desired temperature, press the  button for 3 seconds. The current temperature will flash. Use  button and  to lower or raise the temperature in 1° increments. The temperature range for this cooler is 41°- 64°F.
- Once the desired temperature has been set, the display will flash the desired temperature and will then change to the current temperature.
- The cooling light  will turn on when the cooler is in cooling mode.
- The heating light  will turn on when the cooler's temperature has been set to increase.
- The display will read “LL” when the temperature has dropped below 39°F.

HOW TO USE THE RUBBER SEAL AND COVER

This cooler is intended for use with standard wine bottles with a diameter of approximately 2.8 - 3.1 inches. While inserting the bottles into the cooler, hold down the rubber seal to ensure the bottles are held securely. If you do not need to use all 8 spaces, cover the unused spaces using the provided cover to prevent cold air from leaking out of the unit.

CARE AND MAINTENANCE



CAUTION: Failure to unplug the appliance could result in electrical shock or personal injury.

CLEANING YOUR WINE COOLER

IMPORTANT: Always unplug the unit before cleaning or performing maintenance. Never use harsh cleansers or scouring pads to clean any part of the unit.

- Turn off the power, unplug the appliance, and remove all items including bottles.
- Gently wipe the exterior of the cooler a clean soft cloth.
- Never use harsh detergents to clean the cooler.
- Avoid using oil to clean the cooler as it will erode the plastic parts.
- Always dry all parts with a clean, dry cloth before plugging the wine cooler back into the receptacle.
- Do not connect or disconnect the electric plug when your hands are wet.
- Never clean appliance parts with flammable fluids. These fumes can create a fire hazard or explosion.
- Do not use solvent-based cleaning agents, chemical cleaners or abrasives to clean this wine cooler. These cleaners may damage or discolor the unit.
- If the power cord or plug are damaged, they must be replaced by a qualified professional.

INACTIVITY

If the unit will be used for a period of less than three weeks, leave the cooler operating. If the period of inactivity is several months, remove all items and turn the unit off. Clean and dry the interior thoroughly. Leave the door open slightly to prevent and possible moisture build-up.

TROUBLESHOOTING

You can solve many common cooler problems easily, saving you the cost of a possible service call. Try the following suggestions to see if you can solve the problem before contacting Vinotemp at info@vinotemp.com.

PROBLEM	POSSIBLE CAUSE
It sounds like water is flowing inside the cooler	<ul style="list-style-type: none"> • The sound is originating from the refrigeration gas flowing through a pipe. This is normal. • The sound is coming from the compressor's thermostat control. This is normal.
The surface of the cabinet is hot	<ul style="list-style-type: none"> • The condenser is exhausting hot air at the beginning of use and during hot summer months. This is normal.
Noise coming from the cooler	<ul style="list-style-type: none"> • The surface on which the cooler is sitting is not flat. • The back of the cooler is too close to a wall. • Something is on top of the product. • Accessories are not in the correct position. • When starting or stopping the cooler, the sound may grow louder.
The cooler is not cooling bottles properly	<ul style="list-style-type: none"> • The thermostat is in the low position • The cooler is in direct sunlight or near a source of heat • The bottles were hot upon insertion into the cooler. • Empty spaces are not sealed properly • The cooler does not have enough room to exhaust.
The cooler is no longer cooling	<ul style="list-style-type: none"> • The cooler is plugged into an outlet with incorrect voltage. • Check to make sure the unit is plugged in

TERMS OF SALE AND WARRANTY

Vinotemp International ("Seller") and the person or entity that acquires these goods from Seller ("Purchaser") hereby fully agree to the following terms and conditions of the sale: Shipping fees are the responsibility of the Purchaser whether freight prepaid or freight collect. Seller assumes no responsibility for the goods sold to the Purchaser once the goods have left the Seller's premises, including, but not limited to, late delivery by the moving carrier, or for events caused by any difficulty carrier incurs in attempting to fit the goods into the Purchaser's place of business or residence due to the size of the goods or otherwise. Purchaser assumes all responsibility for delivery, payment of freight, access, measurement, installation, hook-up, wiring, moving and storage of the goods. The transportation of all goods is subject to the terms and conditions which the moving carrier imposes on Purchaser including, but not limited to, additional charges imposed per flight of stairs, and/or additional charges resulting from the carrier's inability to safely and/or adequately use the building elevator to lift the goods to an upper floor. Any claim for damages incurred during shipment by the carrier of the goods are insured and handled directly with the carrier and must be noted at time of delivery. Any damages due to manufacture defects will be handled directly with Vinotemp International, subject to the limited warranty.

All sales are final, and unless authorized in writing by the Seller, Purchaser may not return the goods, under any circumstance. If Purchaser refuses to accept the goods, under any circumstance, the Purchaser is liable for the return and cost of freight both ways, and if Seller does take back the goods, there will be a restocking/service fee that is 35% of the purchase price of the goods. (Product must be in original packaging). Built-to-Order products (including Cabinets, Racking, and Accessories) are non-returnable. Purchaser must notify Seller of non-conforming goods within four days of delivery, after which time all goods are deemed accepted. If an order has been placed and production has started, cancellation of your order will be a 15% charge. If Purchaser tenders payment with a check that has insufficient funds (NSF), or stops payment on a check or credit card for any reason, Purchaser agrees to pay for all costs associated with the Seller's collection or litigation of such a claim, including without limitation extra damages, court costs and attorneys' fees. Finance charges begin the date of invoice. Collection fees plus NSF fee of \$50 will be added to your invoice, which you agree to promptly pay. Title to the goods does not pass until payment is received in full by Seller and Seller retains a security interest in the goods until they are paid for in full. Statute of limitations must be handled in arbitration in the County of Los Angeles.

LIMITED WARRANTY: Seller warrants that the goods will be free of defects in materials and workmanship as follows: Furniture style (wood) wine cabinets made in the U.S.: all cooling unit parts for a period of 5 (five) years; cabinetry and labor (uninstalled) for a period of 12 (twelve) months from date of sale. For the metal cabinet wine units: parts and labor for cooling system and cabinetry for a period of 12 (twelve) months from date of sale. Thermoelectric Units: 90 (ninety) days from the date of sale (including Wine Coolers, Beer Dispensers, Humidor, Portofino Wood Cellars, and Refrigerators). Wine-Mate Split Systems and installed products are parts only for 1 year, no labor. Other Wine-Mate Cooling Systems are 5 years parts, 1 year labor. Wine Accessories and Racking Systems are not warranted. There is no warranty on parts purchased separately. Removal and re-installation of unit is not included in warranted labor. Purchaser's exclusive remedy is limited, at Seller's option; to repair or replace defective part[s] with either new or factory reconditioned part[s]. Purchaser is responsible for shipping the unit pre-paid to designated facility and Seller will pay return shipping charges in the continental United States for items repaired under warranty within 12 (twelve) months from date of sale. Since the natural variation in texture, density, grain, color, tone and shade of wood is unavoidable; Seller does not guarantee the texture, color, tone or shade of the wood: nor does seller guarantee the colorfastness of wood or against peeling, chipping, cracking or scratching. Note: Unfinished wood is subject to warping; all wood surfaces must be sealed before placing cellar into service. Improper placement of the unit will void the warranty. By Vinotemp in writing, any third party repair facility must be pre-approved before providing parts free of charge. This limited warranty does not cover damage due to such things as accident, misuse, abuse, mishandling, neglect, acts of God, fires, earthquakes, floods, high winds, government, war, riot or labor trouble, strikes, lockouts, delay of carrier, unauthorized repair, or any other cause beyond the control of the Seller, whether similar or dissimilar to the foregoing. Seller is not responsible for any damages caused to Purchaser's property resulting from the good. This limited warranty applies only inside the Continental US. (Alaska, Puerto Rico and Hawaii are not warranted.)

For Non-New Units (Scratch & Dent/Refurbished/Floor Models), warranty for compressor units is 90 days from your dated invoice and 30 days for thermoelectric units (parts for function only, not cosmetic defects). These units are refurbished and sold as is; Purchaser assumes risks to the quality and performance of goods and assumes the costs of all necessary service or repair not covered herein.

For Element Grills (via Element Products LLC), grills have a 1 year comprehensive parts warranty on entire product. Three years limited parts warranty covering the stainless burner and a thirty day limited parts warranty on grill accessories. If grill is defective and unused plus all packaging and parts are intact, we will either replace the grill or provide service to repair the grill. Returned product must accompany all original packaging and parts and is subject to our 35% restocking fee (and freight both ways). With Wine-Mate products, if the customer calls and the product is "defective", you must obtain a letter from your qualified refrigeration technician at the customers cost, to verify that the unit was installed properly, with proper ventilation and the unit is truly malfunctioning due to manufacture defect.

Purchaser understands and acknowledges that the goods sold here are wine cellars, cigar humidors, and/or other similar units which house wine or cigars. Purchaser assumes all risk of using these units, including risk of spoilage, humidity variations, temperature variations, leaks, fire, water damage, mold, mildew, dryness and similar and any other perils that might occur. Seller is not responsible for incidental or consequential damages, and there are no warranties, expressed or implied, which extend beyond the Limited Warranty described above. Warranty and liability are non-transferable. The implied warranties of merchantability and of fitness for a particular purpose are hereby expressly disclaimed. Some states do not allow the exclusion of incidental or consequential damages, or a waiver of the implied warranties of fitness and/or merchantability, so the above limitations may not apply to you. This warranty gives you specific legal rights and you may also have other rights which vary from state to state. Seller disclaims any indemnification for claims of infringement of any intellectual property of protectable nature. In the event of any dispute between Seller and Purchaser arising out of or relating to these terms and conditions or to the goods sold generally, Purchaser must first file a written claim with Seller within ten days of the occurrence giving rise to the claim and wait an additional thirty days for a response before initiating any legal action. The sale and all terms are subject to California law. Any legal proceeding arising out of or relating to these terms and conditions or to the goods sold generally shall be brought solely and exclusively in the County of Los Angeles. In no event may Purchaser initiate any legal proceeding more than six months after the occurrence of the event giving rise to the dispute.

The above terms and conditions are the only ones governing this transaction and Seller makes no oral representations of any kind. These Terms and Conditions can only be modified in writing, signed by both Purchaser and Seller. 7/13

SERVICE & IMPORTANT NOTICE

Upon receipt and inspection of unit, the supply cord must be replaced if it is damaged. Contact our customer service at 1-800-777-8466 or info@vinotemp.com.

The manufacturer has a policy of continuous improvement on its products and reserves the right to change materials and specifications without notice.

WARNING:
Please do not place the unit within reach of children.
For adult use only.

Contact info@vinotemp.com with any questions or visit:
www.vinotemp.com



Intertek
3 0 7 4 3 4 3
CONFORMS TO UL STD. 250
CERTIFIED TO CAN/CSA STD C22.2
NO.63



17621 S. Susana Road
Rancho Dominguez, CA 90221
www.vinotemp.com

Vinotemp is a registered trademark of Vinotemp International. All products, features, and services are subject to change without notice. We cannot guarantee the accuracy of the contents of this document. We disclaim liability for errors, omissions, or future changes.

© 2013 Vinotemp International. All rights reserved.