

1. UNLOAD THE DISPLAY BOARD




2. MEASURE THE TEMPERATURE SENSOR LINE WITH THE MULTI-METER  
(IT SHOULD BE ABOUT 5K AT THE NORMAL TEMPERATURE)



A. NORMAL


B. ABNORMAL



3. IF ABNORMAL, PLEASE CUT THE END OF THE CONNECTOR, CHANGE TO A NEW CONNECTOR.



4. AND THEN MEASURE IT. (ABOUT 5K IS CORRECT!)




5. IF IT STILL DOESN'T WORK, PLEASE CUT OFF THE TOP SENSOR, AND CHANGE A NEW SENSOR.  
THE STEPS SEE BELOW:

A. UNLOAD THE TEMPERATURE SENSOR.



B. CHANGE THE NEW TEMPERATURE SENSOR.



C. AND THEN MEASURE IT.

