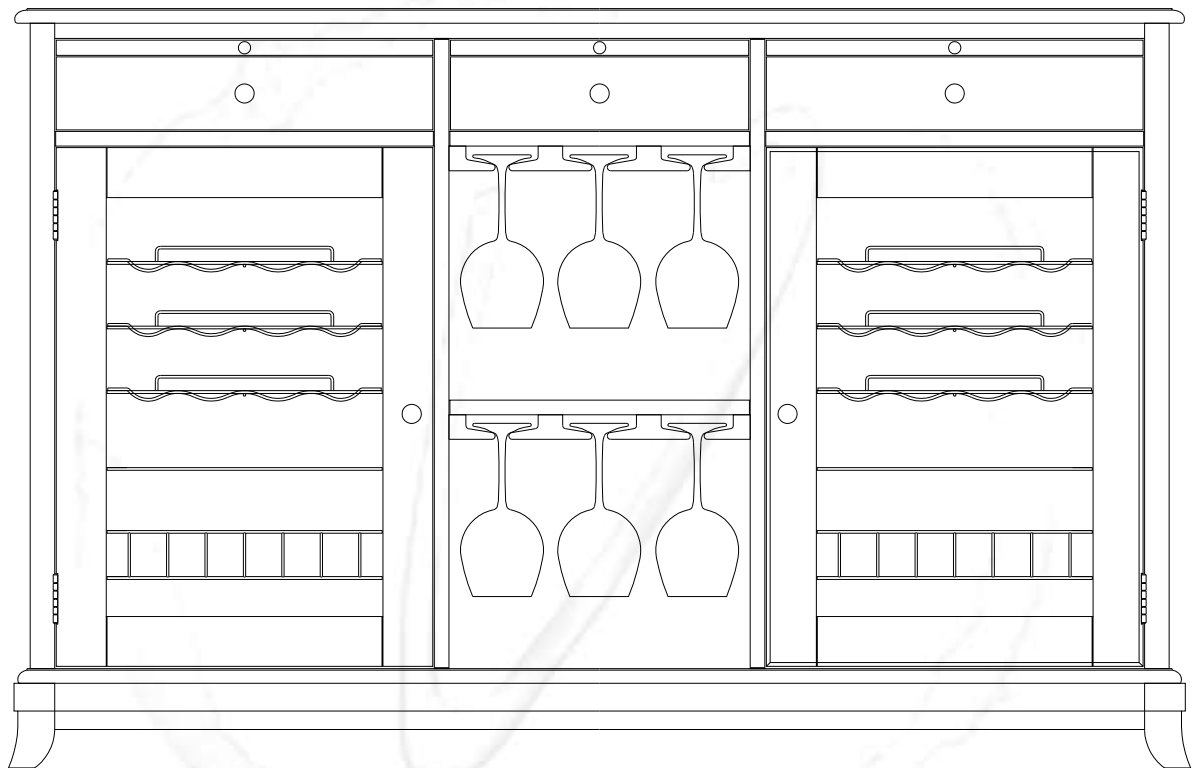


Vinotemp®

A PROUD HERITAGE OF EXPERIENCE & QUALITY



DUAL-ZONE CREDENZA WINE CELLAR

VT-CAVA 2CRM
VT-CAVA 2DCE

OWNER'S MANUAL



WWW.VINOTEMP.COM

YOUR WINE CELLAR

This unit can be used for storage and/or service. The unit has chromed wire racks, two cooling compartments, two glass doors, and soft interior lighting to elegantly display your wine. This furniture-style wine cellar uses compressor cooling. Optimal temperature levels and performance of this unit depends on proper care, placement and ambient temperature.

SERVING WINES

Storing wines at the proper temperature is important. To preserve them as long as possible, wine should be stored at approximately 55° Fahrenheit. However, the chart below suggests the optimal drinking temperature for the different styles of wine.

°C	°F	Wine Style
19	66	Armagnac, Brandy, Cognac
18	64	Full Bodied Red wines, Shiraz
17	62	Tawny Port
15	59	Medium Bodied Red Wines
14	57	Amontillado Sherry
13	55	Light Bodied Red Wines
12	54	Full Bodied White Wines
11	52	Medium Bodied White Wines
10	50	Rosé, Light Bodied White Wines
9	48	Vintage Sparkling
8	46	Fino Sherry
7	45	Non Vintage Sparkling

General Operating Instructions

Remove all external and internal packaging from your wine cellar. Be sure that all parts have been included before discarding any packaging materials. You may want to keep the box and packing materials for use at a later date.

Upon receipt and inspection of unit, the supply cord must be replaced if it is damaged. Contact our customer service at 1-800-777-8466 or info@vinotemp.com.

- Let the unit rest UNPLUGGED for 24 hours once you have it placed in your home.
- Please fully read the instruction manual.
- Save these instructions.

Please read and follow all safety rules and operating instructions before using.

**To register your product, visit:
<http://www.vinotemp.com/Warranty.aspx>
Register your warranty within 10 days of receiving the unit.
Please be sure to retain your proof of purchase.**




Add a New Leaf extended warranty to your order, and have the security of knowing that if there should be a problem, even years in the future, New Leaf will be there to assist! Usable for any Wine Cellar or other electronic device manufactured by Vinotemp. Add this warranty to purchases made from vinotemp.com or other qualified vendors. Warranty must be registered within the first 10 days from original purchase.

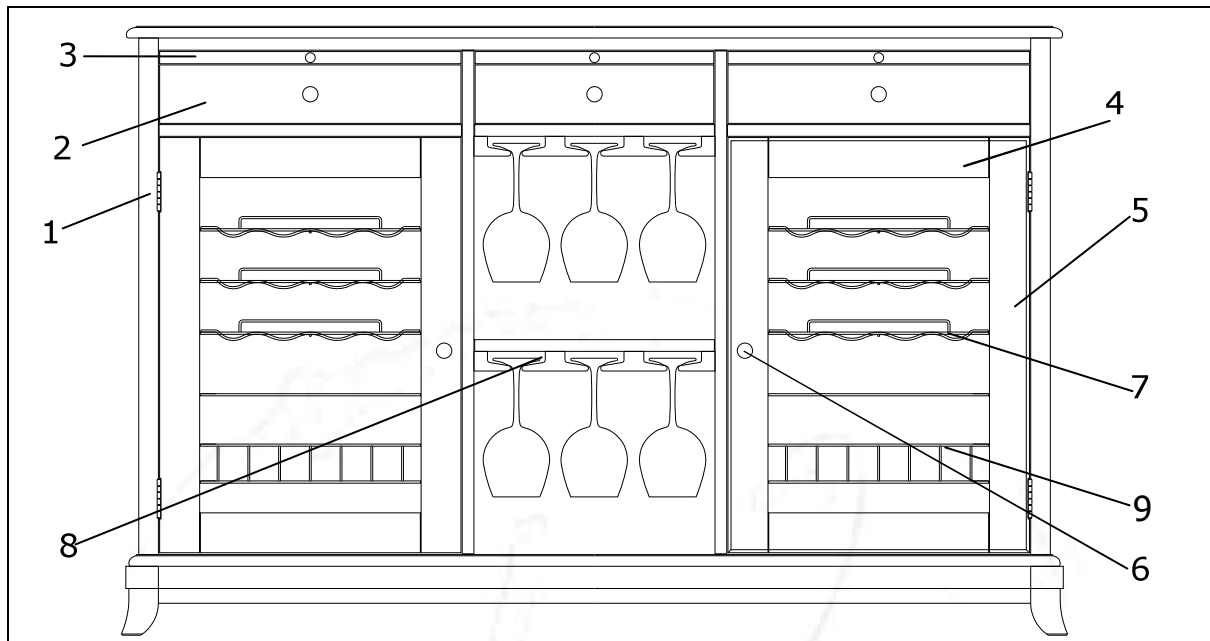
Visit www.Vinotemp.com to purchase.

Table of Contents

PARTS AND SPECIFICATIONS	5
IMPORTANT SAFETY INSTRUCTIONS	6
CORD INSTRUCTIONS	7
INSTALLATION INSTRUCTIONS.....	7
OPERATING INSTRUCTIONS.....	8
CLEANING AND MAINTENANCE.....	9
TROUBLESHOOTING GUIDE	10
TERMS OF SALE AND WARRANTY.....	11
SERVICE & IMPORTANT NOTICE	11



PARTS AND SPECIFICATIONS



- | | |
|--------------------------|----------------------|
| 1. Cabinet | 5. Door |
| 2. Drawer | 6. Door Handle |
| 3. Pull-out Serving Tray | 7. Wine Bottle Racks |
| 4. Thermostat Knob | 8. Stemware Racks |
| | 9. Compressor |

Type	2 Temperature.
Item Number	VT-CAVA 2CRM/VT-CAVA 2DCE
Bottle Capacity	Approx. 38
Refrigerant	R134a/1.87Oz
Cooling system	Compressor
Dimension (WxDxH)	59.5" x 22.75" x 39"
Net Weight	328.97 Lbs
Gross Weight	401.24 Lbs
Capacity	4.4 Cu. Ft.
Rated Voltage	115V
Temperature Range	39-65°F
Rated Frequency	60Hz
Input Power	85W

* **Note:** Each compartment has one individual temperature control. The unit is designed to hold approximately 38 750ml bottles. Odd sizes will affect storage capacity. Refrigerant in one box then Compressor in another box (on page 5)

IMPORTANT SAFETY INSTRUCTIONS

When using an electrical appliance, basic precautions should be followed to reduce the risk of fire, electric shock, and personal injury.

1. Use this appliance only as described in this manual. Other uses are not recommended and may cause fire, electric shock or injury.
2. This product is intended for indoor, household use only.
3. Remove all packaging material before operation. This includes adhesive tape holding the wine cooler accessories and packaging support accessible from behind the wood cabinet. Plastic bags, screws, etc. should be kept out of reach of children.
4. To protect against electric shock, do not immerse unit, plug or cord in water or other liquids. Avoid locating the unit in moist areas.
5. Never allow children to operate, play with, or crawl inside the unit.
6. Unplug unit from the wall outlet when not in use, when moving from one location to another, or before cleaning.
7. To disconnect the appliance, grip the plug and pull it from the wall outlet. Never pull by the cord.
8. Do not operate the appliance in the presence of explosive and/or flammable fumes.
9. Do not place the appliance or any of its parts near an open flame, cooking or other heating appliances.
10. Do not operate the appliance with a damaged cord or plug. If the product malfunctions, or if it is dropped or damaged in any manner, do not use.
11. The use of attachments is not recommended and may be hazardous.
12. A loose fitting plug may cause overheating or warp the plug. Contact a qualified electrician to replace loose or worn outlets.
13. This appliance is designed for freestanding use only (not meant for built-in installation).
14. The wine cellar is intended for use in a controlled ambient location such that the ambient temperature does not exceed 110°F.
15. Locate the unit away from direct sunlight and sources of heat (stove, heater, radiator, etc.).
16. If for any reason this product requires service, a certified technician should conduct the service.
17. Do not, under any circumstances, obstruct ventilation areas located on the wine cooler and the wood cabinet.

WARNING: To reduce the risk of fire, electric shock or personal injury, unplug or disconnect the appliance from the power supply before servicing.

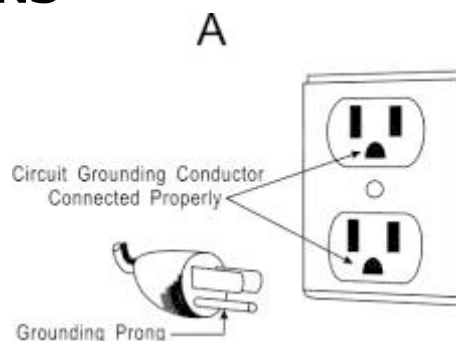
WARNING: Risk of child entrapment. Before you throw away your old wine cellar, remove the door and leave the shelves in place so that children may not easily climb inside.



DANGER - RISK OF FIRE OR EXPLOSION. FLAMMABLE REFRIGERANT USED. TO BE REPAIRED ONLY BY TRAINED SERVICE PERSONNEL. DO NOT PUNCTURE REFRIGERANT TUBING.

CORD INSTRUCTIONS

For your protection, this unit should be properly grounded. Unit is equipped with a 3-conductor cord set that has a molded 3-prong grounding-type plug, and should be used in combination with a properly connected grounding-type outlet as shown in figure A.



It is not recommended to use this wine cellar with an extension cord or power board. Please ensure that the appliance is plugged directly into the electrical outlet. Avoid the use of three plug adapters and do not alter the plug under any circumstance.

INSTALLATION INSTRUCTIONS

Before Using Your Appliance

- Remove the exterior and interior packaging.
- Check to be sure you have all necessary parts and an owner's manual.
- Before connecting the appliance to the power source, let it stand upright for approximately 24 hours. This will reduce the possibility of a malfunction in the cooling system from handling during transportation.
- Clean the interior surface with lukewarm water using a soft cloth and leave doors open to air out the unit BEFORE plugging in your appliance.

Installation of Your Appliance

- This appliance is designed to be free standing only, and should not be recessed or built-in.
- Do not install this unit in any area that is not properly insulated or heated (such as a garage).
- Leave at least 8" space from back wall.
- Leave at least 6" space for each side.
- Do not place underneath a table, counter top, or anything of the sort as this will not allow for proper air circulation.
- Place your appliance on a floor that is strong enough to support it when it is fully loaded.
- Floor should be level.
- Locate the appliance away from direct sunlight and sources of heat (stove, heater, radiator, etc.). Direct sunlight may affect the coating and heat sources may increase electrical consumption. Extreme cold

ambient temperatures may also prohibit the unit from performing properly.

- Avoid locating the unit in moist areas.
- Never put heavy articles on top of the unit.
- Avoid placing the unit in areas where there may be electrical interference.
- Plug the appliance into an exclusive 115V~60Hz 15A wall outlet with proper grounding. Do not under any circumstances cut or remove the third (ground) prong from the power cord.
- Any questions concerning power and/or grounding should be directed toward a certified electrician or a service center authorized by VINOTEMP.

Venting

- Proper ventilation must be maintained in order to insure the proper function and reliability of the unit.
- There are vents and openings strategically located on the wood cabinet in order to insure air flow. Do not block these areas or modify the cabinet under any circumstance.
- Do not overfill your wine cellar for proper internal air circulation.

OPERATING INSTRUCTIONS

Temperature adjustment

- The temperature inside the wine cooler can be adjusted between settings using the switch located in each cooling compartment.

Interior light

- There are lights located inside the cooler for your viewing convenience. Light switches activate the lights.
- Under normal operation, it is best for the light to remain off.

Important: When using the wine cellar for the first time, allow at least 24 hours for the internal temperature to adjust properly. Make sure there are at least three to five bottles in each compartment.

CLEANING AND MAINTENANCE

Cleaning Your Appliance

- Turn off the unit, unplug the appliance, and remove all items including the shelves.
- Wash the inside surfaces with a warm water and baking soda solution. The solution should be about 3-4 tablespoons of baking soda to a quart of warm water. Use a sponge or soft cloth.
- Do not allow cleaning solution to come into contact with the wood cabinet.
- Wash the shelves with mild detergent solution.
- Wipe the outside cabinet with furniture polish and clean soft cloth.
- Do not use harsh chemicals, abrasives, ammonia, chlorine bleach, concentrated detergents, solvents or metal scouring pads as some of these chemicals may dissolve, damage and/or discolor your wine cooler.

Power Failure

- Most power failures are corrected within a few hours and should not affect the temperature of your appliance. Minimize the number of times the door is opened to maintain the internal temperature.
- Remove the power cord from the outlet when a power outage occurs. When power has been restored, re-plug the power cord into the outlet.

Vacation Time

- **Short vacations:** Leave the appliance operating during vacations of less than three weeks.
- **Long vacations:** If the appliance will not be used for at least several months, remove all items and unplug the unit from the wall outlet. Clean and dry the interior thoroughly. To prevent odor and mold growth, leave the doors open slightly.

Moving Your Appliance

- Remove all items.
- Securely tape down all loose items (shelves) inside your appliance.
- Tape the door shut.
- Ensure the appliance stays secure in the upright position during transportation.
- Protect the outside of the unit with a blanket, or with similar item.

Energy Saving Tips

- The appliance should be located in the coolest area of the room, away from heat producing appliances, and away from direct sunlight.
- Do not leave the door open for long periods of time.

TROUBLESHOOTING GUIDE

You can solve many common wine cellar problems easily, saving you the cost of a possible service call. Try the suggestions below to see if you can solve the problem before contacting Vinotemp at info@vinotemp.com.

PROBLEM	POSSIBLE CAUSE
Appliance does not operate.	<ul style="list-style-type: none">• Unit is not plugged in.• There is no power at the wall outlet.• The circuit breaker tripped or there is a blown fuse.• The cooler is not turned on.
Wine is too warm.	<ul style="list-style-type: none">• Check the temperature control setting for each zone. Adjust to a colder setting if needed.• External environment may be too warm.• The door has been opened frequently.• Wine bottles were recently added, allow enough time for wine to reach desired temperature.• The door gaskets do not seal properly.
Wine is too cold.	<ul style="list-style-type: none">• Check the temperature control setting for each zone. Adjust to a warmer setting if needed.
Moisture builds up on coolers interior or exterior.	<ul style="list-style-type: none">• This is normal during periods of increased humidity.• Door has been opened for long periods of time.• Door has been opened frequently.• Door gaskets do not seal properly.
The doors won't close properly	<ul style="list-style-type: none">• The appliance is not level.• The door magnetic seal is dirty.• The shelves are out of position.• Wine bottles inside the unit are too long.

TERMS OF SALE AND WARRANTY

Vinotemp International Corp. ("Seller") and the person or entity that acquires these goods from Seller ("Purchaser") hereby fully agree to the following terms and conditions of the sale: Shipping fees are the responsibility of the Purchaser whether freight prepaid or freight collect. Seller assumes responsibility for the goods sold to the Purchaser until the goods have reached Purchaser's delivery address (FOB Destination) and the delivery receipt is signed clear. Seller is not responsible for the carrier's late delivery, missed delivery, unpaved roads, remote locations, stairs, elevators, narrow door openings and other such issues in attempting to fit or deliver the goods into the Purchaser's location. Delivery to remote locations may require additional fees. Remote location may be defined at the discretion of the carrier as more or less than 50 miles from the nearest major city. Purchaser assumes all responsibility for additional costs related to freight such as access, measurement, installation, hook-up, wiring, moving and storage of the goods, flight of stairs, carrier's inability to safely and/or adequately deliver, inability to use the building elevator to lift the goods, narrow openings, along with any additional costs to deliver or redeliver the product properly. Make sure to review access to the property and size of the product ordered. The transportation of all goods is subject to the terms and conditions which the carrier imposes on Purchaser. Installation is the responsibility of the Purchaser. If white glove delivery was ordered and cannot be performed properly, or access is hindered in any way, Purchaser agrees to accept delivery curbside. If Purchaser will calls or pays for their own freight responsibility transfers to the Purchaser when the Purchaser or Purchasers freight company picks up the unit from Seller.

Freight quoted are either curbside, threshold or white glove. Standard white glove delivery is main floor, easy access and NO STAIRS, Doors, aligned feet attached (if necessary) and removal of packaging, additional fees for additional requests. Each service has a different rate and will require additional fees. We are a manufacturer not a shipping company, deliveries are done by a third party service. Email us at info@vinotemp.com for a quote or any additional information. There is no white glove service for returns. Freight discussed is Continental USA (excluding Alaska, Puerto Rico, Hawaii), cost is additional please email info@vinotemp.com for a quote.

All damages must be noted at time of delivery. If a bill is signed that there is no damage, buyer accepts delivery as free and clear. Any claim for damages of the goods, when FOB Destination, that incurred during shipment by the carrier are insured and handled directly with the carrier by the Seller if noted on the receipt and notified within 48 hours of delivery. OPEN AND INSPECT YOUR DELIVERY. When FOB Destination, if the item is damaged by the freight company, and Purchaser cancels rather than accepts a replacement, the order can be cancelled by paying for freight costs both ways and a 35% restocking fee for stocked items. No cancellation or refunds on custom/made or made to order products. When shipped 3rd Party (FOB Warehouse), Purchaser assumes all responsibility for delivery, payment of freight and freight claims for damages during shipment. Manufacture defects will be handled directly with Seller, subject to the limited warranty below.

All sales are final. Unless authorized in writing by the Seller, Purchaser may not return the goods under any circumstance. If Seller agrees in writing to take back stocked goods, there will be a restocking/service fee that is 35% of the purchase price of the goods and freight both ways (product must be new, unused, and in original packaging). If Purchaser returns goods claiming that the goods are defective and goods are found to be in working condition by the Seller, Purchaser is liable for the cost of freight both ways plus and a service fee that is 35% of the purchase price of the goods. Built-to-Order and Custom products are non-returnable, non-refundable. Purchaser must notify Seller of non-conforming goods within 48 hours of receipt, after which time all goods are deemed accepted by the Purchaser. If an order has been placed and production has not started, cancellation of your order will be a 15% charge. If Purchaser tenders payment with a check that has insufficient funds (NSF), a collection fee plus NSF fee of \$50 will be added to the invoice, which Purchaser agrees to pay promptly. If Purchaser puts a stop payment on a check or credit card for any reason, Purchaser agrees to pay for all costs associated with the Seller's collection or litigation of such a claim, including, without limitation, general and special damages, court costs and attorneys' fees. Finance charges begin the date of invoice. Title to the goods reverts back to the Seller in the case of non-payment of goods or services. All fees and costs to retrieve the product, cost of freight, legal costs, collection fees and court fees, credit card fees and interest rate of 18% (annual rate) will be the responsibility of the Purchaser. In a credit card dispute, Purchaser assumes and must immediately pay any "credit card arbitration" fees and chargeback fees which the credit card companies charge at the time of the chargeback. Any disputes not resolved within 30 days from the invoice date will be reported to credit reporting agencies.

LIMITED WARRANTY: Seller warrants that the goods will be free of defects in materials and workmanship as follows:

Furniture style (wood) wine cabinets made in the U.S.: all cooling unit parts only for a period of 5 (five) years; cabinetry and labor (uninstalled) for a period of 12 (twelve) months.

Metal cabinet wine units: parts and labor for cooling system and cabinetry for a period of 12 (twelve) months.

For Designer Series units: parts and labor for a period of 12 (twelve) months from date of sale, compressor parts 5 years.

Thermoelectric Units: 90 (ninety) days (including Wine Coolers, Beer Dispensers, Humidor, Portofino Wood Cellars, and Refrigerators).

Wine-Mate Split and Ducted Systems and other installed cooling units are parts only for 1 year, no labor. Self Contained Wine-Mate Cooling Systems are 5 years parts, 1 year labor. Removal and reinstallation of cooling units is not included.

Wine Accessories, Racking Systems, Parts and Other miscellaneous items is a 30 day warranty.

Il Romanzo units: Warranty 90 (ninety) days. Replacement part 12 (twelve) months from the date of sale.

Non-New Units (Scratch & Dent/Refurbished/Floor Models), warranty for compressor units is 90 days from your dated invoice and 30 days for thermoelectric units (parts for function only, not cosmetic defects). These units are refurbished and sold as is; Purchaser assumes risks to the quality and performance of goods and assumes the costs of all necessary service or repair not covered herein. Extended warranties via New Leaf may not be purchased on Non-New Units. Delivery is curbside. Upgrades in delivery will require an additional fee.

Element Grills (via Element Products LLC), grills have a 1 year parts warranty and a thirty day limited parts warranty on grill accessories.

If a purchaser claims a product is "defective" with regards to refrigeration, Purchaser must obtain a letter from a qualified refrigeration technician at the Purchaser's cost to verify that the unit was installed properly, with proper ventilation and the unit is truly malfunctioning due to a manufacturing defect.

Removal or re-installation of a unit is not included in warranted costs. Purchaser's exclusive remedy is limited at Seller's option to repair or replace defective part[s] with either new or reconditioned part[s]. Purchaser is responsible for shipping the unit pre-paid to a designated facility and Seller will pay return shipping charges in the continental United States for items repaired under warranty within 12 (twelve) months from date of sale. The returned unit must be packaged correctly, with enough protection to ensure the unit is not further damaged. Oversized or lack of packaging is not permitted and will be refused. Replacement or exchanged units will be returned to Purchaser through curbside delivery only. Any redelivery fees are the Purchasers responsibility.

Since the natural variation in texture, density, grain, color, tone, and shade of wood is unavoidable; Seller does not guarantee the texture, color, tone, or shade of the wood: nor does seller guarantee the colorfastness of wood or against peeling, chipping, cracking, or scratching. Note: Unfinished wood is subject to warping; all wood surfaces must be sealed before placing cellar into service. Make sure doors are aligned by reviewing the owner's manual. Improper repair or placement of the unit will void the warranty. Any third party repair facility must be pre-approved in writing by Seller, before providing replacement parts under warranty.

Change Orders: Custom units already in production that require a change will be subject to a change order fee.

Storage Fees: When having an item serviced by a Vinotemp service technician at the Vinotemp facility, Purchaser agrees to pick up their repaired item or make arrangements for return shipping within a 60-day period once they have been notified by Vinotemp through phone call, email, or letter that their unit is ready for pick up. If the item remains in the Vinotemp warehouse after 60 days but no longer than 120 days, the Purchaser will incur additional storage fees of 2%. After 120 days in storage, the item will become property of Vinotemp. Warranty period is from the date of sale (not from shipping, delivery, nor installation).

All completed cabinetry, racking, or other custom work must be picked up or shipped within a period of 14 days after Vinotemp has notified the Purchaser by phone call, email, or letter. Any completed cabinetry, racking, or other custom work stored longer than 14 days will incur an additional storage fee. After 120 days, the product will become property of Vinotemp.

This Limited Warranty does not cover damage due to such things as accident, misuse, abuse, mishandling, neglect, acts of God, fires, earthquakes, floods, high winds, government, war, riot or labor trouble, strikes, lockouts, delay of carrier, unauthorized repair, or any other cause beyond the control of the Seller, whether similar or dissimilar to the foregoing. Seller is not responsible for any damages caused to Purchaser's property resulting from the goods. This limited warranty applies only inside the Continental US (Alaska, Puerto Rico, Hawaii and other territories/countries are not warranted).

Purchaser understands and acknowledges that the goods sold here are wine cellars, cigar humidors, and/or other similar units which house wine or cigars or other items. Purchaser assumes all risk of using these units, including risk of spoilage, humidity variations, temperature variations, leaks, fire, water damage, mold, mildew, dryness and similar and any other perils that might occur.

Seller is not responsible for incidental or consequential damages, and there are no warranties, expressed or implied, which extend beyond the Limited Warranty described above. Warranty and liability are non-transferable. The implied warranties of merchantability and of fitness for a particular purpose are hereby expressly disclaimed. Some states do not allow the exclusion of incidental or consequential damages, or a waiver of the implied warranties of fitness and/or merchantability, so the above limitations may not apply to you. This warranty gives you specific legal rights and you may also have other rights which vary from state to state. Seller disclaims any indemnification for claims of infringement of any intellectual property of protectable nature. In the event of any dispute between Seller and Purchaser arising out of or relating to these terms and conditions or to the goods sold generally, Purchaser must first file a written claim with Seller within ten days of the occurrence giving rise to the claim and wait an additional thirty days for a response before initiating any legal action. The sale and all terms are subject to California law. Any legal proceeding arising out of or relating to these terms and conditions or to the goods sold Purchaser shall bring, solely and exclusively in the County of Los Angeles. In no event may Purchaser initiate any legal proceeding more than six months after the occurrence of the event giving rise to the dispute. Seller may make non-payment claims until debt is paid in full.

Any dispute or claim relating in any way to these to the Terms and Conditions, the Website, or any products or services sold or distributed by or through this Website, store, or catalog will be resolved by binding arbitration, rather than in court, except that you may assert claims in small claims court if your claims qualify. The Federal Arbitration Act and federal arbitration law apply to the Terms and Conditions. We each agree that any dispute resolution proceedings will be conducted only on an individual basis and not in a class, consolidated or representative action. If for any reason a claim proceeds in court rather than in arbitration we each waive any right to a jury trial. We also both agree that you or we may bring suit in court to enjoin infringement or other misuse of intellectual property rights.

The above terms and conditions are the only ones governing this transaction and Seller makes no oral representations of any kind. These Terms and Conditions can only be modified in writing, signed by both Purchaser and Seller.

05.11.17

SERVICE & IMPORTANT NOTICE

Upon receipt and inspection of unit, the supply cord must be replaced if it is damaged. Contact our customer service at 1-800-777-8466 or info@vinotemp.com.

The manufacturer has a policy of continuous improvement on its products and reserves the right to change materials and specifications without notice.

WARNING:

**Please do not place the unit within reach of children.
For adult use only.**

Contact info@vinotemp.com with any questions or visit:
www.vinotemp.com



17621 S. Susana Road
Rancho Dominguez, CA 90221
www.vinotemp.com

Vinotemp is a registered trademark of Vinotemp International. All products, features, and services are subject to change without notice. We cannot guarantee the accuracy of the contents of this document. We disclaim liability for errors, omissions, or future changes.

© 2017 Vinotemp International. All rights reserved.