

GLADIATOR

Now We Are Free

Nombre de Touches: 21

Accord : La Majeur

Niveau de Difficulté : Avancé

Tempo : 140

Chiffre de Mesure : 4/4

(1#4#)1#6.6.1#1#6.6. 1#1#6.6.1#1#6.6.
(1#4#)1#6.6.1#1#6.6. 1#1#6.6.1#1#6.6.
(61#3)1#6.6.1#1#6.6. (7.35#)7.5#.5#.7.7.5#.5#.
(61#3)1#6.6.1#1#6.6. (6234#)26.6.226.6.
(61#3)1#6.6.1#1#6.6. (7.35#)7.5#.5#.7.7.5#.5#.
(61#3)1#6.6.1#1#6.6. (7.3)7.7.7.7.7.7.7.
(61#3)1#6.6.1#1#6.6. (7.3)7.5#.5#.7.7.5#.5#.
(1#3)1#6.6.1#1#6.6. (23)26.6.226.6.
(7.23)7.6.6.7.7.6.6. (7.23)7.6.6.7.7.6.6.
(7.23)7.6.6.7.7.(6.6)6. (61#3)1#6.6.1#1#(6.6)(6.7)
(7.75#)7.5#.5#.7.7.5#.5#. 1#1#(6.6)6.(61#3)1#6.(6.7)
(24#2°)26.6.226.1#° (32°)36.6.3(31#°)(6.7)6.
(7.6)7.6.6.(7.6)7.6.6. (1#34#)1#6.6.1#1#6.6.
(7.3)7.5#.5#.7.7.(5#.5#)5#. (61#3)1#6.6.1#1#(6.6)6.
(7.6)(7.7)(32°)3775#(5#1#°) (32°)36.6.336.6.
33(31#°)(73)(73)333 (31#°3°)1#°66(31#°3°)1#°66
(37)75#5#(37)75#5# 33(23°)(22°)(31#°)3(72)2
(71#3)1#(6.6)6.1#1#6.6. (7.3)7.5#.5#.(7.35#)7.5#.5#.
(61#4#)1#6.6.1#1#6.6. (61#1#°)(64#4#°)(66°4#°)
(7.7) (6.64#)
(5#.35#) (7.75#)(1#1#°)(35#3°)
(6.64#) (5#.35#)
(4#.24#) (61#1#°)(64#4#°)(4#6°)
(7.72) (6.6)
(5#.35#) (5#.35#)(5#.4#)(5#.3)
(61#4#)(61#4#)(64#1#°) (61#4#)(64#1#°)(61#°4#°)
(61#1#°)(64#4#°)(66°4#°) (7.7)
(6.64#) (5#.35#)
(7.75#)(1#1#°)(35#3°) (6.64#)
(5#.35#) (4#.24#)
(61#1#°)(64#4#°)(4#6°) (7.72)
(6.6) (5#.35#)
(5#.35#)(5#.4#)(5#.3) (61#4#)(61#4#)(64#1#°)
(61#4#)(64#1#°)(61#°4#°) (61#1#°)(64#4#°)(66°4#°)
(6.1#4#)

GLADIATOR

Now We Are Free

Nombre de Touches: 21

Accord : La Majeur

Niveau de Difficulté : Avancé

Tempo : 140

Chiffre de Mesure : 4/4

(C#F#)C#A.A.C#C#A.A. C#C#A.A.C#C#A.A.
(C#F#)C#A.A.C#C#A.A. C#C#A.A.C#C#A.A.
(AC#E)C#A.A.C#C#A.A. (B.EG#)B.G#.G#.B.B.G#.G#.
(AC#E)C#A.A.C#C#A.A. (ADEF#)DA.A.DDA.A.
(AC#E)C#A.A.C#C#A.A. (B.EG#)B.G#.G#.B.B.G#.G#.
(AC#E)C#A.A.C#C#A.A. (B.E)B.B.B.B.B.B.B.
(AC#E)C#A.A.C#C#A.A. (B.E)B.G#.G#.B.B.G#.G#.
(C#E)C#A.A.C#C#A.A. (DE)DA.A.DDA.A.
(B.DE)B.A.A.B.B.A.A. (B.DE)B.A.A.B.B.A.A.
(B.DE)B.A.A.B.B.(A.A)A. (AC#E)C#A.A.C#C#(A.A)(A.B)
(B.BG#)B.G#.G#.B.B.G#.G#. C#C#(A.A)A.(AC#E)C#A.(A.B)
(DF#D°)DA.A.DDA.C#° (ED°)EA.A.E(EC#°)(A.B)A.
(B.A)B.A.A.(B.A)B.A.A. (C#EF#)C#A.A.C#C#A.A.
(B.E)B.G#.G#.B.B.(G#.G#)G#. (AC#E)C#A.A.C#C#(A.A)A.
(B.A)(B.B)(ED°)EBBG#(G#C#°) (ED°)EA.A.EEA.A.
EE(EC#°)(BE)(BE)EEE (EC#°E°)C#°AA(EC#°E°)C#°AA
(EB)BG#G#(EB)BG#G# EE(DE°)(DD°)(EC#°)E(BD)D
(BC#E)C#(A.A)A.C#C#A.A. (B.E)B.G#.G#.(B.EG#)B.G#.G#.
(AC#F#)C#A.A.C#C#A.A. (AC#C#°)(AF#F#°)(AA°F#°)
(B.B) (A.AF#)
(G#.EG#) (B.BG#)(C#C#°)(EG#E°)
(A.AF#) (G#.EG#)
(F#.DF#) (AC#C#°)(AF#F#°)(F#A°)
(B.BD) (A.A)
(G#.EG#) (G#.EG#)(G#.F#)(G#.E)
(AC#F#)(AC#F#)(AF#C#°) (AC#F#)(AF#C#°)(AC#°F#°)
(AC#C#°)(AF#F#°)(AA°F#°) (B.B)
(A.AF#) (G#.EG#)
(B.BG#)(C#C#°)(EG#E°) (A.AF#)
(G#.EG#) (F#.DF#)
(AC#C#°)(AF#F#°)(F#A°) (B.BD)
(A.A) (G#.EG#)
(G#.EG#)(G#.F#)(G#.E) (AC#F#)(AC#F#)(AF#C#°)
(AC#F#)(AF#C#°)(AC#°F#°) (AC#C#°)(AF#F#°)(AA°F#°)
(A.C#F#)

GLADIATOR

Now We Are Free

Nombre de Touches: 21
 Accord : La Majeur
 Niveau de Difficulté : Avancé

Fin de
la Tablature

GLADIATOR

Now We Are Free

Nombre de Touches: 21
 Accord : La Majeur
 Niveau de Difficulté : Avancé

The tablature consists of a grid with 6 horizontal lines representing strings and 12 vertical lines representing frets. The fretboard is divided into four vertical sections by green vertical bars. Fingering is indicated by numbers 1-4. Accents and slurs are used to denote specific playing techniques. The bottom of the page shows the chord sequence: D, B, G#, E, C#, A, F#, D, B, G#, F#, A, C#, E, G#, B, D, F#, A, C#, E.


Début de la Tablature



GLADIATOR

Now We Are Free

Nombre de Touches: 21
 Accord : La Majeur
 Niveau de Difficulté : Avancé




Début de la Tablature



GLADIATOR

Now We Are Free

Nombre de Touches: 21
 Accord : La Majeur
 Niveau de Difficulté : Avancé




Début de la Tablature



GLADIATOR

Now We Are Free

Nombre de Touches: 21
 Accord : La Majeur
 Niveau de Difficulté : Avancé



Début de la Tablature



GLADIATOR

Now We Are Free

Nombre de Touches: 21

Accord : La Majeur

Niveau de Difficulté : Avancé

The tablature diagram shows the following notes on each string across frets 8 to 15:

- String 1 (D):** Fret 8: A, Fret 9: A, Fret 10: A, Fret 11: A, Fret 12: A, Fret 13: A, Fret 14: A, Fret 15: A
- String 2 (B):** Fret 8: F#, Fret 9: F#, Fret 10: F#, Fret 11: F#, Fret 12: F#, Fret 13: F#, Fret 14: F#, Fret 15: F#
- String 3 (G#):** Fret 8: D, Fret 9: D, Fret 10: D, Fret 11: D, Fret 12: D, Fret 13: D, Fret 14: D, Fret 15: D
- String 4 (E):** Fret 8: B, Fret 9: B, Fret 10: B, Fret 11: B, Fret 12: B, Fret 13: B, Fret 14: B, Fret 15: B
- String 5 (C#):** Fret 8: G#, Fret 9: G#, Fret 10: G#, Fret 11: G#, Fret 12: G#, Fret 13: G#, Fret 14: G#, Fret 15: G#
- String 6 (A):** Fret 8: E, Fret 9: E, Fret 10: E, Fret 11: E, Fret 12: E, Fret 13: E, Fret 14: E, Fret 15: E

Début de
la Tablature

GLADIATOR

Now We Are Free

Nombre de Touches: 21
 Accord : La Majeur
 Niveau de Difficulté : Avancé

T=140
 4/4

1 2 3 4 5 6 7 8

D B G# E C# A F# D B G# F# A C# E G# B D F# A C# E

Début de la Tablature

