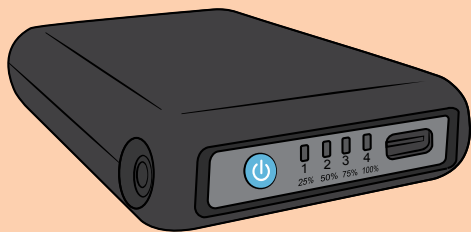


CE

Powerbank Bruksanvisning

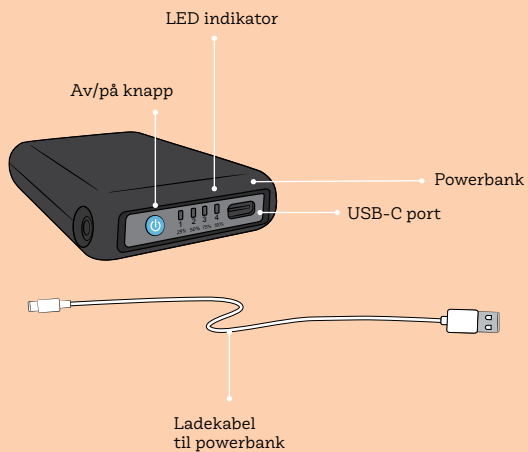
Norwegian & English



HEATME™

Oversikt

Inkluderte produkter



Lade Powerbank

Begynn med å lade opp powerbanken.



1. Koble til ladekabel (følger med) til powerbankens USB-C port og til en USB-lader.

2. LED-indikatorene viser ladeprosessen. En full oppladning tar ca 3 timer.

Advarsel!

Viktig informasjon



- Ikke utsett powerbanken for temperaturer over 45°C over en lengre periode.
- Ikke lad powerbanken samtidig som powerbanken er i bruk.
- Fjern kabel når powerbanken ikke brukes.
- Ikke kortslutt powerbanken.
- Ikke punkter powerbanken.
- Ikke utsett powerbanken for vann.
- Ikke bruk powerbanken viss den lukter rart, lekker eller du har mistanke om at den fungerer unormalt.
- Powerbanken skal ikke brukes av barn.
- Det er normalt at powerbanken blir noe varmere under bruk.
- Powerbanken må plasseres i et åpent, ventilert miljø under lading, da prosessen skaper varme.

- Lad ikke opp direkte i sol lys og andre varmekilder.
- Fjern powerbanken fra BH-en mens du lader.
- Ikke bruk et produkt som har visuelle defekter eller har vært utsatt for harde fall/slag/vibrasjoner, da det kan ha indre defekter.
- Hold deg unna høye temperaturer. Powerbanken kan eksplodere eller bli skadet hvis de utsettes for høye temperaturer eller brann.
- Batteriet kan eksplodere hvis det kastes i brann.
- Må ikke knuses eller demonteres.
- Alle komponenter skal resirkuleres i samsvar med lokale lover og forskrifter.
- Garantien dekker ikke selvforskyldte skader.



Sorteres som elektrisk avfall

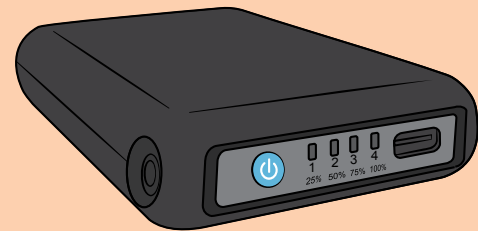


Power bank

User Guide

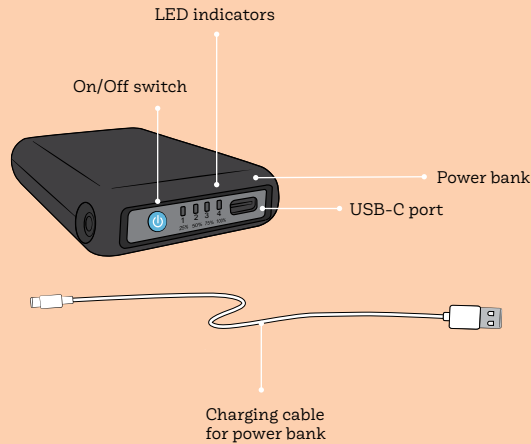
SPESIFIKASJONER	
Batteri:	Litium
Kapasitet:	6000 mAh
USB-C inngang:	5V, 2,1 A
USB-C utgang:	5V, 2,1 A
Ladetid:	3 timer*
Størrelse:	80x55x16mm
Vekt:	110 gram

*(ved lading med 2,1 A, 5V)



Overview

Included items



Charge the power bank

Start by charging the power bank.



1. Connect the charging cable (included) to the power bank's USB-C port and to a USB charger.
2. The LED indicators show the charging progress. A full charge takes about 3 hours.

Warning!

Important information

- Do not expose the power bank to temperatures over 45°C over a prolonged time.
- Do not charge the power bank at the same time as the power bank is in use.
- Unplug the cables when the power bank is not in use.
- Do not short circuit the power bank.
- Do not puncture the power bank.
- Do not expose the power bank to water.
- Do not use the power bank if it smells strange, is leaking, gets hot. Appears or acts abnormal.
- The power bank should not be used by children.
- Slight warmth while using the power bank is normal.
- The power bank needs to be placed in a open, ventilated environment during charging, as the process creates heat. Charge out of direct sunlight and other heat sources.
- Remove the power bank from the bra while charging.
- Do not use a product if it has visual defects or has been subject to hard falls/beats/vibrations, as it may have internal defects.
- Keep away from high temperatures. The power bank may explode or get damaged if exposed to high temperatures or fire.
- The battery may explode if thrown into a fire.
- Do not crush or disassemble.
- All components must be recycled in accordance with local laws and regulations.
- The warranty does not cover self-inflicted damage.



Sort as electrical waste.

SPECIFICATIONS	
Battery:	Lithium
Capacity:	6000 mAh
USB-C input:	5V, 2,1 A
USB-C output:	5V, 2,1 A
Charging time:	3 hours*
Size:	80x55x16mm
Weight:	110 gram

*(when charging with 2.1 A, 5V)

