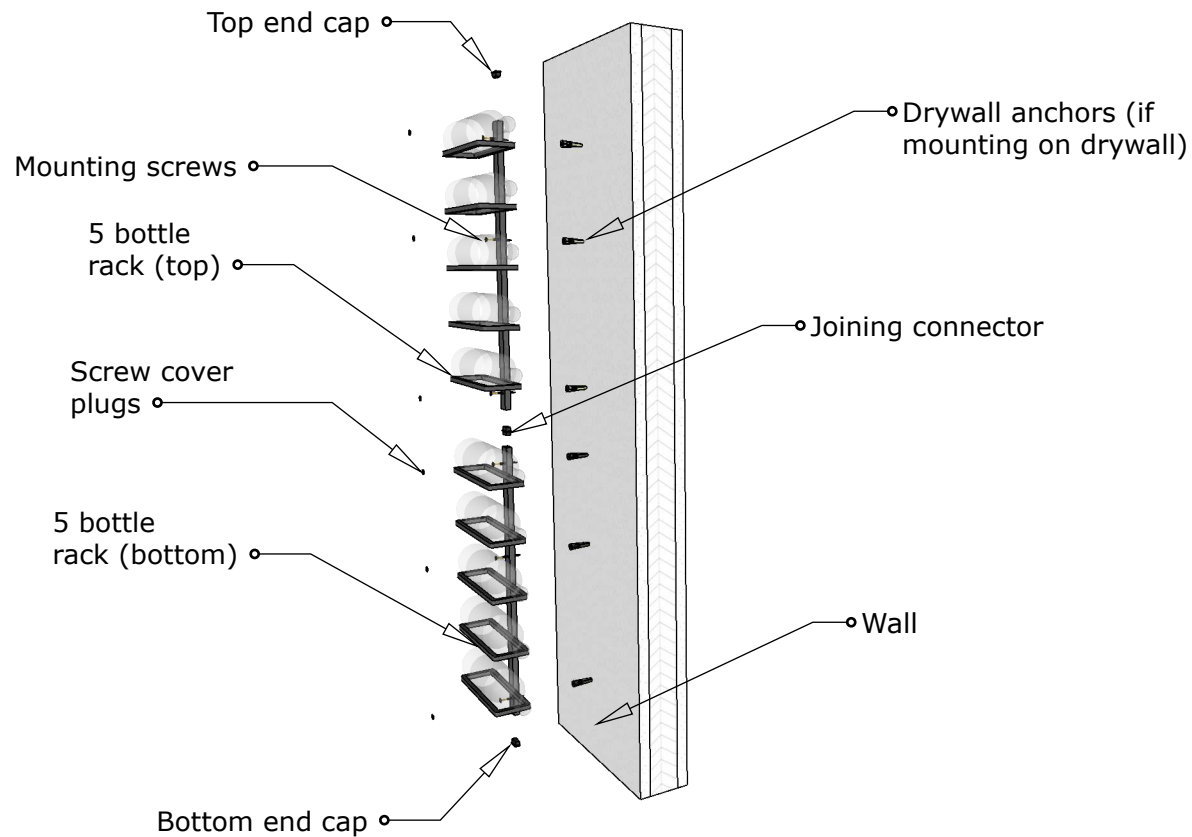


Vino Mode Wine Display Rack

10 Bottle Vertical



PG. 1 of 2
(parts breakdown)

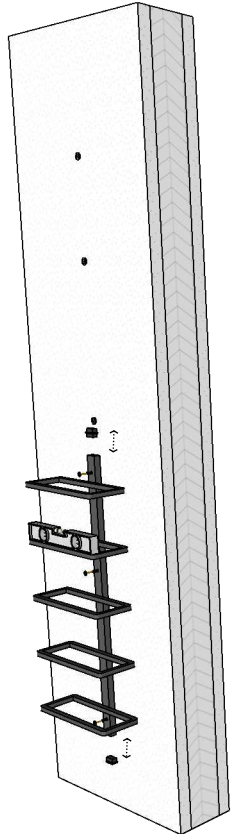
Blue Grouse Wine Cellars

604.929.3180
1.888.400.CORK(2675)



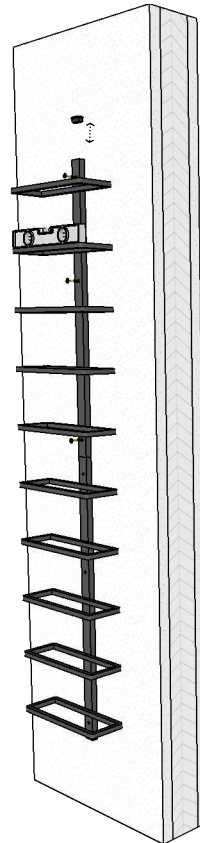
Vino Mode Wine Display Rack

10 Bottle Vertical



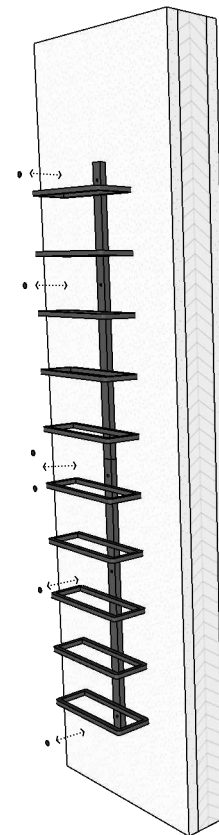
Step 1

Mount the bottom rack using predrilled mounting holes, use a level to ensure level installation, slide in bottom end cap and the joining connector
If using drywall anchors, install them first on the wall in locations corresponding with predrilled mounting holes on the rack



Step 2

Mount the top rack using predrilled mounting holes as in step 2, make sure the top rack slides in fully in the joining connector, use a level to ensure level installation
Slide in top end cap



Step 3

Install screw cover plugs

PG. 2 of 2
(installation)

Blue Grouse Wine Cellars

604.929.3180

1.888.400.CORK(2675)

