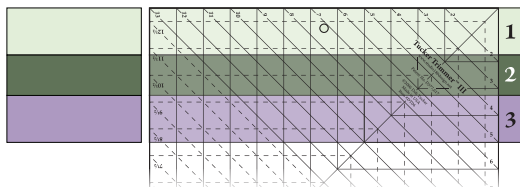
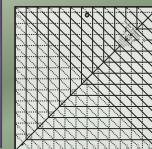
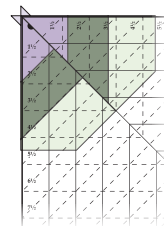


Technique Sheet for Cyclone

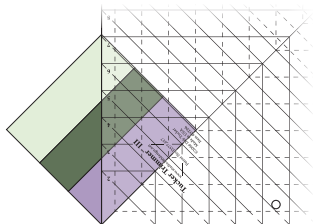
Left Handed Diagrams



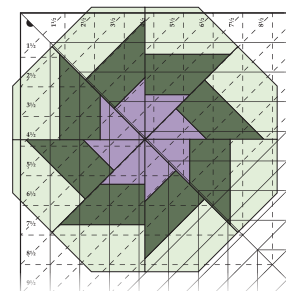
Steps 1 and 2 - Piece and Subcut



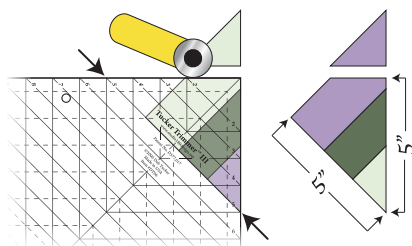
Step 7 - Trim



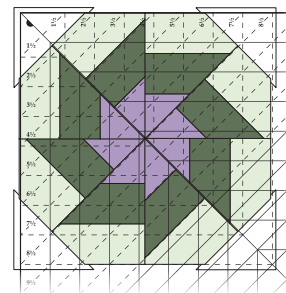
Step 3 - Cut Square in Half



Step 9 - Trim



Step 4 - Right and Left Handed Trimming



Step 11 - Trim