



# NON-SLIP Simple 7/8" Ruler

Cut half-square triangles quickly & easily  
Step-by-step instructions  
Embedded gripper dots

**Designed by Joyce Dawe**

**#CGR78**  
**Made in USA**



**SEE A DEMO**  
SCAN WITH ANY  
QR READER



## NON-SLIP Simple 7/8" Ruler

The Simple 7/8" Ruler is designed to cut half-square triangles quickly and easily. Two triangles are sewn together – on the diagonal to make a square.

When cutting squares, a 1/2" must be added to the finished size to allow for the seam allowance (1/4" on each side).

When cutting half-square triangles, 7/8" must be added to the finished size to allow for the seam allowance.

This ruler provides an easy to see, accurate 7/8" line without the need to identify the same 7/8" measurements on a standard ruler with all of its many confusing lines.

To cut half-square triangles, remove the selvages and straighten the edge of the fabric. Place whatever 7/8"


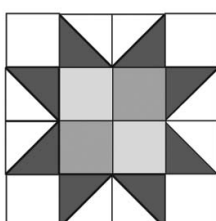
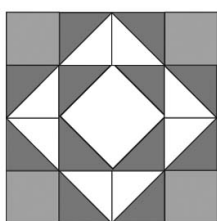
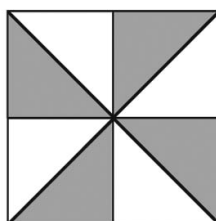

line you require to make the finished half-square triangle. For example, use the 1 7/8" line for a 1" square, 2 7/8" for a 2", 3 7/8" for a 3" and so on. Cut a strip the width of the fabric, then turn the strip horizontally and cut the same measurement to make squares - 1 7/8", 2 7/8", 3 7/8", etc. Cut each square diagonally from corner to corner to make the half-square triangles.

To speed up the sewing process, place strips of two chosen fabrics - right sides together. Cut the triangles from both fabrics at once. The cut triangles will be paired, matched, and ready to sew.

Stitch any two contrasting fabric triangles together with an exact 1/4" seam allowance - on the diagonal - to achieve a 1", 2" or 3" finished unit.

Open the half-square triangle and press the seam to one side.

Trim the overhanging seam allowances even with the edge of the finished half-square triangle.



Creative Grids® USA, Inc  
400 W. Dussel Dr. Ste B  
Maumee, OH 43537  
[www.creativegridsUSA.com](http://www.creativegridsUSA.com)

Creative Grids® UK, Ltd.  
Unit 23A Pate Road  
Leicester Road Industrial Estate  
Melton Mowbray  
Leicestershire, LE13 ORG  
England  
[www.creativegrids.com](http://www.creativegrids.com)