


# SUPER\_POSITION

Jean Nouvel Design  
2018-2019



*“Overlapped lines are a tribute to the lightness of horizontality.*

*Uninterrupted vertical lines cross the shelves, which extend like small diving boards into the void.*

*Objects, vases and sculptures can express their differences of scale in empty spaces, in the niches in the middle or on the ends of the overlapped lines.”*

## Structure

Uprights and shelves made of extruded aluminium and assembled through an invisible joining system providing the frame stability and a special load resistance.

Shelves equipped with extruded aluminium end caps with push-in connection.

Made completely of aluminium and 100% recyclable

## Finishes:

- matt painted in white, black nickel colours.
- natural anodised brushed aluminium.
- bleached oak or canaletto walnut only for two-tone and two-material versions

**NOTE:** The versions with painted shelves always have the uprights in the same colour.

The versions with shelves in natural brushed anodized aluminium always have gloss-brushed uprights.

## Typology

Free-standing bookcase, with depth 40 cm. Aluminium upright Ø22mm, shelf thickness 20 mm, available in various lengths and heights (see following page).

Available in the versions:

- Composition A: W545 H192.2 D40
- Composition B: W365 H108.2 D40
- Composition C: W275 H96.2 D40
- Composition F: W230 H72.2 D40
- Composition H: W365 H156.2 D40
- Composition I: W275 H204.2 D40

For types and dimensions of the different compositions, see following page.

Super\_Position is always available only in a monochromatic version, except for compositions A-B-C-H-I where it is possible to select the colour and/or finish of some shelves, see following page.

For these compositions (A-B-C-H-I) a monochromatic or bi-material bookcase is available.

## Notes for the composition:

- For correct assembly, carefully follow the assembly instructions enclosed with the product
- The bookcase is equipped with a fixing system.

We advise always fixing the piece to the wall; this is mandatory for compositions A, B, C, H, I.

**Maximum loading capacity for each shelf  
30 kilos, evenly distributed.**

## FRAME FINISH

S002 = natural anodised brushed aluminium

S007 = matt painted white X053

S069 = matt painted black nickel X101

## SHELF FINISHES

S007 = matt painted white X053

S069 = matt painted black nickel X101

S043 = bleached oak X075

S082 = canaletto walnut

S002 = natural anodised brushed aluminium

## FINISHES



FIND OUT MORE

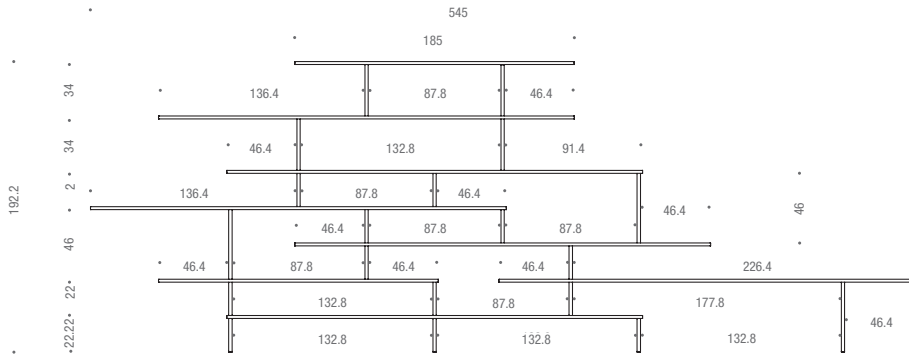


**Canaletto walnut or  
bleached oak shelves.**

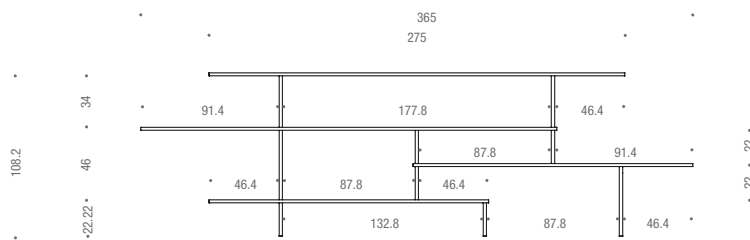
# SUPER\_POSITION

## ABACUS

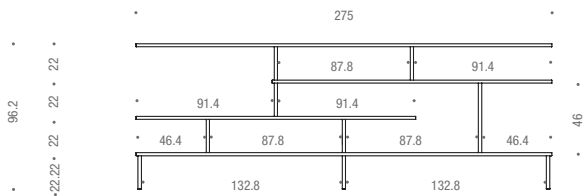
### COMPOSITION A L545 H192.2 D40



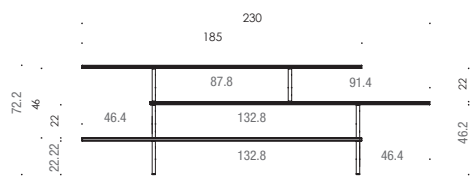
### COMPOSITION B L365 H108.2 D40



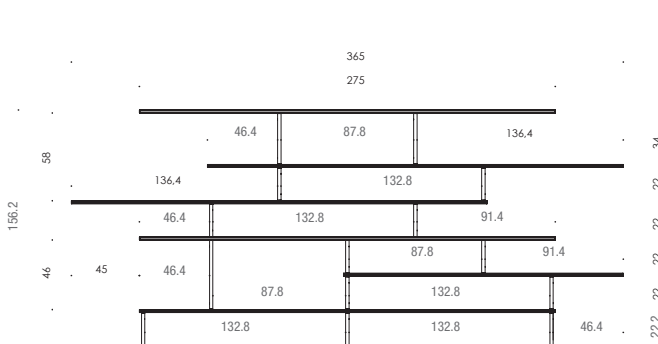
### COMPOSITION C L275 H96.2 D40



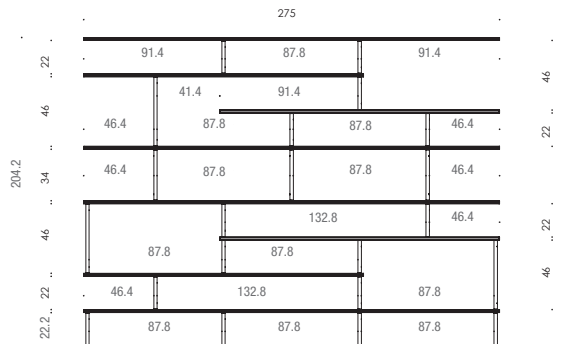
### COMPOSITION F L230 H72.2 D40



### COMPOSITION H L365 H156.2 D40

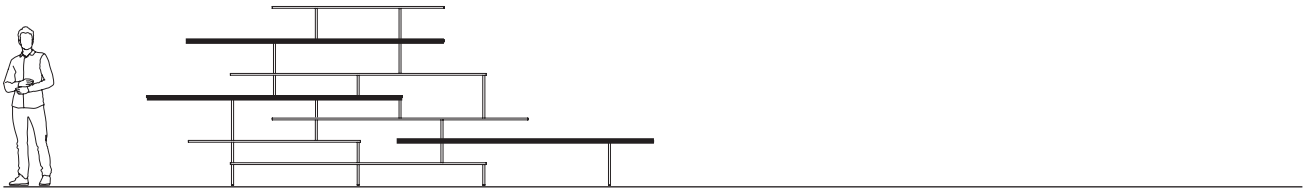


### COMPOSITION I L275 H204.2 D40

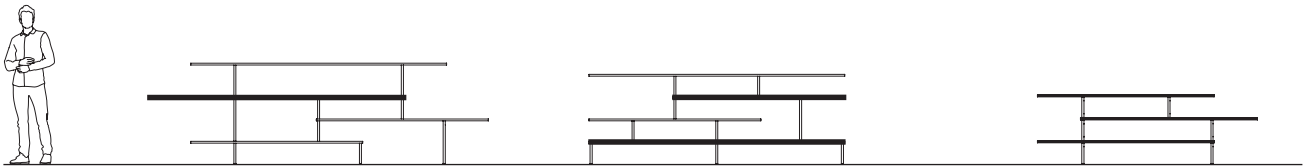


# SUPER\_POSITION

---



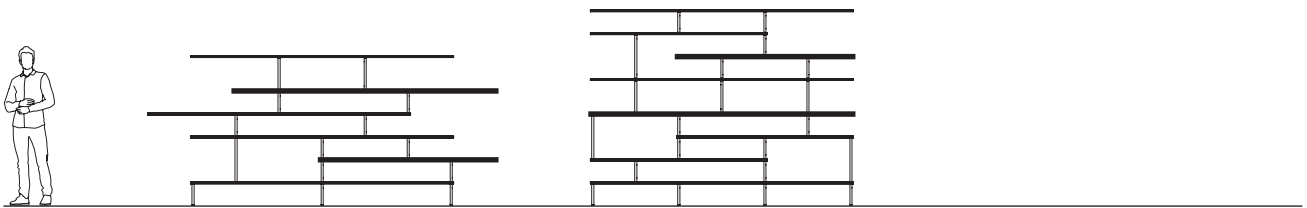
**COMPOSITION A**  
TWO-TONE / TWO-MATERIAL VERSION



**COMPOSITION B**  
TWO-TONE / TWO-MATERIAL VERSION

**COMPOSITION C**  
TWO-TONE / TWO-MATERIAL VERSION

**COMPOSITION F**  
MONOCHROMATIC VERSION



**COMPOSITION H**  
TWO-TONE / TWO-MATERIAL VERSION

**COMPOSITION I**  
TWO-TONE / TWO-MATERIAL VERSION