

MINIMA 3.0 - MINIMA 4.2

Metrica - design Bruno Fattorini
2013 - 2017 - 2019

interior
innovation
award
2014
Best of Best



Minima 3.0: three stands for the three key elements that compose the system: shelf, frame, cabinets.

Essential and flexible, Minima 3.0 represents the natural makeover of Minima, MDF Italia collection's icon product, special mention at the XVII Compasso D'Oro ADI in 1998. Technology and innovation have enabled this thin aluminium structure that is 15 mm thick only, to propose an increasingly minimal yet strong identity. The considerable span of the shelf in extruded aluminium combined with the joining system, have allowed to develop the system in length, making it modern and adjustable to any kind of environment: home, office, community areas, contract.

Modular and flexible even thanks to the new kinds of storage units.

This can be with flap opening doors, drawers or open cabinet. They are simply resting inside the structure and are repositionable quite easily, thus allowing to meet any storage requirements as desired and to choose your own lifestyle by using different colours, woods and shapes.

The new Minima 3.0 is divided into 5 types:

- Ground-resting
- Hanging
- Sketch
- Sideboard
- Room Divider

Minima 3.0 is entirely made of 100% recyclable aluminum.

FINISHES

(available on all types)

- Frames and shelves in matt painted finishes: white, graphite grey, pearl nickel and shadow grey.
- Open units in matt lacquered finishes: white, pearl nickel, shadow grey, orange, avio blue, mustard yellow, green and dark red.
- Open unit in wood: natural wood, natural grey, natural black and in Italian walnut fine wood.

- Cabinets with flap doors and drawers in matt lacquer finishes: white, pearl nickel and shadow grey.
- Cabinets with flap doors and drawers in wood finish: natural and natural black.

CABINETS

Cabinets for Minima 3.0 Hanging, Ground-resting, Sketch and Room Divider

These cabinets can be used in both the ground-resting and the hanging versions, and positioned at free choice inside the structure, they are grouped into the categories:

- Open units H35 D33 L30:
built in medium density wood fibreboard, 8 mm thick, available in a matt lacquered finish in colours: white, pearl nickel, shadow grey, orange, avio blue, mustard yellow, green and dark red. Other finishes are natural wood, natural grey wood, natural black and Italian walnut fine wood.
- Units with flap door H35 D33 L60 and L90:
built in medium density wood fibreboard, with variable thickness, available in a matt lacquered finish in colours: white, pearl nickel and shadow grey, or in natural black wood. Door equipped with downward compass opening, with retractable mechanism with a stainless-steel cable, shock-absorbing system, adjustable in intensity and strength in the closing and opening phases.
- Two-drawer units H35 D33 L60 and L90:
built in medium density wood fibreboard, with variable thickness, available in a matt lacquered finish in colours: white, pearl nickel and shadow grey, or in natural black wood. Double drawer equipped with push-pull opening system, with totally-extractable guides.
- One-drawer units H16.3 D33 L60 and L90:
built in medium density wood fibreboard, with variable thickness, available in a matt lacquered finish in colours: white, pearl nickel and shadow grey, or in natural black wood. Drawer equipped with push-pull opening system, with totally-extractable guides.

NB: the one-drawer unit H15 cm can be used only in Sketch compositions.

Cabinets for Minima 3.0 Sideboard

These cabinets are positioned at free choice inside the structure, and are grouped in the following categories:

- Units with flap door H35 D39 L90 and L120 cm:
built in medium density wood fibreboard, with variable thickness, available in a matt lacquered finish in colours: white, pearl nickel and shadow grey, or in natural black wood. Door equipped with downward compass opening, with retractable mechanism with a stainless-steel cable, shock-absorbing system, adjustable in intensity and strength in the closing and opening phases.
- Two-drawer units H35 D39 L90 and L120 cm:
built in medium density wood fibreboard, with variable thickness, available in a matt lacquered finish in colours: white, pearl nickel and shadow grey, or in natural black wood. Double drawer equipped with push-pull opening system, with totally-extractable guides.


Lock for cabinet, upon request.

An additional production process is necessary in case of elements with lock, and it involves a price upcharge and a longer production lead time than the standard ones. Please check with our sales department. Available lock types:

- lock with universal key. The same key enables the indistinct opening of all elements where the universal locks have been mounted
- lock with ciphered key. The ciphered key enables the opening only of the elements where its ciphered lock has been mounted.

MINIMA 3.0 - MINIMA 4.2

MINIMA 3.0 GROUND-RESTING



Frames and shelves made of extruded aluminium and assembled together by using a concealed joining system, giving the structure stability and a special load resistance.

Depth 33 cm.

Frame in aluminium, section 1.5x1.5 cm; shelf 1.5 cm thick, available in the nominal lengths (usable internal space) 30, 60, 90 and 120 cm. End frames are equipped with an extruded aluminium pressure cap.

Minima 3.0 in the ground-resting version comes in eight heights: 42.5 \ 79 \ 115.5 \ 152 \ 188.5 \ 225 \ 261.5 \ 298 cm; the first shelf is placed at 4.2 cm from the ground, and the frames are equipped with adjustable feet in aluminium with a 0/+1.5 cm adjustment.

The inner height of the compartments is always 35 cm.

Compositions with lighting

The system includes a low voltage electrified frame with integrated copper track, shelves L60/90/120 with recessed LED bar flush with outer surface. Light intensity can be adjusted with the remote control provided.

Note: the electrified system is available only for the Minima 3.0 "Floor-standing" type.

For composition specifications see the following pages.

Technical specifications

Lamp without switch fitted with oxidised extruded aluminium for recessed installation and screen in opalescent polycarbonate, width 6 mm. Neutral LED light, 4000 K, dimmable, energy class A+.


LED 24V – 11 W/m, 114/122 lm/W, CLASS 0, CRI>80, IP20 CE.

ON/OFF control system, dimmable, made up of a control unit with quick connection and IR remote control with wall support, frequency 2.4 GHz, maximum range 15 metres.

Slim power supply unit - 100 W 110/230 V, with JSD connector and client's choice of plug (IT, USA, EU, UK...).

On request it is possible to order Minima 3.0 led with 3000K light. Feasibility, costs and delivery times to be verified with our Sales Dept.

MINIMA 3.0 HANGING



Frames and shelves made of extruded aluminium and assembled together by using a concealed joining system, giving the structure stability and a special load resistance.

Depth 33 cm.

Frame in aluminium, section 1.5x1.5 cm; shelf 1.5 cm thick, available in the nominal

lengths (overall internal size) 60, 90 and 120 cm.

End frames are equipped with an extruded aluminium pressure cap.

Minima 3.0 in the hanging version comes in four heights: 38 / 74.5 / 111 / 147.5 cm. Inner height of compartments is always 35 cm.

MINIMA 3.0 SKETCH

Frames and shelves made of extruded aluminium and assembled by mean of a concealed joining system, giving the structure stability and a special load resistance.

Depth 33 cm.

Frame in aluminium, section 1.5x1.5 cm and shelf 1.5 cm.

End frames are equipped with an extruded aluminium pressure cap.

Available in configurations with or without 5 cm thick top shelf, made in multiply wood covered in reconstructed white Carrara marble, reconstructed Ebony black marble and Italian walnut fine wood.

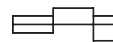
Configurations with top shelf:

- Composition MS-1
dimensions L210 D33 H23
- Composition MS-2
dimensions L240 D33 H23
- Composition MS-3
dimensions L270 D33 H41.5
- Composition MS-4
dimensions L300 D33 H41.5
- Composition MS-5
dimensions L360 D33 H41.5*



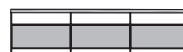
Configurations without top shelf:

- Composition S-1
dimensions L185 D33 H74.5
- Composition S-2
dimensions L246 D33 H74.5
- Composition S-3
dimensions L276 D33 H93
- Composition S-4
dimensions L368 D33 H110
- Composition S-5
dimensions L458 D33 H110



*material top shelf in Italian walnut not available for compositions longer than L300 cm.

MINIMA 3.0 SIDEBOARD (centre of room)



Frames and shelves made of extruded aluminium and assembled by mean of a concealed joining system, capable of giving the structure stability and a special resistance to loads.

Depth 39 cm.

Frame in aluminium, section 1.5x1.5 cm and shelf 1.5 cm.

End frames are equipped with an extruded aluminium pressure cap.

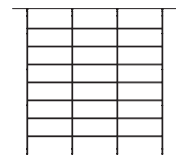
Available in configurations with 5 cm thick top shelf, made in multiply wood covered in reconstructed white Carrara marble, reconstructed Ebony black marble and Italian walnut fine wood.

Minima 3.0 in the sideboard version comes in two heights, 64 cm and 100 cm, available in the following configurations:

- Composition SB-1
dimensions L184 D39 H64/H100
- Composition SB-2
dimensions L244 D39 H64/H100
- Composition SB-3
dimensions L276 D39 H64/H100
- Composition SB-4
dimensions L366 D39 H64/H100*

* material top shelf in Italian walnut not available for compositions longer than L300 cm.

MINIMA 3.0 ROOM DIVIDER



Frame and shelves made of extruded aluminium and assembled by mean of a concealed joining system, giving the structure stability and a special load resistance.

Depth 33 cm.

Frame in aluminium, section 1.5x1.5 cm and shelf 1.5 cm.

End frames are equipped with an extruded aluminium pressure cap.

Minima 3.0 in the Room Divider version comes in six heights: 250 / 260 / 270 / 280 / 290 / 300 cm; the first shelf is set at a variable height, depending on the composition.

The frames are equipped with a fixing pin for adjustments. Inner height of compartments is always 35 cm.

MINIMA 3.0 - MINIMA 4.2

NOTES FOR THE ASSEMBLY AND FEASIBILITY

- A drawing of the composition is to be sent together with your order.
- For a proper assembly, please carefully follow the instructions attached to the product.
- For configurations different than what proposed, as well as for special compositions flanked at different heights, please ask the Sales Department to confirm feasibility (this might also involve a price upcharge and a longer lead time if compared with standard pieces).

Minima ground-resting

- For a proper use, we suggest to install the drawers at the bottom of the unit.
- To use this system H152, H188.5, H225 (except H261.5 and H298) as a room divider for home and work environments, it is mandatory to join two structures together so as to obtain a ground depth of 66 cm to ensure a proper stability to the system. The screws for the joining are included in the installation kit.
- The wall fixing is for always suggested for heights 152 / 188.5 / 225 / 261.5 / 298 cm. The wall end frames are provided with holes for the wall fixing.
- Upon request, special heights till average 400 cm maximum can be produced, after checking with the sales department for feasibility (a price upcharge and a longer delivery time might be involved).

Sideboard

- Since this piece is designed to be installed in the middle of a room, it requires dedicated cabinets for the composition.

Room divider

- Max. 6 columns;
- Other heights available upon request: 230 / 240 / 310 / 320 cm.

For further information about specs, please refer to the technical section at the end of the price list (tables of materials/colours).

Ref. regulations ISO and UNI EN, please refer to the technical section at the end of the price list.

Please consult the images in the following pages.

FRAMES FINISHES

- F008 = matt painted white X053
- F051 = matt painted graphite grey X054
- F126 = matt painted shadow grey X122
- F127 = matt painted pearl nickel X123

MATERIAL SHELVES FINISHES

- F123 = reconstr. black Ebony marble X111
- F124 = reconstr. white Carrara marble X120
- *F125 = Italian walnut (fine wood) X119
- *material top shelf in Italian walnut not available for compositions longer than L300 cm.

CABINETS FINISHES

*only for open cabinet

- F008 = matt lacquered white X042
- F121 = matt lacquered pearl nickel
- F122 = matt lacquered shadow grey
- F050 = natural black wood X029
- *F043 = matt lacquered orange X047
- *F046 = matt lacquered green X049
- *F052 = matt lacquered avio blue X050
- *F053 = matt lacquered mustard yellow X048
- *F054 = matt lacquered dark red X046
- *F048 = natural wood X027
- *F049 = natural grey wood X028
- *F125 = Italian walnut (fine wood) X119

FINISHES



FIND OUT MORE

MINIMA 3.0 - MINIMA 4.2

ABACUS

CABINETS D33 FOR MINIMA 3.0 GROUND-RESTING, HANGING, SKETCH AND ROOM DIVIDER

OPEN CABINET L30

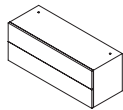


L30 D33 H35

CABINET WITH ONE OR TWO DRAWERS L60/90



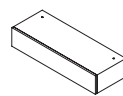
L60 D33 H35



L90 D33 H35



L60 D33 H15
only Sketch compositions

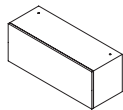


L90 D33 H15
only Sketch compositions

CABINET WITH FLAP OPENING DOOR L60/90



L60 D33 H35




L90 D33 H35

LOCK FOR CABINET,
UPON REQUEST.

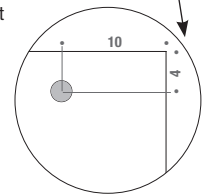


FLAP DOOR

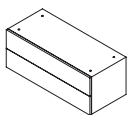
DRAWERS



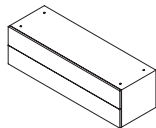
On drawer element
the lock can only
be put on the
top drawer.



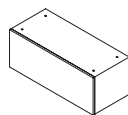
CABINETS D39 FOR MINIMA 3.0 SIDEBBOARD - WITH FLAP OPENING DOOR OR DRAWERS L90/120



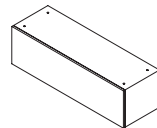
L90 D39 H35



L120 D39 H35



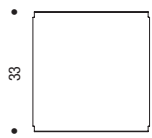
L90 D39 H35




L120 D39 H35

SHELVES

In the price list the shelving lengths are nominal and correspond to the inner usable space of the bookcase.
Shelf D30 for Minima 3.0 ground-resting only, NOT available with LED.




nominal size L30
real size L31.5



nominal size L60
real size L61.5

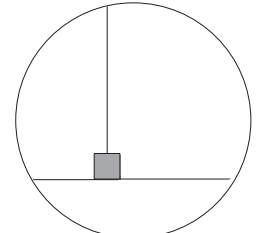


nominal size L90
real size L91.5



nominal size L120
real size L121.5

frame

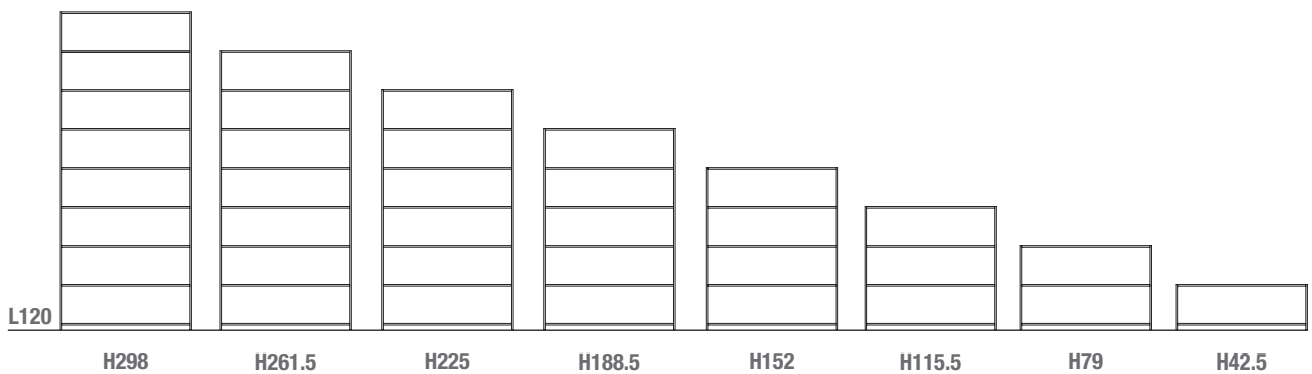
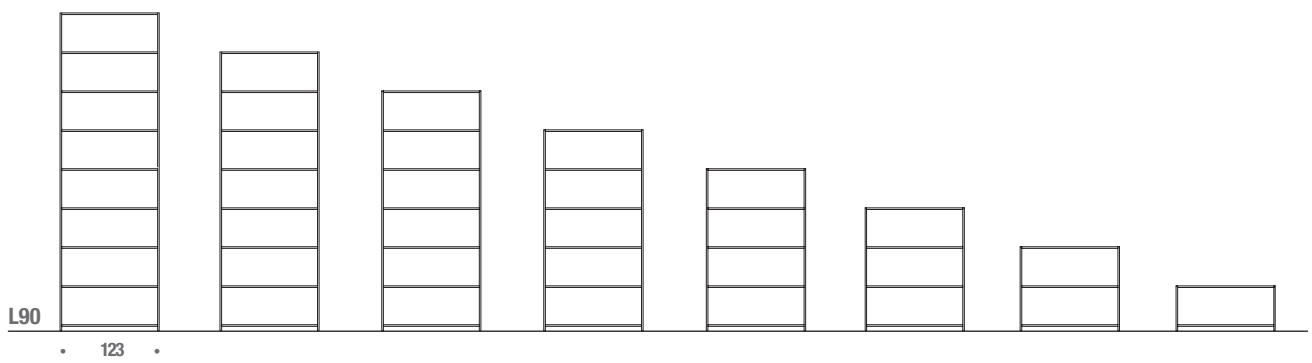
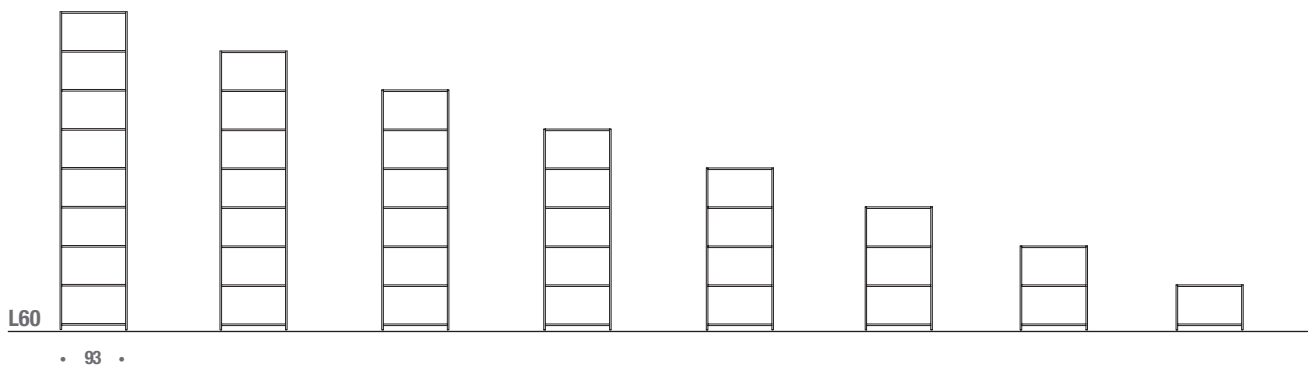
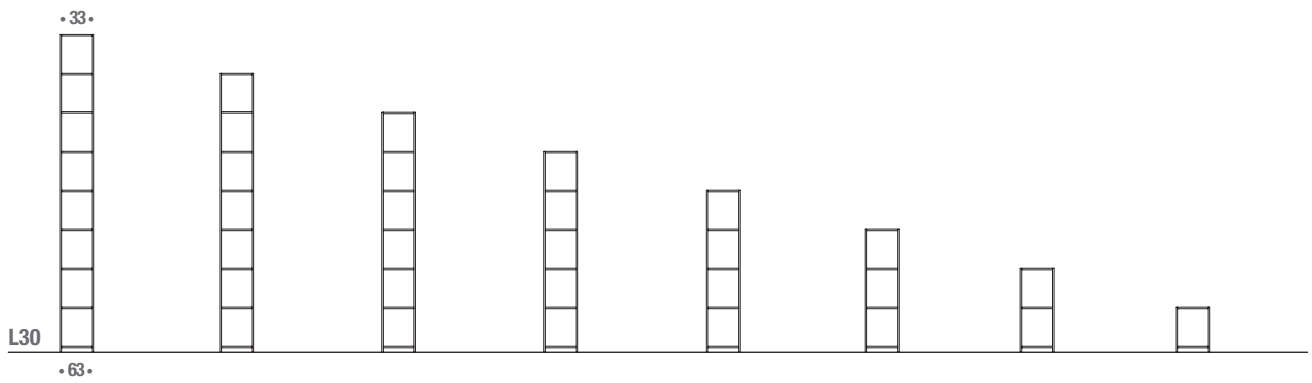


NB:

shelves for Sideboard composition have depth 39 cm

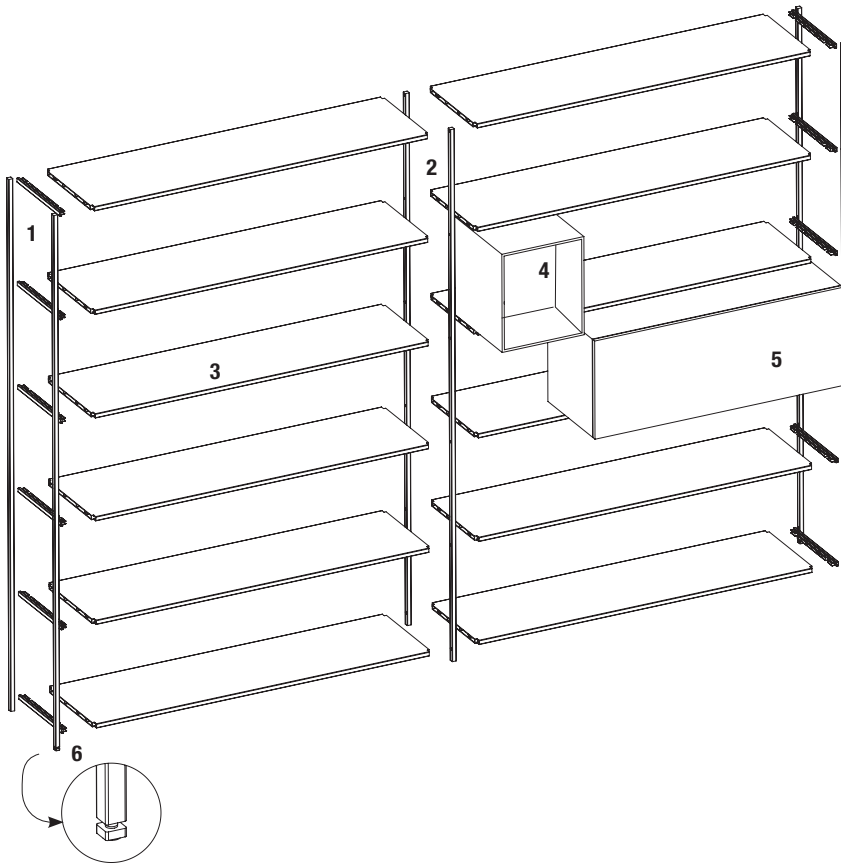
MINIMA 3.0 ground-resting

ABACUS

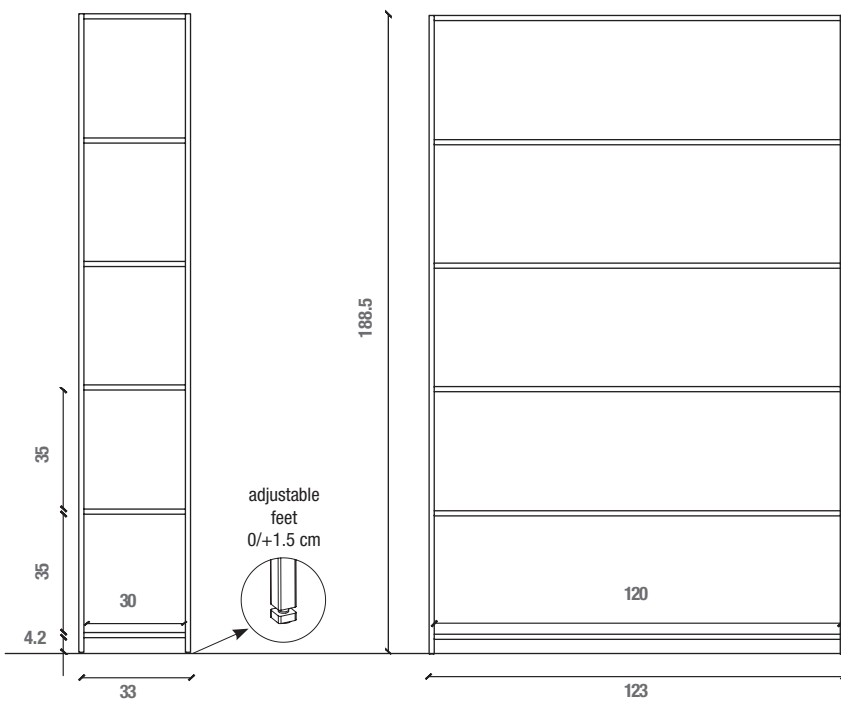


MINIMA 3.0 ground-resting

ABACUS



- 1 ground-resting end frame
completed with fittings
- 2 ground-resting intermediate frame
- 3 shelf
- 4 open cabinet, L30
- 5 cabinet
- 6 adjustable feet



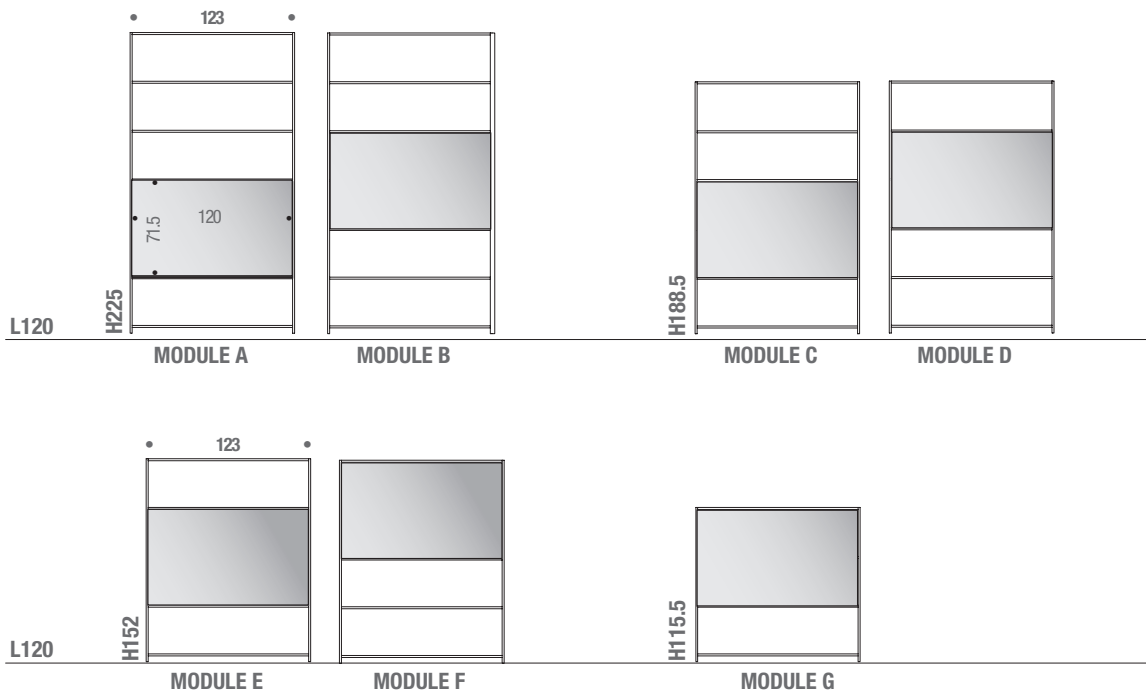
MINIMA 3.0 ground-resting

ABACUS

A drawing of the composition with the TV position must be sent together with your order.

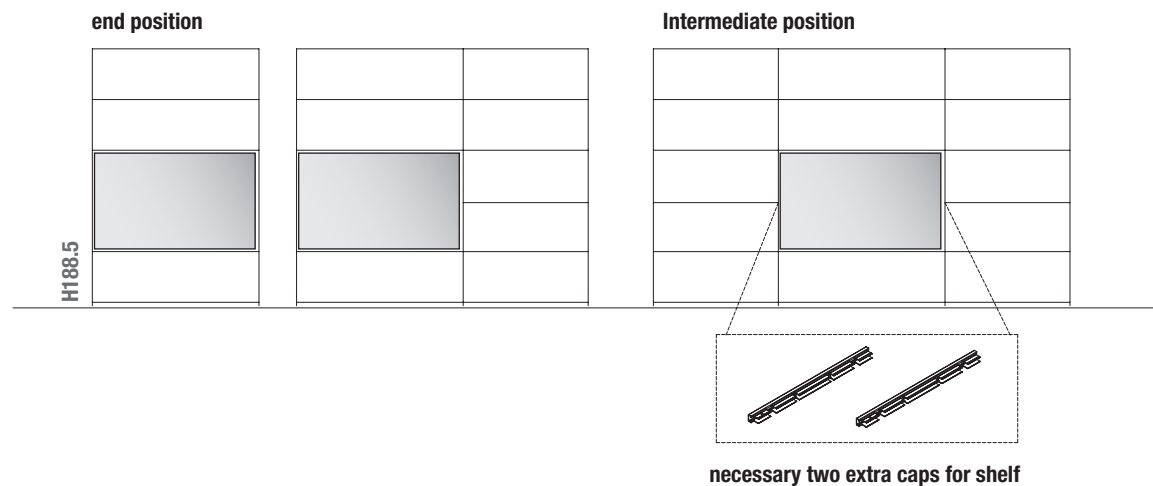
For ground variant only with 120 cm long shelving and in heights 115.5 cm, 152 cm, 188.5 cm, 225 cm, 261.5 cm and 298 cm the bookcase can be set up to support a TV set.

With these variants, just one shelf can be removed, thus getting a 71.5x120 cm useful space, that is compatible for up to 46" TV sets (a size that may vary depending on brand and model).



IMPORTANT

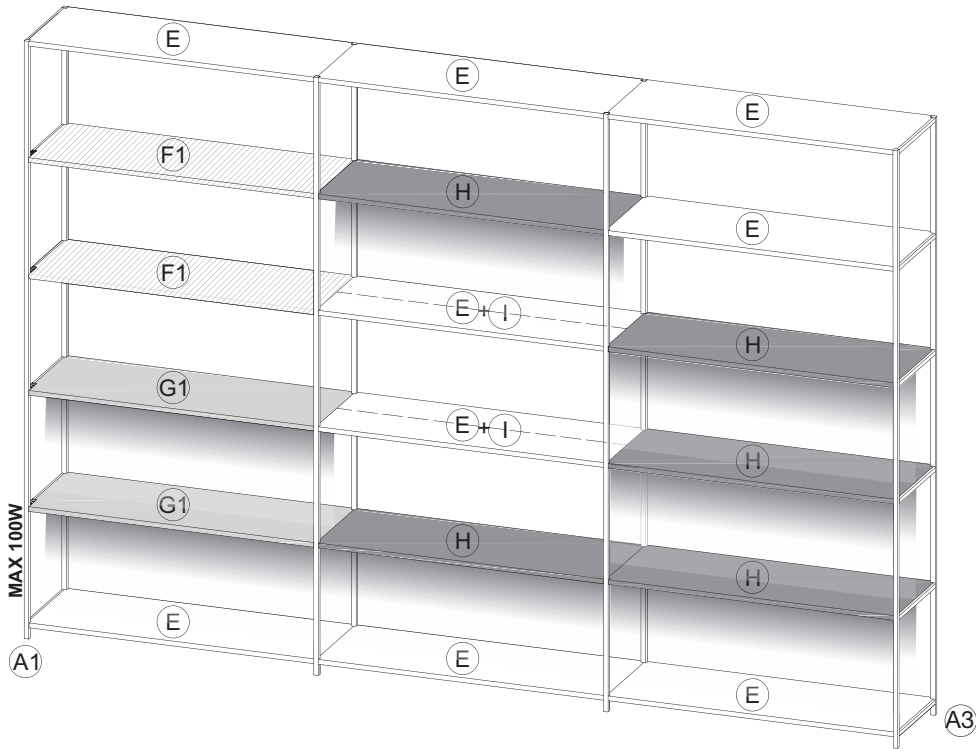
Please be informed that it is necessary to order two caps for each shelf for a composition with TV unit placed in intermediate position.



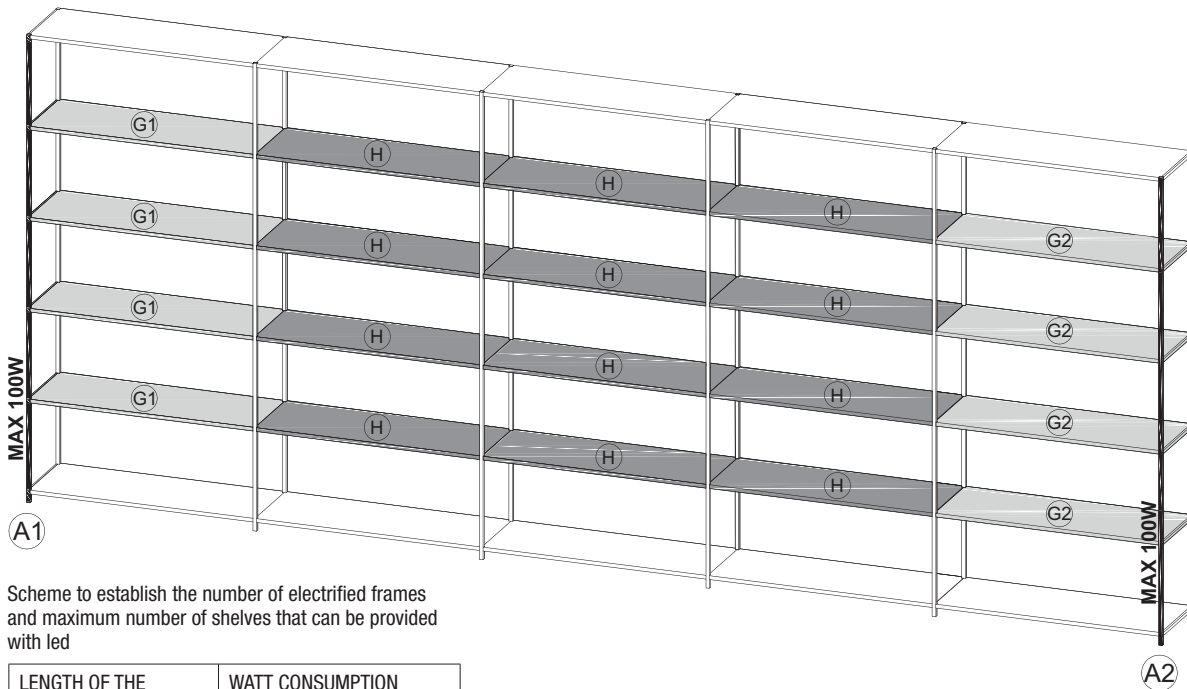
MINIMA 3.0 ground-resting

ABACUS

RULES FOR COMPOSITIONS WITH INTEGRATED LED



POWER FOR LED COMPOSITIONS



Scheme to establish the number of electrified frames and maximum number of shelves that can be provided with led

LENGTH OF THE SHELF WITH LED	WATT CONSUMPTION FOR EACH SHELF
60 cm	6.5 W
90 cm	10 W
120 cm	13.5 W

ELECTRIFIED FRAMES FOR ALL HEIGHTS 100W

IN THE ABOVE EXAMPLE: 20 SHELVES WITH LED CM 90 = 20 X 10 W = 200 W*

*maximum power limit for 2 electrified frames


MINIMA 3.0 ground-resting

ABACUS


SHELVES



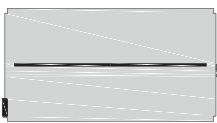
E - STANDARD shelf



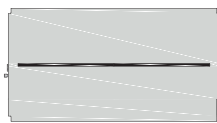
F1 - LEFT end shelf with CONNECTOR



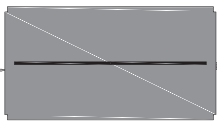
F2 - RIGHT end shelf with CONNECTOR



G1 - LEFT end shelf with CONNECTOR AND LIGHT



G2 - RIGHT end shelf with CONNECTOR AND LIGHT



H - end/intermediate shelf with LIGHT



I - EXTENSION KIT

FRAMES

- A1 - electrified frame left - max power 100 W
- A2 - electrified frame right - max power 100 W
- A3 - end frame, not electrified

Important:

- The electrified frame is always in front.
- Left SX or right DX electrified upright to be selected according to the customer needs, or to the position of the electrical outlet.
- Max 2 electrified frames per composition.
- The simultaneous use of the left SX and right DX electrified upright is necessary only if the power indicated in the scheme (100 W per upright) is exceeded.
- Max height of the frame 298 cm.
- US/EU/UK plug to be purchased according to the number of electrified frames.

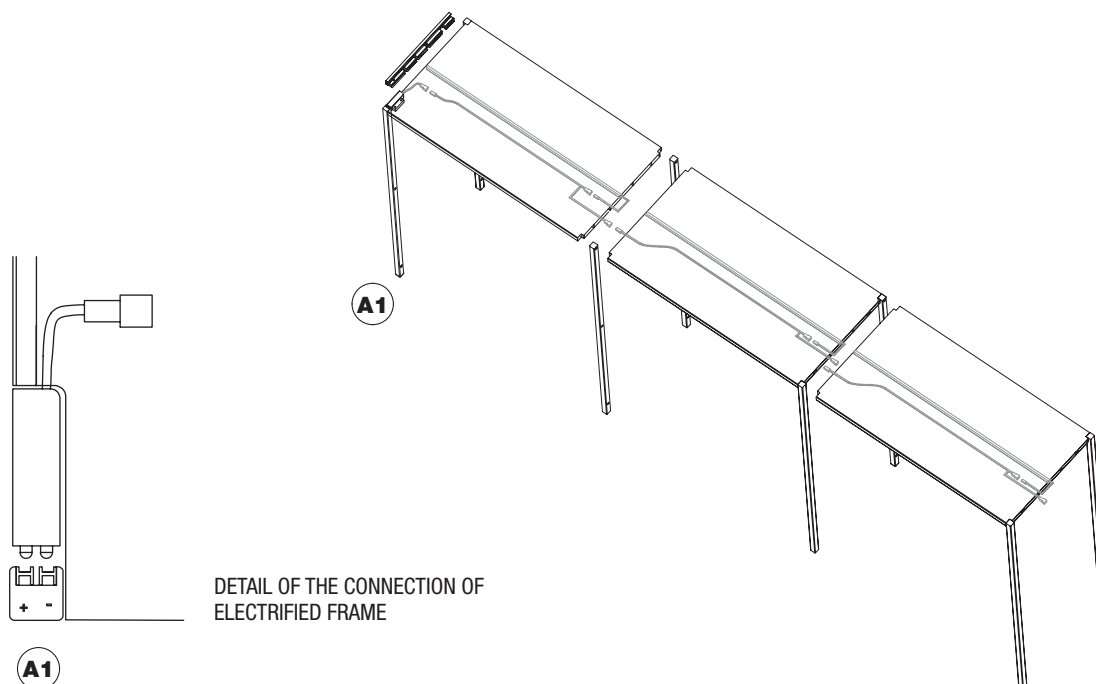
D33 SHELVES

- E - standard shelf
- F1 - left end shelf with connector
- F2 - right end shelf with connector
- G1 - left end shelf with connector and light
- G2 - right end shelf with connector and light
- H - end/intermediate shelf with light
- I - extension kit (to be inserted by the customer)

TECHNICAL SPECIFICATIONS

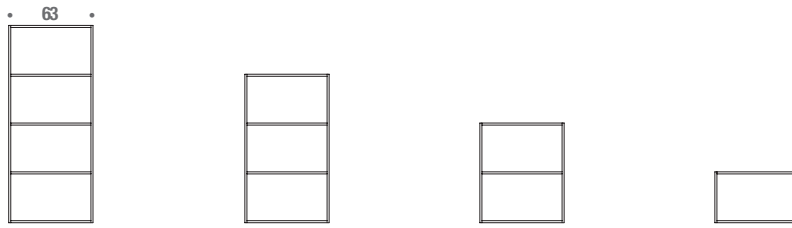
Neutral LED light, 4000 K, dimmable, energy class A+.
On request it is possible to order Minima 3.0 led with 3000K light. Feasibility, costs and delivery times to be verified with our Sales Dept.

ELECTRIC SCHEME OF LEDS

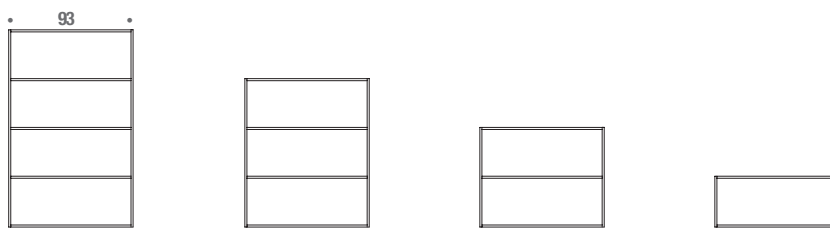


MINIMA 3.0 hanging

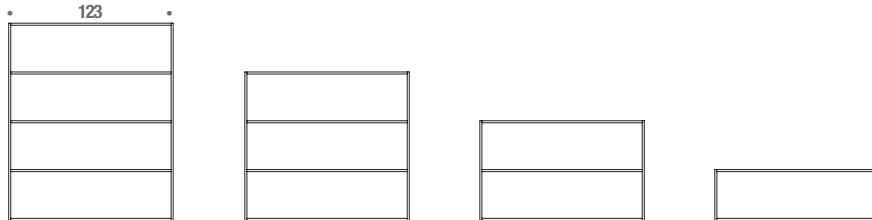
ABACUS



L60



L90



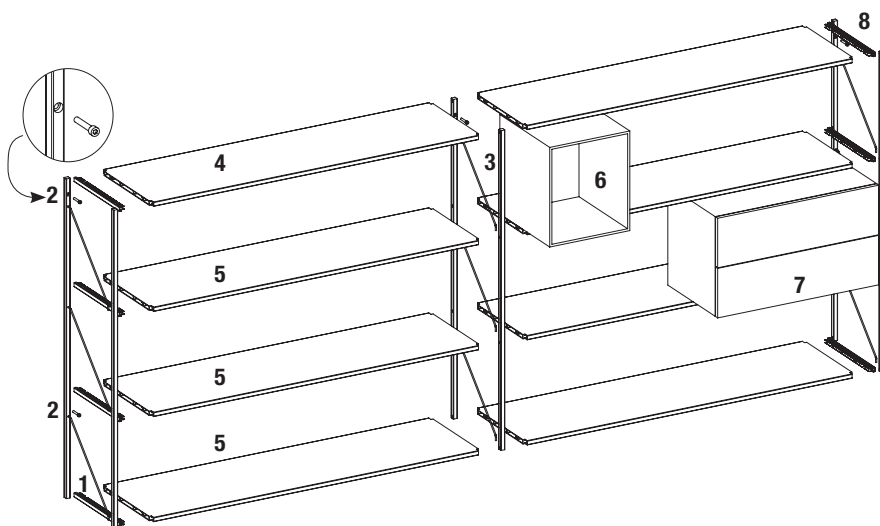
L120

H147.5

H111

H74.5

H38



- 1** hanging end frame (L), completed with fittings and tie rods
- 2** wall-fixing
- 3** hanging intermediate frame with tie rods
- 4** top shelf
- 5** shelves (base and intermediate)
- 6** open cabinet, L30
- 7** two-drawer cabinet
- 8** hanging end frame (R), completed with fittings and tie rods