


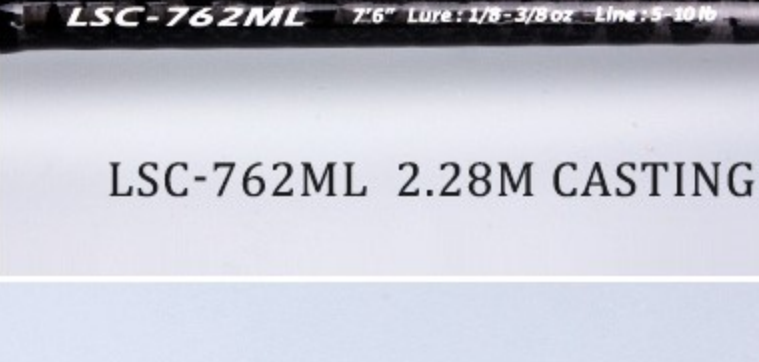
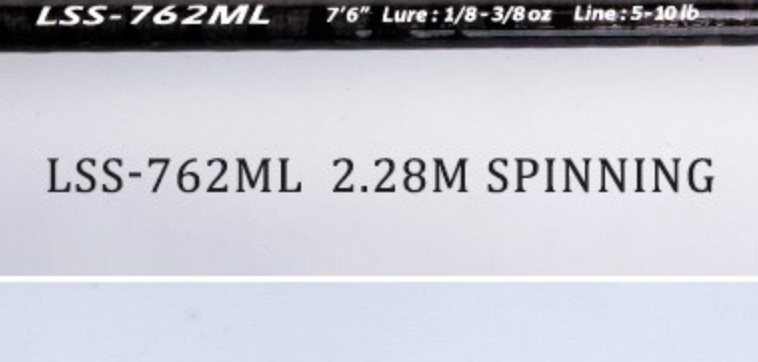
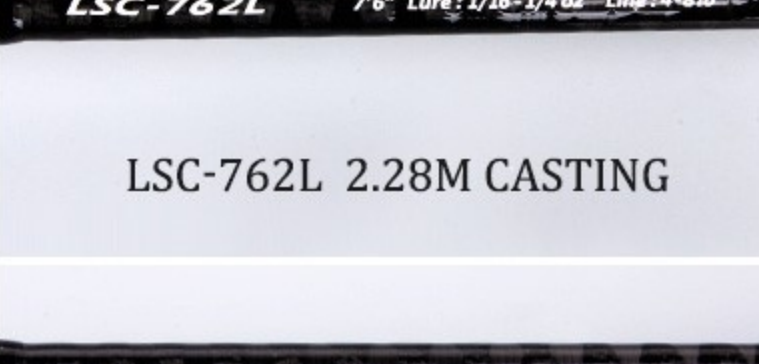

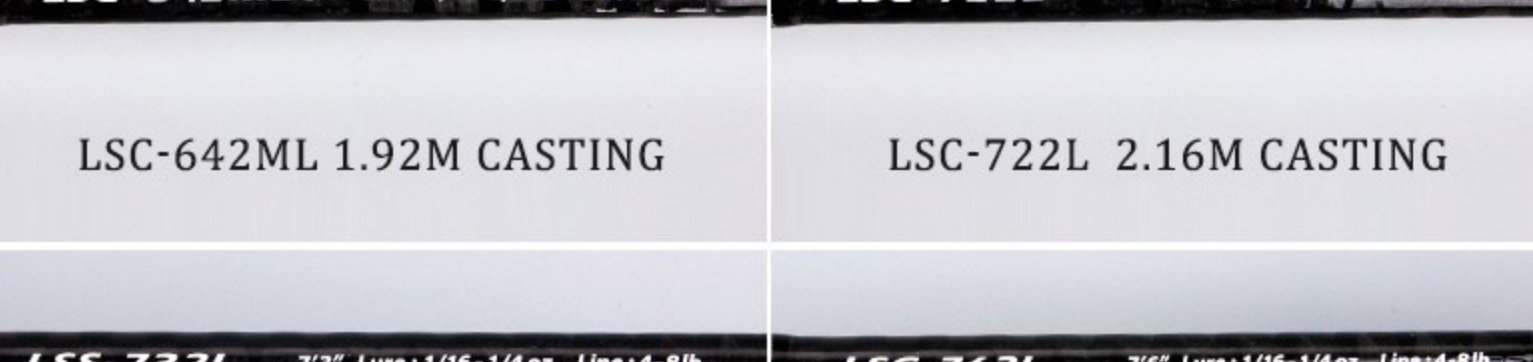


PARAMETER

MODEL	HANDLE	LENGTH (M)	TOP DIA (MM)	BUTT. DIA (MM)	LURE (OZ)	LINE (LB)	FOLDED LENGTH (CM)	SECTION	WEIGHT (G)
LSC-642ML	CASTING	1.92	1.72	11	3/16-1/2	6-12	100	2	100
LSC-722L	CASTING	2.16	1.6	10.7	1/16-1/4	4-8	113	2	105
LSS-732L	SPINNING	2.19	1.5	10.8	1/16-1/4	4-8	114	2	103
LSC-762L	CASTING	2.28	1.5	11.5	1/16-1/4	4-8	118	2	110
LSS-762ML	SPINNING	2.28	1.65	11.6	1/8-3/8	5-10	118	2	113
LSC-762ML	CASTING	2.28	1.65	11.6	1/8-3/8	5-10	118	2	108
LSC-802M	CASTING	2.4	1.55	12.9	1/4-3/4	8-18	133	2	105
LSS-862ML	SPINNING	2.58	1.38	12.2	1/8-5/8	5-16	133	2	105
LSS-902M	SPINNING	2.7	1.9	14	1/16-1/2	6-12	141	2	144



36T/40T/46T CARBON CROSS POWER X PLUS TECH.



DETAILS


LSC-642ML





LSC-722L




LSS-732L




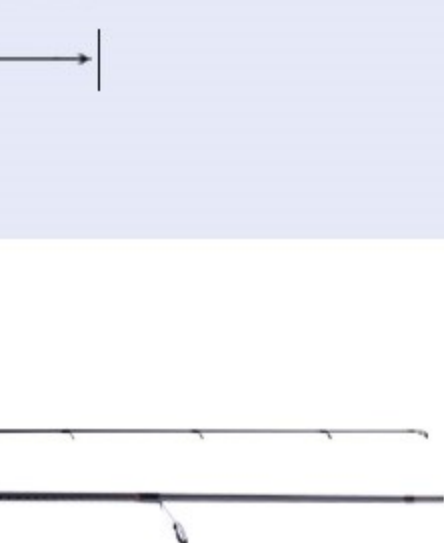

LSC-762ML



LSS-762ML



LSC-762L



LSC-802M



LSS-862ML



LSS-902M

