


SIRUBA®
銀箭牌工業用鐘錶機
INDUSTRIAL SEWING MACHINE

VC008

使用說明書與零件圖 INSTRUCTION BOOK & PARTS LIST

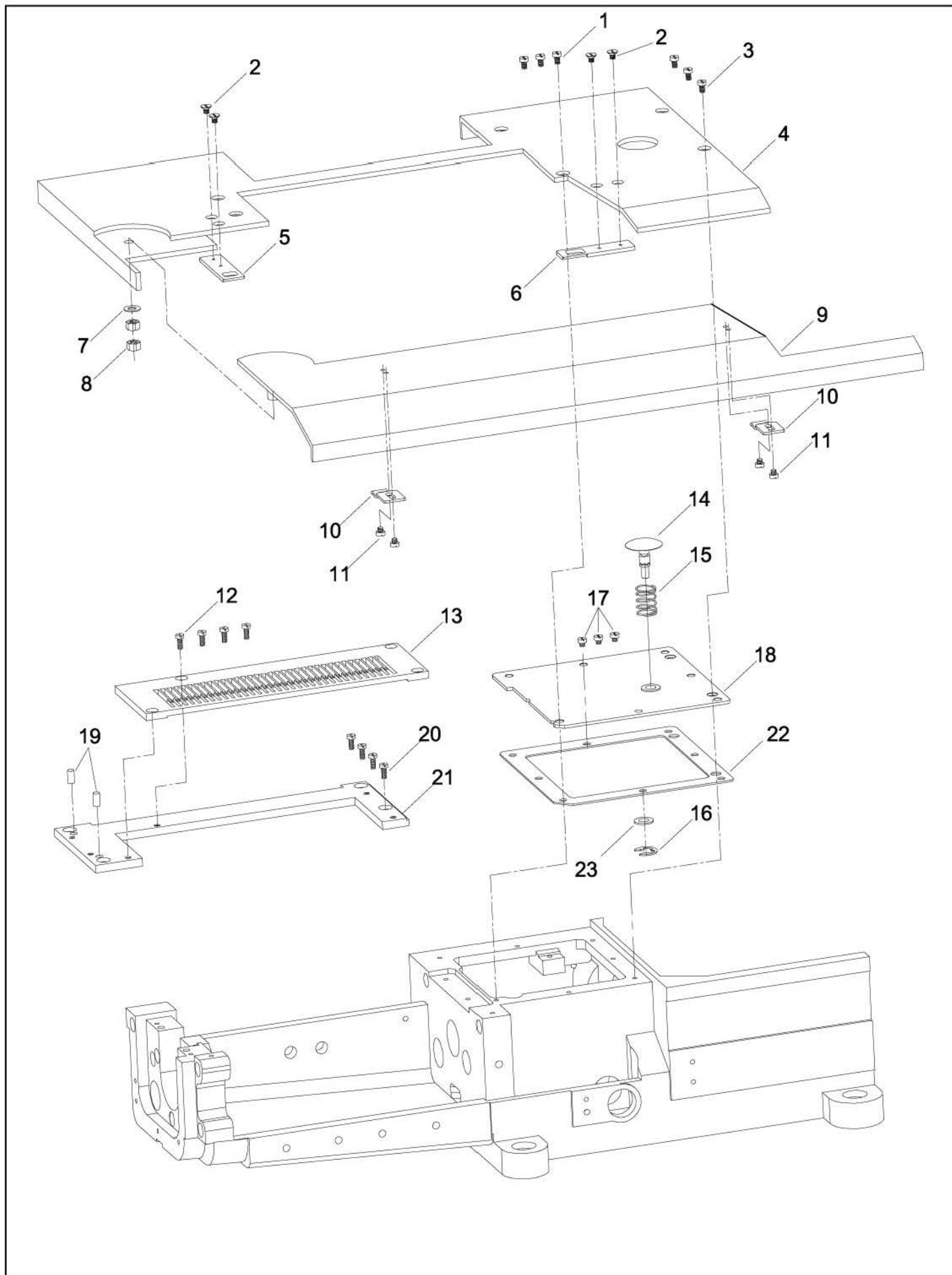


CE

 高林股份有限公司
KAULIN MFG. CO., LTD.

From the library of: Superior Sewing Machine & Supply LLC

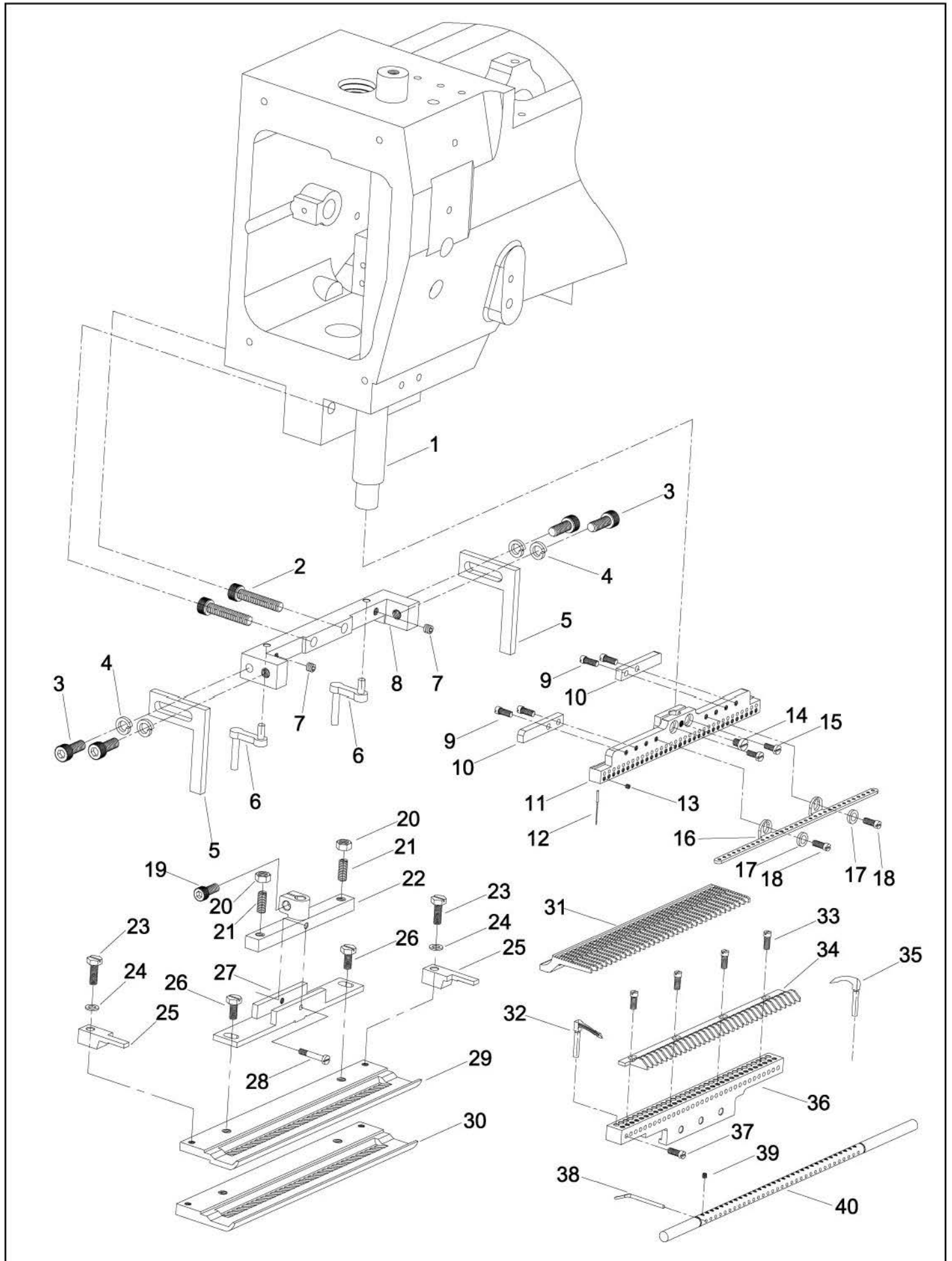
一： 盖板零件COOERS



一：盖板零件COOERS

序号	物料编号	名称	单位用量
Ref.No.	Parts.No.	Description	Amt.Req.
1	W01-1	螺丝 SCREW <M4X0.7X7>	3
2	W01-2	螺丝 SCREW <M3.5X0.7X3>	4
3	W01-3	螺丝 SCREW <M4X0.7X10>	3
4	W01-4	下座外盖 CLOTH PLATE	1
5	W01-5	固定片 A BRACKET A	1
6	W01-6	固定片 A BRACKET B	1
7	W01-7	波形垫片 CORRUGATED WASHER	3
8	W01-8	螺帽 NUT <M6X1>	2
9	W01-9	下座外盖 CLOTH PCATE	1
10	W01-10	弹簧片 SPRING	1
11	W01-11	螺丝 SCREW <M3.5X0.6X4>	4
12	W01-12	螺丝 SCREW <M4X0.7X6>	4
13	W01-13	针板 NEEDLE PLATE <25N,33N>	1
14	W01-14	止动锁 STOPPERER PIN	1
15	W01-15	弹簧 SPRING	1
16	W01-16	E形扣环 ERING	1
17	W01-17	螺丝 SCREW <M4X0.7X8>	3
18	W01-18	下轴内盖 LOWER SHAFT COVER	1
19	W01-19	定位销 PIN	2
20	W01-20	螺丝 SCREW <M4X0.7X8>	4
21	W01-21	针板座 NEEDLE PLAEST SEAT	1
22	W01-22	防油垫 GASKET	1
23	W01-23	防油圈 GASKET	1

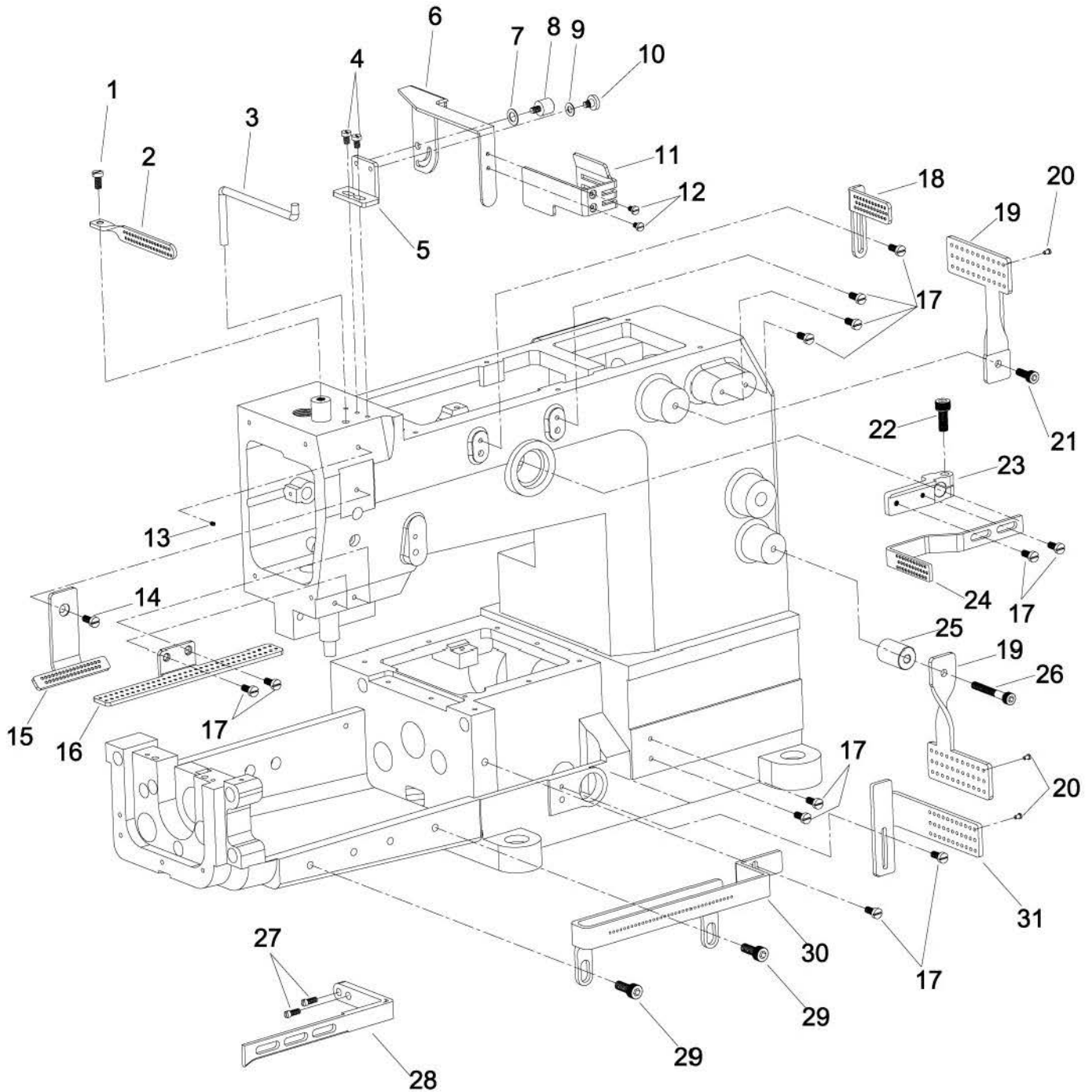
二：压脚/针头部件PRESSERFOOT,NEEDLE CLAMP



二：压脚/针头部件PRESSERFOOT,NEEDLE CLAMP

序号	物料编号	名称	单位用量
Ref.No.	Parts.No.	Description	Amt.Req.
1	W03-1	针棒 NEEDLE BAR	1
2	W03-2	螺丝 SCREW <M6X1X30>	2
3	W03-3	螺丝 SCREW <M6X1X15>	4
4	W03-4	弹簧垫圈 SPRING WASHER	4
5	W03-5	固定座 BRACKET	2
6	W03-6	固定座 BRACKET	2
7	W03-7	螺丝 SCREW <M5X0.8>	2
8	W03-8	固定座支架	1
9	W03-9	螺丝 SCREW <M3X0.5X8>	4
10	W03-10	护片 WASHER	2
11	W03-11	针镙 NEEDLE CLAMP <25N,33N>	1
12	W03-12	针 NEEDLE	33
13	W03-13	螺丝 SCREW <M3X0.5>	33
14	W03-14	螺丝 SCREW <3/16X24X5>	1
15	W03-15	螺丝 SCREW <3/16X24X10>	2
16	W03-16	导线 THREAD GUIDE <25N,33N>	1
17	W03-17	垫片 WASHER	2
18	W03-18	螺丝 SCREW <1/8X44X8>	2
19	W03-19	螺丝 SCREW <M5X0.8X10>	1
20	W03-20	螺帽 NUT <7/32X32>	2
21	W03-21	螺丝 SCREW <7/32X32X10>	2
22	W03-22	压脚柄 PRESSER FOOT GUTDE	1
23	W03-23	螺丝 SCREW <3/16X24X12>	2
24	W03-24	垫片 WASHER	2
25	W03-25	护片 WASHER	2
26	W03-26	螺丝 SCREW <7/32X32X10>	2
27	W03-27	压脚连杆 PRESSER FOOT LINK	1
28	W03-28	螺丝 SCREW <M3X0.5X17>	1
29	W03-29	压脚板 <高> PRESSER FOOT GUIDE<高><25N,33N>	1
30	W03-30	压脚板 <低> PRESSER FOOT GUIDE<低><25N,33N>	1
31	W03-31	送布牙 FEED DOG <25N,33N>	1
32	W03-32	勾针 RETAINER LOPPER <有孔>	33
33	W03-33	螺丝 SCREW <1/8X44X6>	33
34	W03-34	护针片 NEEDLE GUIDE <25N,33N>	1
35	W03-35	勾针 REIALNER LOPPER <无孔>	33
36	W03-36	勾针座 LOOPER HOLPER <25N,33N>	1
37	W03-37	螺丝 SCREW <9/63X40X10>	33
38	W03-38	拨线针 LOPPER	33
39	W03-39	螺丝 SCREW <M3X0.5>	33
40	W03-40	拨线杆 TAKE-UP ROD <25N,33N>	1

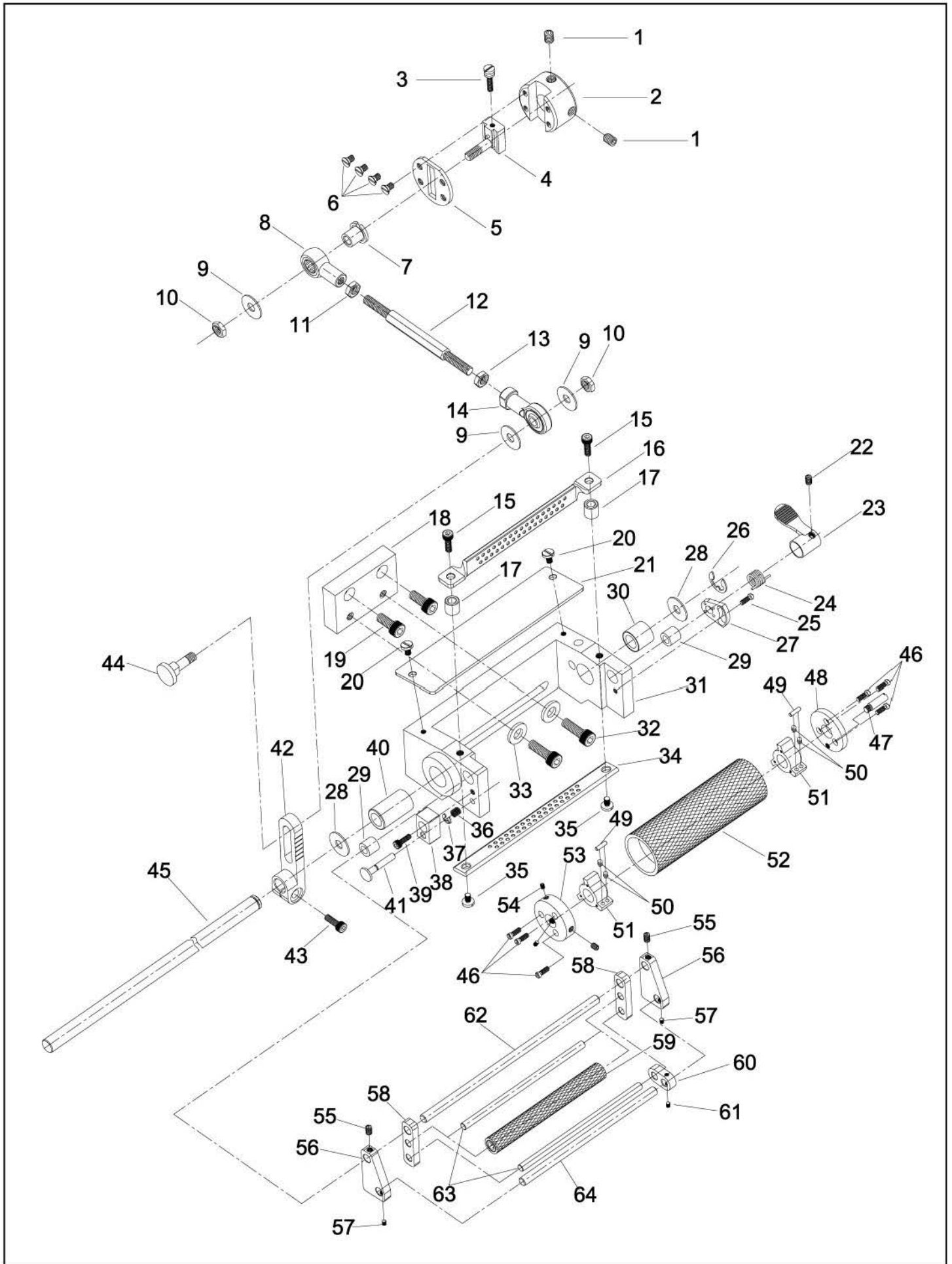
三：过线部件THREADEYELETS



三：过线部件THREADEYELETS

序号 Ref.No.	物料编号 Parts.No.	名称 Description	单位用量 Amt.Req.
1	W05-1	螺丝 SCREW <9/64X40/6>	1
2	W05-2	导线 THREAD GUIDE <16孔,33孔>	1
3	W05-3	导线 THREAD GUIDE	1
4	W05-4	螺丝 SCREW <M4X0.7X8>	2
5	W05-5	固定座 BRACKET	1
6	W05-6	针棒护盖 NEEDLE COVER	1
7	W05-7	垫片 WASHER	1
8	W05-8	螺丝 SCREW <M4X0.7>	1
9	W05-9	波形垫片 CORRUGATED WASHER	1
10	W05-10	螺丝 SCREW <M5X0.8>	1
11	W05-11	针棒护盖 NEEDLE COVER	1
12	W05-12	螺丝 SCREW <M3.5X0.6X2>	2
13	W05-13	螺丝 SCREW <M5X0.8>	1
14	W05-14	螺丝 SCREW <M4X0.7X6>	1
15	W05-15	导线 THREAD GUIDE <16孔,33孔>	1
16	W05-16	导线 THREAD GUIDE <16孔,33孔>	1
17	W05-17	螺丝 SCREW <M4X0.7X6>	12
18	W05-18	导线 THREAD GUIDE <16孔,33孔>	1
19	W05-19	导线 THREAD GUIDE <16孔,33孔>	1
20	W05-20	陶瓷	99
21	W05-21	螺丝 SCREW <M5X0.8X6>	1
22	W05-22	螺丝 SCREW <M5X0.8X14>	1
23	W05-23	导线支架 HOLDER	1
24	W05-24	导线 THREAD GUIDE <16孔,33孔>	1
25	W05-25	垫圈 WASHER	1
26	W05-26	螺丝 SCREW <M5X0.8X35>	1
27	W05-27	螺丝 SCREW <11/64X40X12>	2
28	W05-28	打线杆 TAKE-VP ROD	1
29	W05-29	螺丝 SCREW <M6X1X10>	2
30	W05-30	导线 THREAD GUIDE	1
31	W05-31	导线 THREAD GUIDE <16孔,33孔>	1

四：前拖轮部件FRONT PULLER DEVIOEA



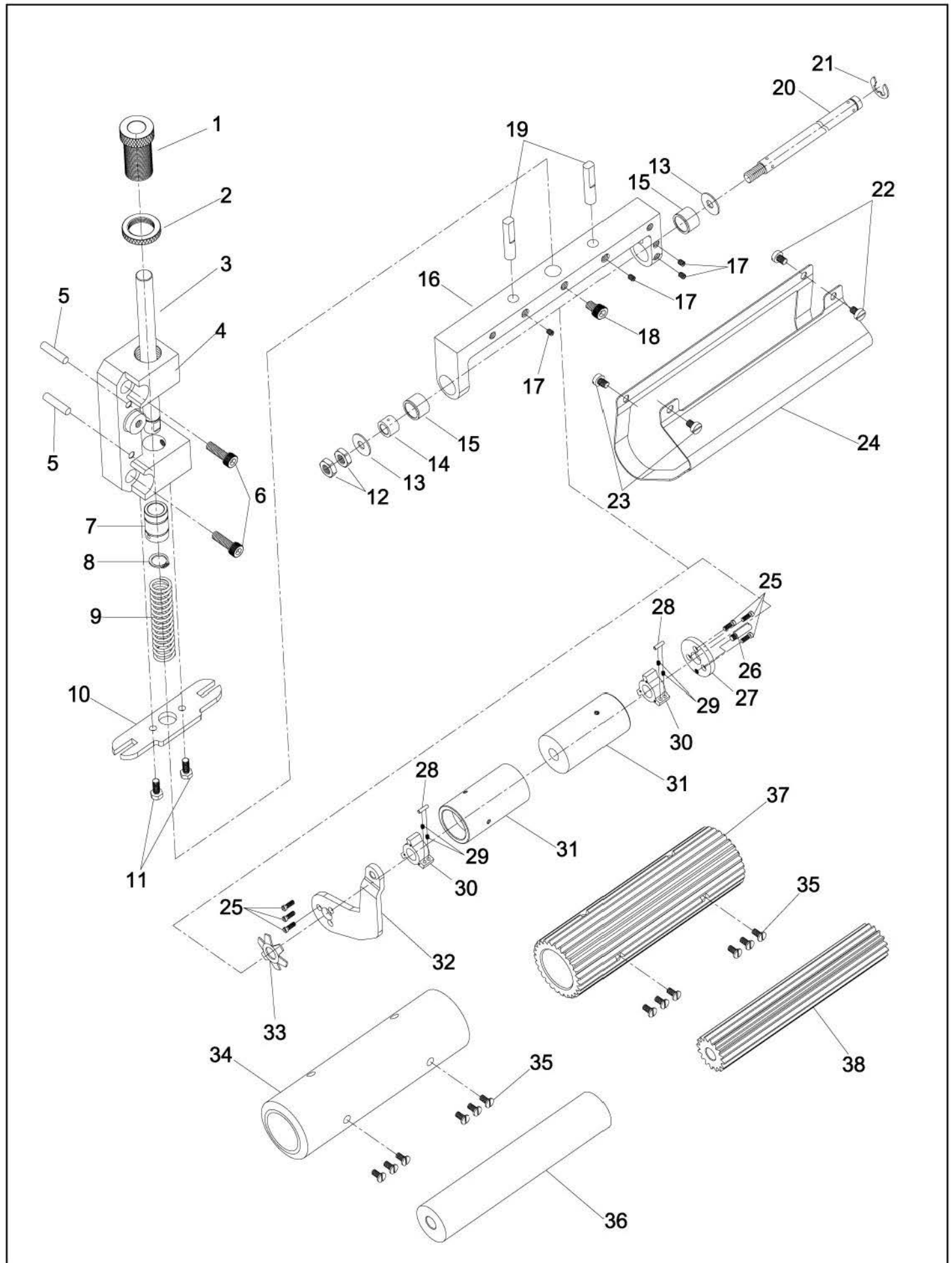
五：后拖轮部件BACKPULLER DEVICE

序号 Ref.No.	物料编号 Parts.No.	名称 Description	单位用量 Amt.Req.
1	W09-1	调压螺杆 SPRING REGULATOR	1
2	W09-2	螺帽 NUT	1
3	W09-3	轴 SHAFT	1
4	W09-4	拖轮支架 PULLER ASM	1
5	W09-5	定位销 PIN	2
6	W09-6	螺丝 SCREW <M6X1X20>	2
7	W09-7	轴套 BUSHING	1
8	W09-8	C形扣环 C RING	1
9	W09-9	弹簧 SPRING	1
10	W09-10	支架垫片 PULLERASM	1
11	W09-11	螺丝 SCREW <M5X0.8X12>	2
12	W09-12	螺帽 NUT <M81.25>	2
13	W09-13	垫片 WASHER	2
14	W09-14	轴套 BUSHING	1
15	W09-15	轴套 BUSHING	2
16	W09-16	主动轮轴 UPPER FEED ROLLER SHAFT	1
17	W09-17	螺丝 SCREW <M5X0.8>	3
18	W09-18	螺丝 SCREW <M6X1X8>	1
19	W09-19	轴 SHAFT	2
20	W09-20	轴 SHAFT	1
21	W09-21	E形扣环 E RING	1
22	W09-22	螺丝 SCREW <M5X0.8X6>	2
23	W09-23	螺丝 SCREW <M5X0.8X6>	2
24	W09-24	护盖 COVER	1
25	W09-25	螺丝 SCREW <M3.5X0.6X8>	6
26	W09-26	螺丝 SCREW <M5X0.8X5>	1
27	W09-27	护盖 COVER	1
28	W09-28	销 PIN	6
29	W09-29	弹簧 SPRING	12
30	W09-30	齿轮 GEAR	2
31	W09-31	主动轮 UPPER FEED ROLLAR	1
32	W09-32	拉柄 CLUTCH DRIVING LEVER	1
33	W09-33	星形压环 CLUTCH TENSION PRNG	1
34	W09-34	主动轮<平> UPPER FEED ROLLAR	1
35	W09-35	螺丝 SCREW <M4X0.7X8>	12
36	W09-36	从动轮 LOWER FEED ROLLER	1
37	W09-37	主动轮 <齿> UPPER FEED ROLLAR	1
38	W09-38	从动轮 LOWER FEED ROLLAR	1

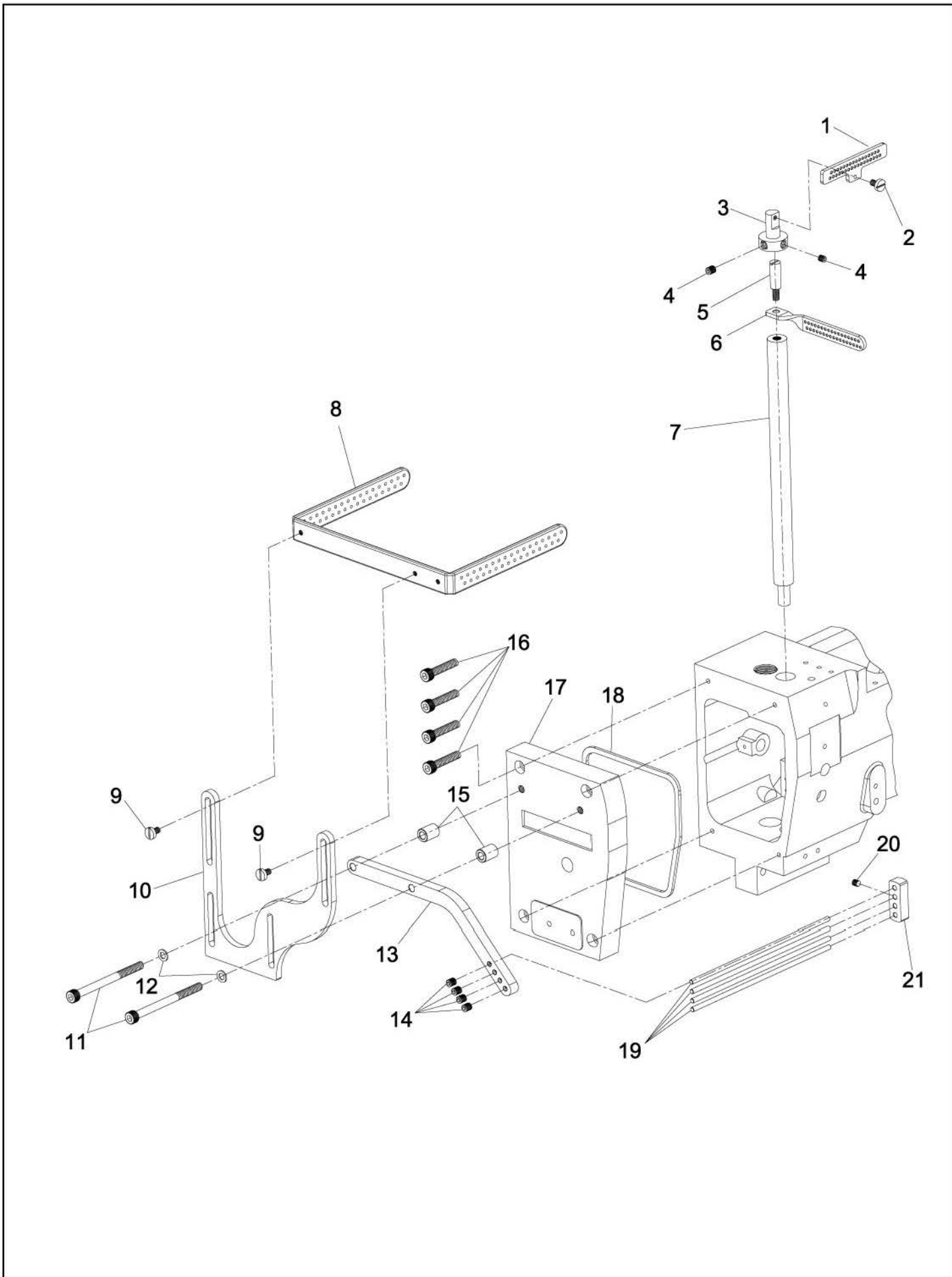
四：前拖轮部件FRONT PULLER DEVIOEA

序号 Ref.No.	物料编号 Parts.No.	名称 Description	单位用量 Amt.Req.
1	W07-1	螺丝 SCREW <M6X1>	2
2	W07-2	调速滑道	1
3	W07-3	螺丝 SCREW <9/63X40X15>	1
4	W07-4	调速滑轨	1
5	W07-5	护盖 COVER	1
6	W07-6	螺丝 SCREW <11/64X40X4>	4
7	W07-7	垫圈 WASHER	1
8	W07-8	滚针轴承接头	1
9	W07-9	垫片 WASHER	3
10	W07-10	螺帽 NUT <M7X1>	2
11	W07-11	螺帽 NUT <M7X1>	1
12	W07-12	螺杆 STUD	1
13	W07-13	螺帽 NUT <M7X1>	1
14	W07-14	万向轴承	2
15	W07-15	螺丝 SCREW <M5X0.8X20>	1
16	W07-16	导线 TAREAD GUIDE	1
17	W07-17	垫圈 WASHER	2
18	W07-18	拖轮支架 PULLERASM	1
19	W07-19	螺丝 SCREW <M6X1X15>	2
20	W07-20	螺丝 SCREW <M4X0.7X6>	2
21	W07-21	护盖 COVER	1
22	W07-22	螺丝 SCREW <M4X0.7>	2
23	W07-23	杨升片 LIFTER ARM	1
24	W07-24	弹簧 SPRING	1
25	W07-25	螺丝 SCREW <M4X0.7X6>	1
26	W07-26	E形扣环 ERING	1
27	W07-27	弹簧座 SPRING SET	1
28	W07-28	垫片 WASHER	2
29	W07-29	轴套 BUSHING	2
30	W07-30	轴套 BUSHING	1
31	W07-31	主动轮轴 UPPER.FEED.ROLLER.SHAFT	1
32	W07-32	螺丝 SCREW <M6X1X25>	2
33	W07-33	垫片 WASHER	2
34	W07-34	导线 TAREAD GUIDE	1
35	W07-35	螺丝 SCREW <M6X0.7X6>	2
36	W07-36	弹簧 SPRING	1
37	W07-37	E形扣环 ERING	1
38	W07-38	弹簧座 SPRING SET	1
39	W07-39	螺丝 SCREW <M4X0.7X12>	1
40	W07-40	轴套 BUSHING	1
41	W07-41	轴 SHAFT	1
42	W07-42	拉臂 UPPER.FEED.ROLLER.ARM	1
43	W07-43	螺丝 SCREW <M7X1X12>	1
44	W07-44	隔环 SPACER	1
45	W07-45	轴 SHAFT	1
46	W07-46	螺丝 SCREW <M3.5X0.6X8>	6
47	W07-47	螺丝 SCREW <M5X0.8X4>	1
48	W07-48	护盖 COVER	1
49	W07-49	销 PIN	6
50	W07-50	弹簧 SPRING	12
51	W07-51	齿轮 GEAR	2
52	W07-52	主动轮大 UPPER FEED ROLLAR	1
53	W07-53	护盖 COVER	1
54	W07-54	螺丝 SCREW <M5X0.8>	2
55	W07-55	螺丝 SCREW <M4X0.7>	2
56	W07-56	轴套 BUSHING	2
57	W07-57	螺丝 SCREW <M4X0.7>	2
58	W07-58	轴套 BUSHING	2
59	W07-59	主动轮小 UPPER FEED ROLLAR	1
60	W07-60	轴套 BUSHING	1
61	W07-61	螺丝 SCREW <M4X0.7>	1
62	W07-62	轴 SHAFT	1
63	W07-63	轴 SHAFT	2
64	W07-64	轴 SHAFT	1

五：后拖轮部件BACKPULLER DEVICE



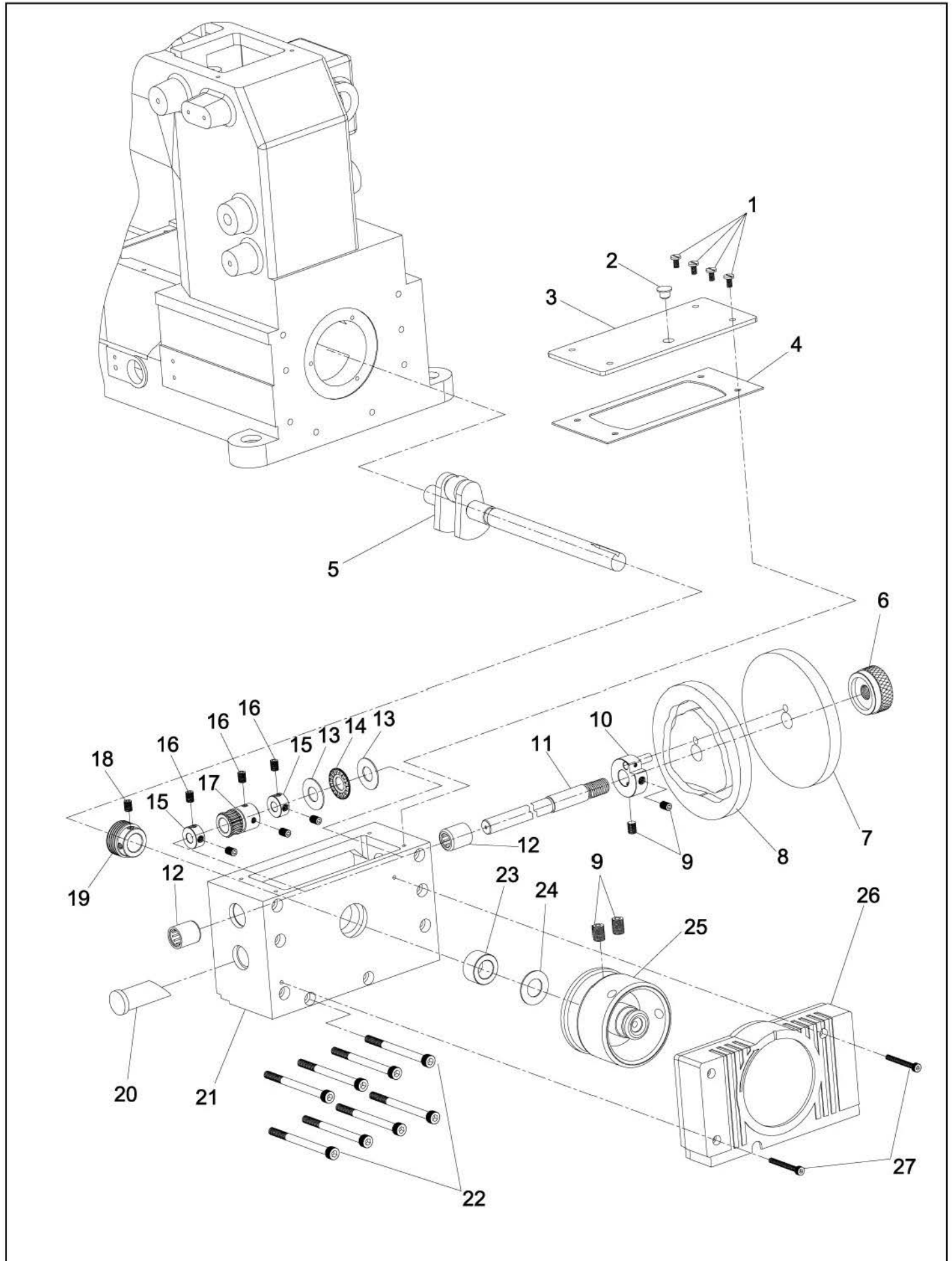
六：打纜过线部件THRBAD EYELETS FOR SMOCKING



六：打缆过线部件THRBAD EYELETS FOR SMOCKING

序号	物料编号	名称	单位用量
Ref.No.	Parts.No.	Description	Amt.Req.
1	W11-1	导线 THREAD GUIDE	1
2	W11-2	螺丝 SCREW <M3.5X0.6X7>	1
3	W11-3	导线固定座 HOLDER	1
4	W11-4	螺丝 SCREW <M4X0.7>	2
5	W11-5	螺丝 SCREW <11/64X40X9>	1
6	W11-6	导线 THREAD GUIDE	1
7	W11-7	针棒 NEEDLE BAR	1
8	W11-8	导线 THREAD GUIDE	1
9	W11-9	螺丝 SCREW <M3.5X0.6X7>	2
10	W11-10	导线固定座 HOLDER	1
11	W11-11	螺丝 SCREW <M4X0.7X35>	2
12	W11-12	垫片 WASHER	2
13	W11-13	导线固定座 HOLDER	1
14	W11-14	螺丝 SCREW <M4X0.7>	4
15	W11-15	垫圈 WASHER	2
16	W11-16	螺丝 SCREW <M4X0.7X20>	4
17	W11-17	针棒护盖 NEEDLE COVER	1
18	W11-18	油封 GASKET	1
19	W11-19	轴 SHAFT	4
20	W11-20	螺丝 SCREW <M4X0.7>	1
21	W11-21	轴套 BUSHING	1

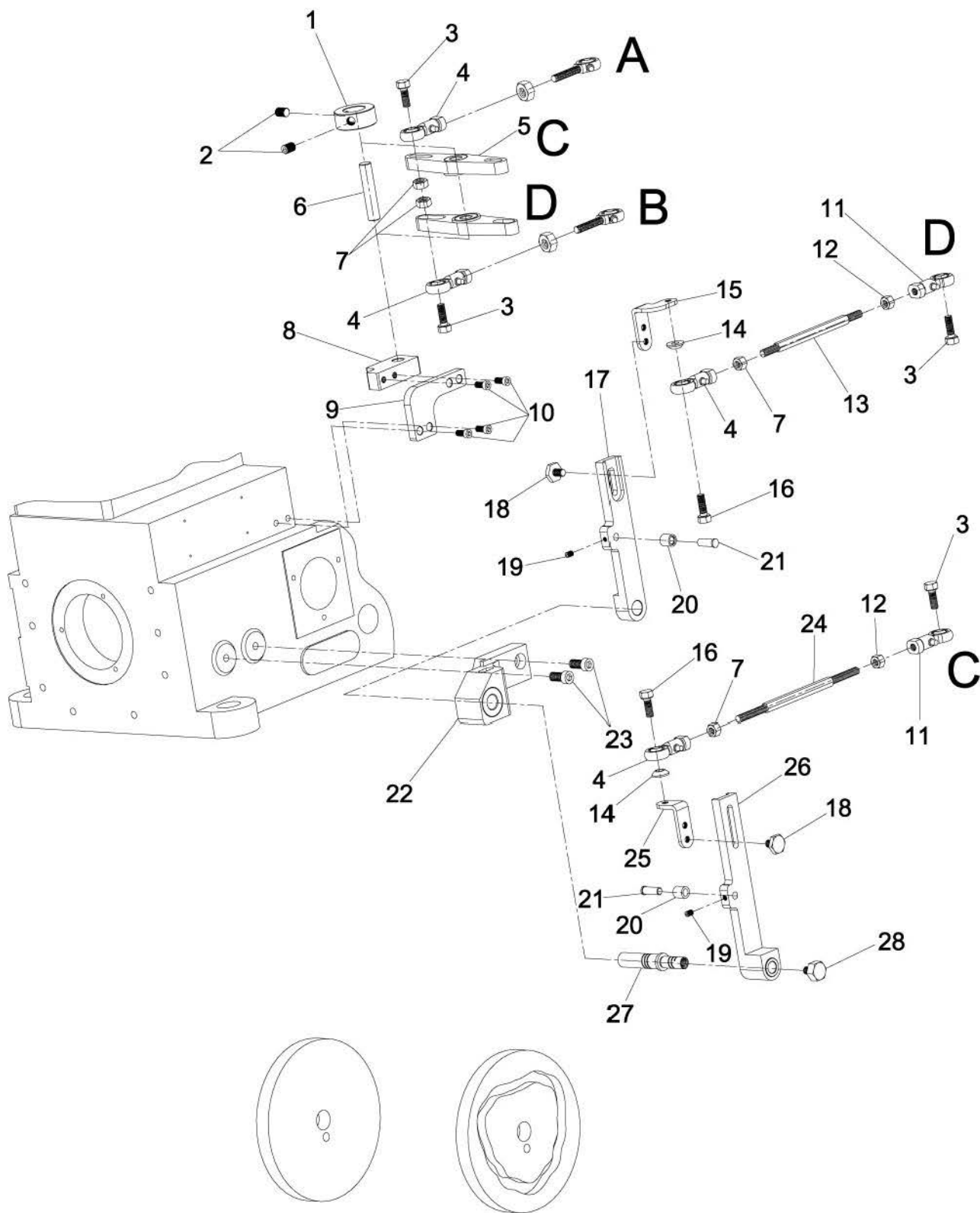
七：打缆部件<一> SMOCKING DEVICE<一>



七：打缆部件<一> SMOCKING DEVICE<一>

序号	物料编号	名称	单位用量
Ref.No.	Parts.No.	Description	Amt.Req.
1	W13-1	螺丝 SCREW <M4X0.7X8>	4
2	W13-2	孔塞 PLUG	1
3	W13-3	护盖 COVER	1
4	W13-4	油封 GASKET	1
5	W13-5	曲轴 CRANK SHAFT	1
6	W13-6	螺帽 NUT	1
7	W13-7	花盘	1
8	W13-8	花盘	1
9	W13-9	螺丝 SCREW <M6X1>	2
10	W13-10	定位环 COLLAR	1
11	W13-11	轴 SHAFT	1
12	W13-12	滚针轴承 NEEDLE BEARING	2
13	W13-13	垫片 WASHER	2
14	W13-14	止推轴承 THRUST BEARING	1
15	W13-15	定位环 COLLAR	2
16	W13-16	螺丝 SCREW <M5X0.8>	6
17	W13-17	齿轮 GEAR	1
18	W13-18	螺丝 SCREW <M6X1>	2
19	W13-19	齿轮 GEAR	1
20	W13-20	油镜 OIL WINDOW	1
21	W13-21	齿轮箱	1
22	W13-22	螺丝 SCREW <M6X1X75>	8
23	W13-23	轴套 BUSHING	1
24	W13-24	垫片 WASHER	1
25	W13-25	皮带轮 BELT COVER	1
26	W13-26	皮带盖 BELT COVER	1
27	W13-27	螺丝 SCREW <M4X0.7X35>	2

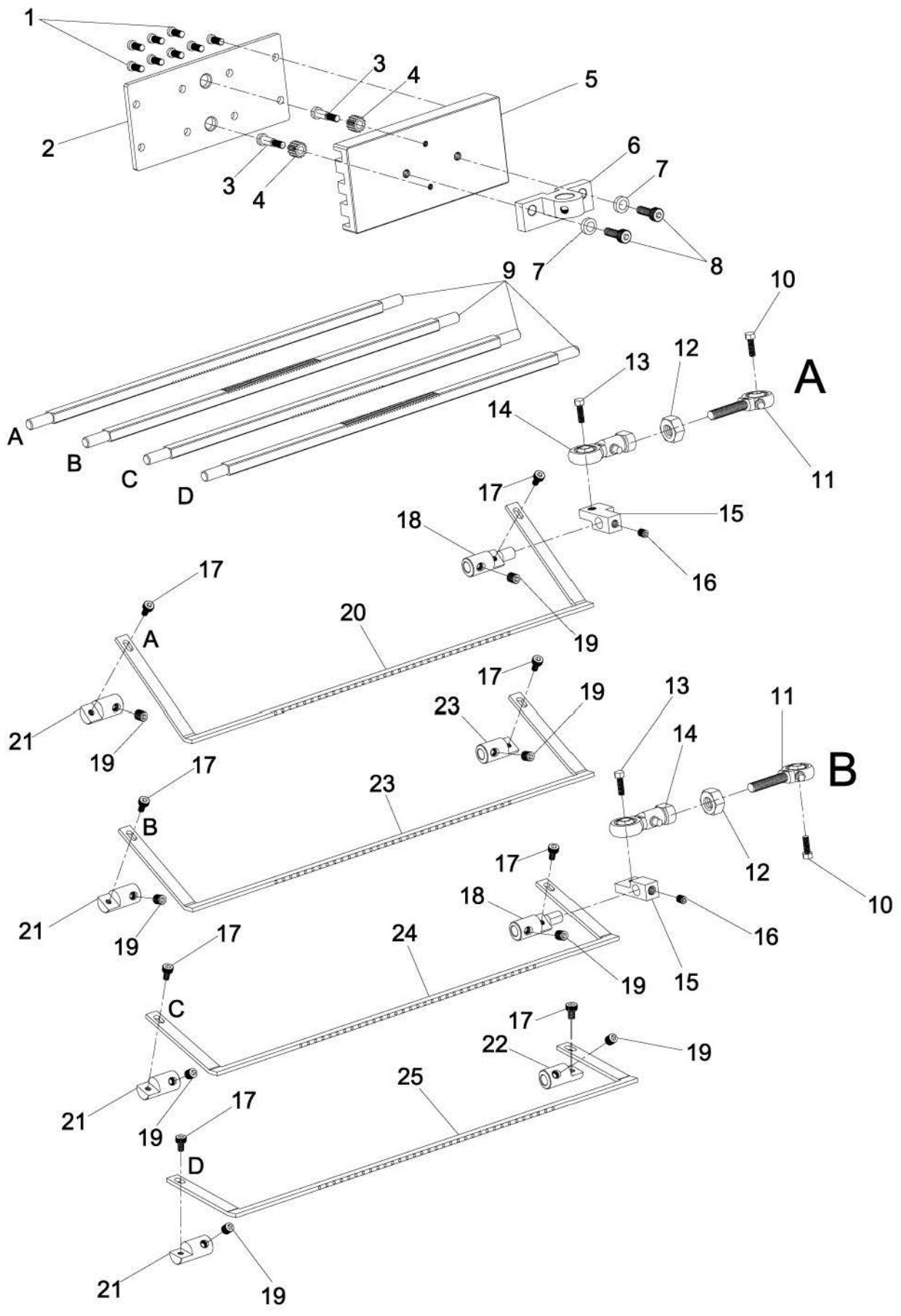
八：打缆部件<二> SMOCKING DEVICE<二>



八：打缆部件<二> SMOCKING DEVICE<二>

序号	物料编号	名称	单位用量
Ref.No.	Parts.No.	Description	Amt.Req.
1	W15-1	定位环 COLLAR	1
2	W15-2	螺丝 SCREW <M5X0.8>	2
3	W15-3	螺丝 SCREW <M5X0.8X17>	4
4	W15-4	万向轴承	2
5	W15-5	轴承座	2
6	W15-6	轴 SHAFT	1
7	W15-7	螺帽 NUT <反牙> <M5X0.8>	6
8	W15-8	轴承座支架	1
9	W15-9	轴承座支架	1
10	W15-10	螺丝 SCREW <M5X0.8X14>	4
11	W15-11	万向轴承	2
12	W15-12	螺帽 NUT <正牙> <M5X0.8>	2
13	W15-13	螺杆 STUD	1
14	W15-14	垫片 WASHER	2
15	W15-15	轴承座	1
16	W15-16	螺丝 SCREW <M5X0.8X15>	2
17	W15-17	摆动杆 SPREADER ARM	1
18	W15-18	螺丝 SCREW <M5X0.8X7>	2
19	W15-19	螺丝 SCREW <M4X0.7>	2
20	W15-20	垫圈 WASHER	2
21	W15-21	销 PIN	2
22	W15-22	花盘座	1
23	W15-23	螺丝 SCREW <M6X1X15>	2
24	W15-24	螺杆 STUD	1
25	W15-25	轴承座	1
26	W15-26	摆动杆 SPREADER ARM	1
27	W15-27	销 PIN	1
28	W15-28	螺丝 SCREW <M5X0.8X7>	1


九：打缆部件<三> SMOCKING DEVICE<三>



九：打缆部件<三> SMOCKING DEVICE<三>

序号	物料编号	名称	单位用量
Ref.No.	Parts.No.	Description	Amt.Req.
1	W17-1	螺丝 SCREW <M3.5X0.6X6>	8
2	W17-2	护盖 COVER	1
3	W17-3	螺丝 SCREW <M3.5X0.6X15>	2
4	W17-4	齿轮 GEAR	2
5	W17-5	滑道 GUIDEBLOCK	1
6	W17-6	固定座 BRACKET	1
7	W17-7	垫片 WASHER	2
8	W17-8	螺丝 SCREW <M4X0.7X12>	2
9	W17-9	驱动轴 LOOPER ROCKER STOPPER	4
10	W17-10	螺丝 SCREW <M5X0.8X17>	2
11	W17-11	万向轴承	2
12	W17-12	螺帽 NUT <正牙> <M5X0.8>	2
13	W17-13	螺丝 SCREW <M5X0.8X12>	2
14	W17-14	万向轴承	2
15	W17-15	轴承座	2
16	W17-16	螺丝 SCREW <M5X0.8>	2
17	W17-17	螺丝 SCREW <M3X0.6X5>	8
18	W17-18	轴套 BUSAING	2
19	W17-19	螺丝 SCREW <M4X0.7>	8
20	W17-20	打缆条A <12N,16N,25N,33N>	1
21	W17-21	轴套 BUSAING	4
22	W17-22	轴套 BUSAING	1
23	W17-23	打缆条B <12N,16N,25N,33N>	1
24	W17-24	打缆条C <12N,16N,25N,33N>	1
25	W17-25	打缆条D <12N,16N,25N,33N>	1

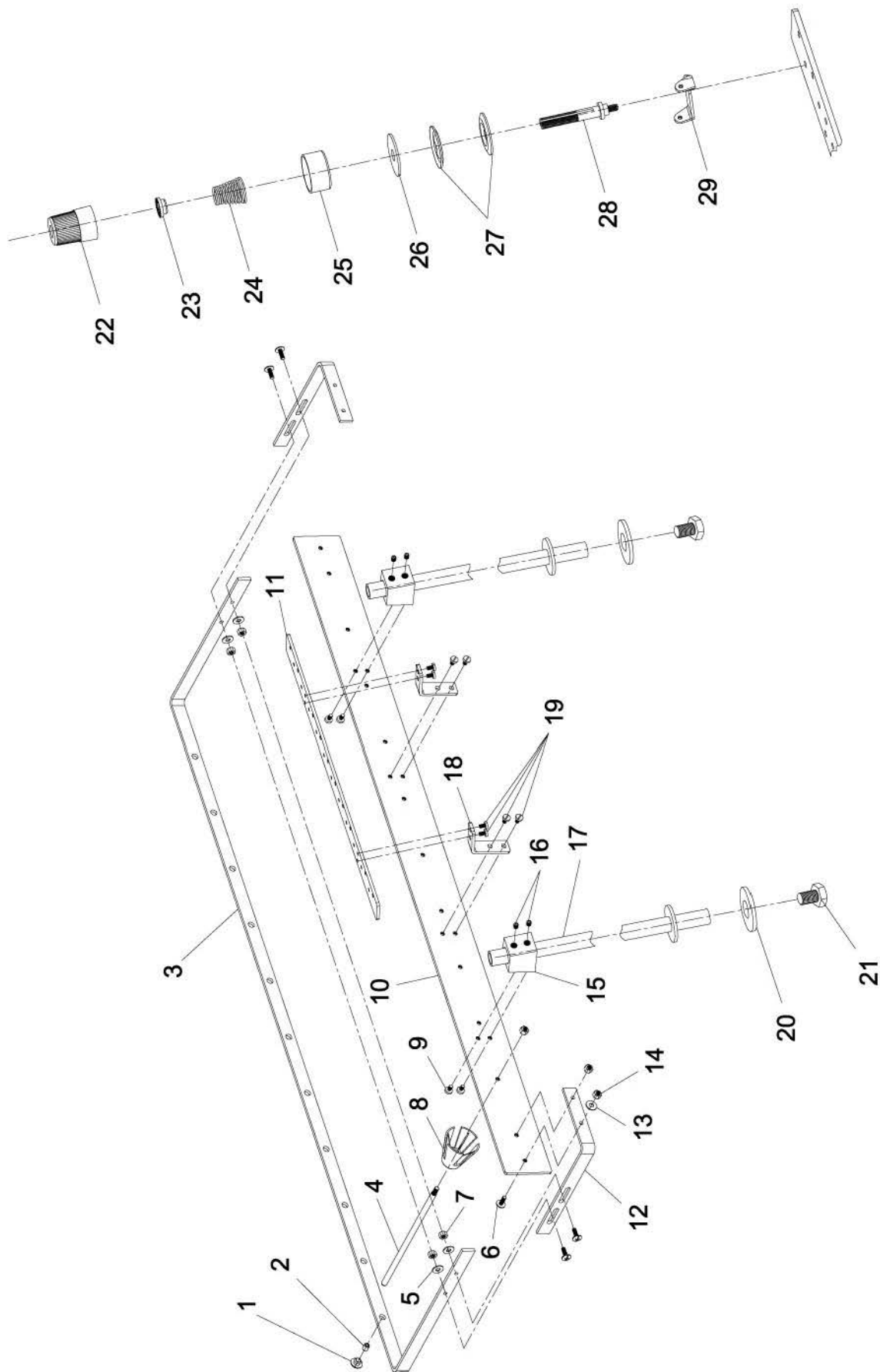
十：上拖轮组



十：上拖轮组

序号	物料编号	名称	单位用量
Ref.No.	Parts.No.	Description	Amt.Req.
1	W19-1	螺丝 SCREW <M5X0.8X25>	1
2	W19-2	垫片 WASHER	8
3	W19-3	螺丝 SCREW <M6X1X15>	1
4	W19-4	拉臂 UPPER PEED ROLLER ARM	1
5	W19-5	万向轴承	1
6	W19-6	螺帽 NUT <M5X0.8>	1
7	W19-7	螺帽 NUT <M5X0.8>	1
8	W19-8	螺杆	1
9	W19-9	螺帽 NUT <M5X0.8>	1
10	W19-10	连接杆	1
11	W19-11	拉臂 UPPER PEED ROLLER ARM	1
12	W19-12	螺丝 SCREW <M6X1X20>	1
13	W19-13	螺丝 SCREW <M6X1X8>	1
14	W19-14	万向轴承	1
15	W19-15	螺丝 SCREW <M5X0.8X15>	1
16	W19-16	螺丝 SCREW <M6X1X25>	2
17	W19-17	螺丝 SCREW <M4X0.7X12>	6
18	W19-18	拖轮支架 PULLERASM	1
19	W19-19	拖轮支架 PULLERASM	1
20	W19-20	拖轮支架 PULLERASM	1
21	W19-21	螺丝 SCREW <M6X1X15>	2
22	W19-22	上拖轮组 小<12N,16N> 大<25N,33N>	1

十一：线架分解图

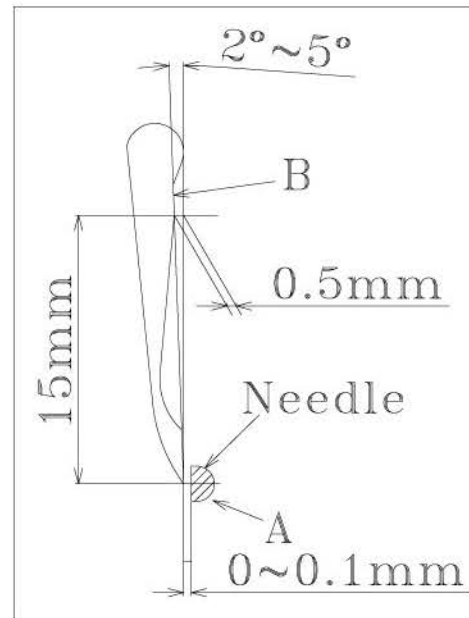


十一：线架分解图

序号	物料编号	名称	单位用量
Ref.No.	Parts.No.	Description	Amt.Req.
1	W21-1	垫圈 WASHER	11
2	W21-2	陶瓷	11
3	W21-3	导线架	1
4	W21-4	线柱	11
5	W21-5	垫片 WASHER	4
6	W21-6	螺丝 SCREW	6
7	W21-7	螺帽 NUT	4
8	W21-8	胶座	11
9	W21-9	螺丝 SCREW	4
10	W21-10	线柱固定板	1
11	W21-11	导线板	1
12	W21-12	导线架	2
13	W21-13	垫片 WASHER	2
14	W21-14	螺帽 NUT	4
15	W21-15	导线固定座	2
16	W21-16	螺丝 SCREW	4
17	W21-17	线架杆	2
18	W21-18	导线固定座	2
19	W21-19	螺丝 SCREW	8
20	W21-20	垫片 WASHER	2
21	W21-21	螺丝 SCREW	2
22	W21-22	张力调整螺帽	11
23	W21-23	套管	11
24	W21-24	弹簧	11
25	W21-25	弹簧座	11
26	W21-26	羊毛毡	11
27	W21-27	张力控制盘	22
28	W21-28	螺杆	11
29	W21-29	导线器	11

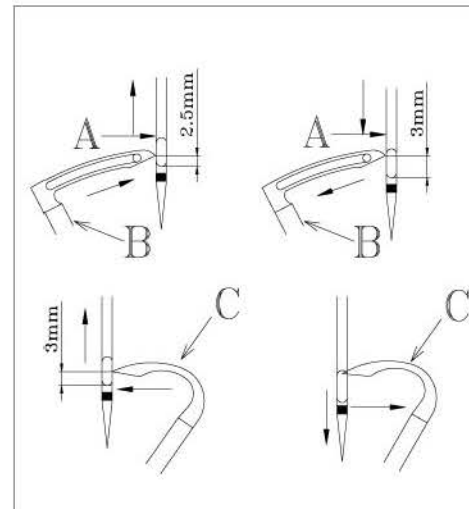
十二：针位调试图<一>

- 1.当勾针到达机针<A>一半时，勾针与机针<A>之间的距离为0~0.1mm，勾针应右倾斜 $2^{\circ}\sim 5^{\circ}$ ，适用于不同厚薄的布料和不同的线<PP线，橡筋线>.进行角度调整.请慎重调试.



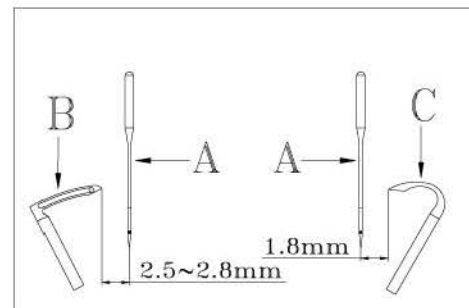
<图一>

- 2.①当机针<A>上升，勾针向前碰到机针<A>平口时，勾针应在机针<A>平口一半的距离为2.5mm.当机针<A>下降，勾针向后退出平口时，勾针应在平口的上端为3mm.
②当机针<A>上升，勾针<C>向后到达机针<A>平口时，勾针<C>应在机针<A>平口3mm处.当机针<A>下降，勾针<C>向前退出平口时，勾针<C>应在平口的最上端为3mm~3.5mm.



<图二>

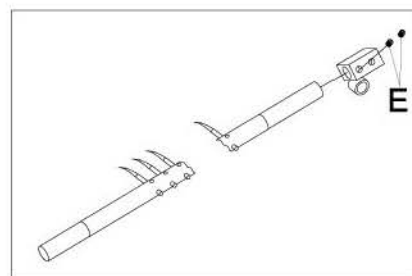
- 3.当机针<A>最底点，勾针 最后面时，勾针与机针<A>之间的相互距离应为2.5mm~2.8mm，当机针<A>最底点，勾针<C>最前面时，勾针<C>与机针<A>之间的相互距离应为1.5mm~1.8mm.



<图三>

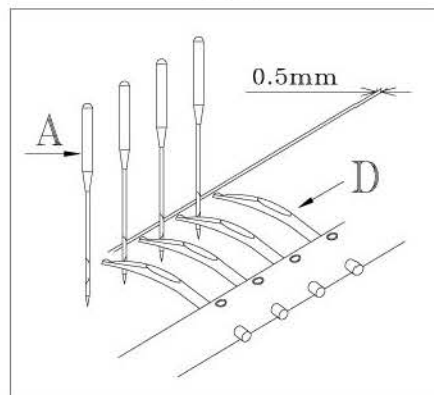
十三：针位调试图<二>

4. 调动整组拨线针，松开螺丝<E>，可使拨线针向左、向右、向上、向下，四个方向调整，请参照图<六>，慎重调试。



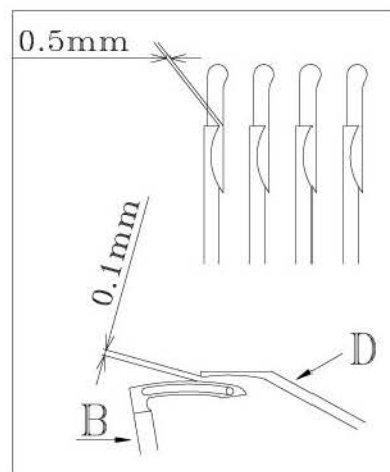
<图四>

5. 当机针<A>和拨线针<D>对齐时，机针<A>和拨线针<D>之间的距离应为0.5mm~0.8mm，适用于不同厚薄的布料，进行调整，请慎重调试，负责将引起跳针。



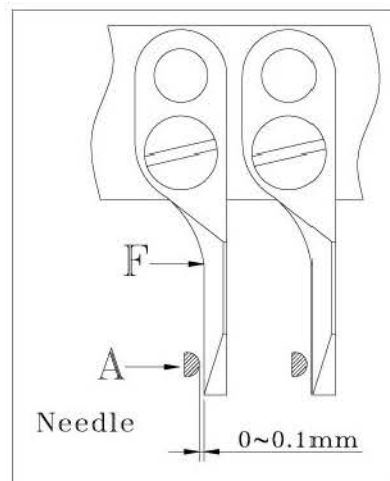
<图五>

6. 当拨线针<D>到达勾针最左边，拨线针<D>与勾针之间的左右距离为0.5mm，拨线针<D>与勾针之间的上下距离为0.1mm。请参照图<四>。慎重调试，负责将引起跳针。



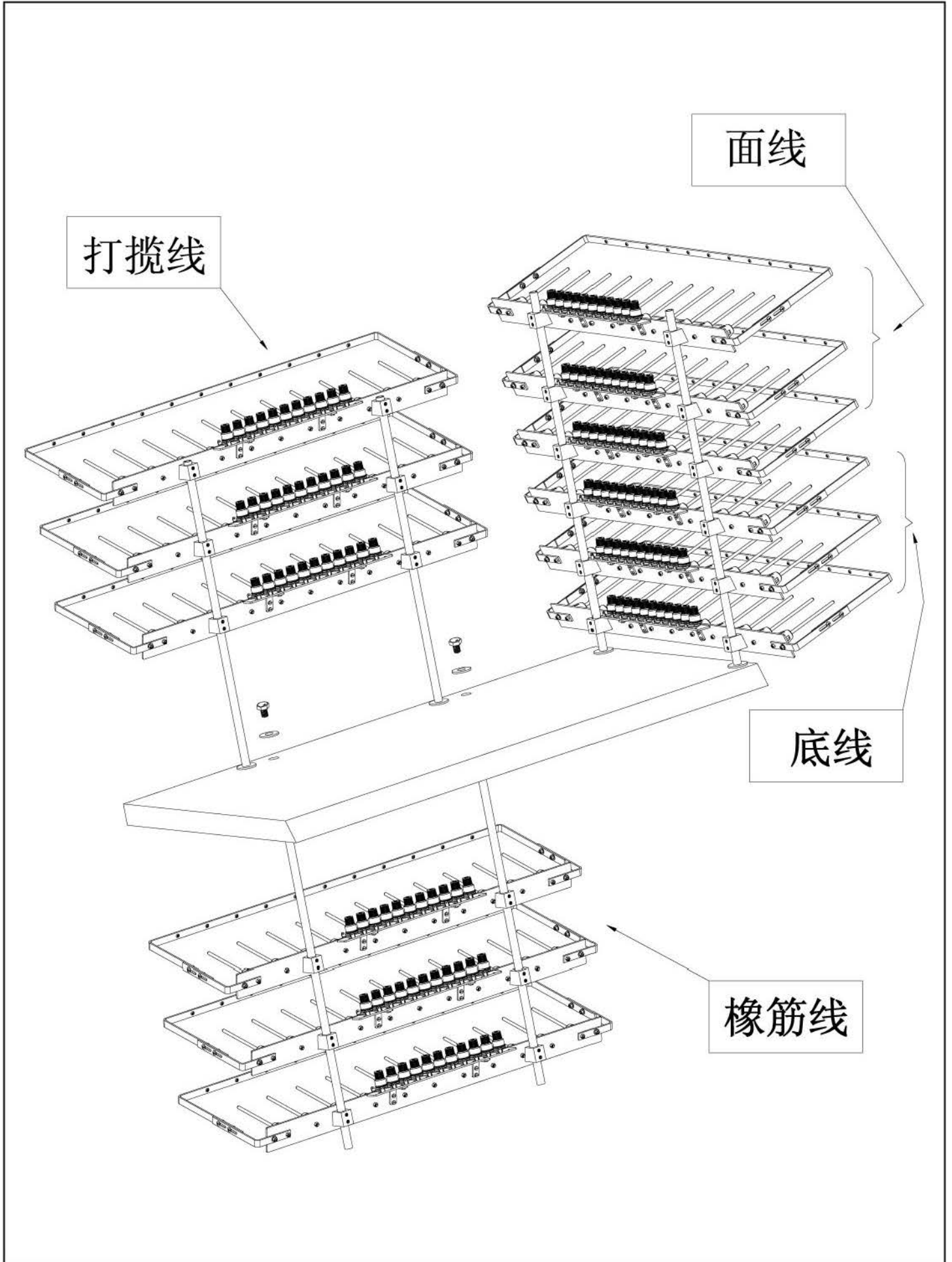
<图六>

7. 当机针<A>最底点护针片<F>与机针<A>之间的距离应为0~0.1mm，可有效保护机针<A>，使机针<A>不易损坏，延长使用时间。

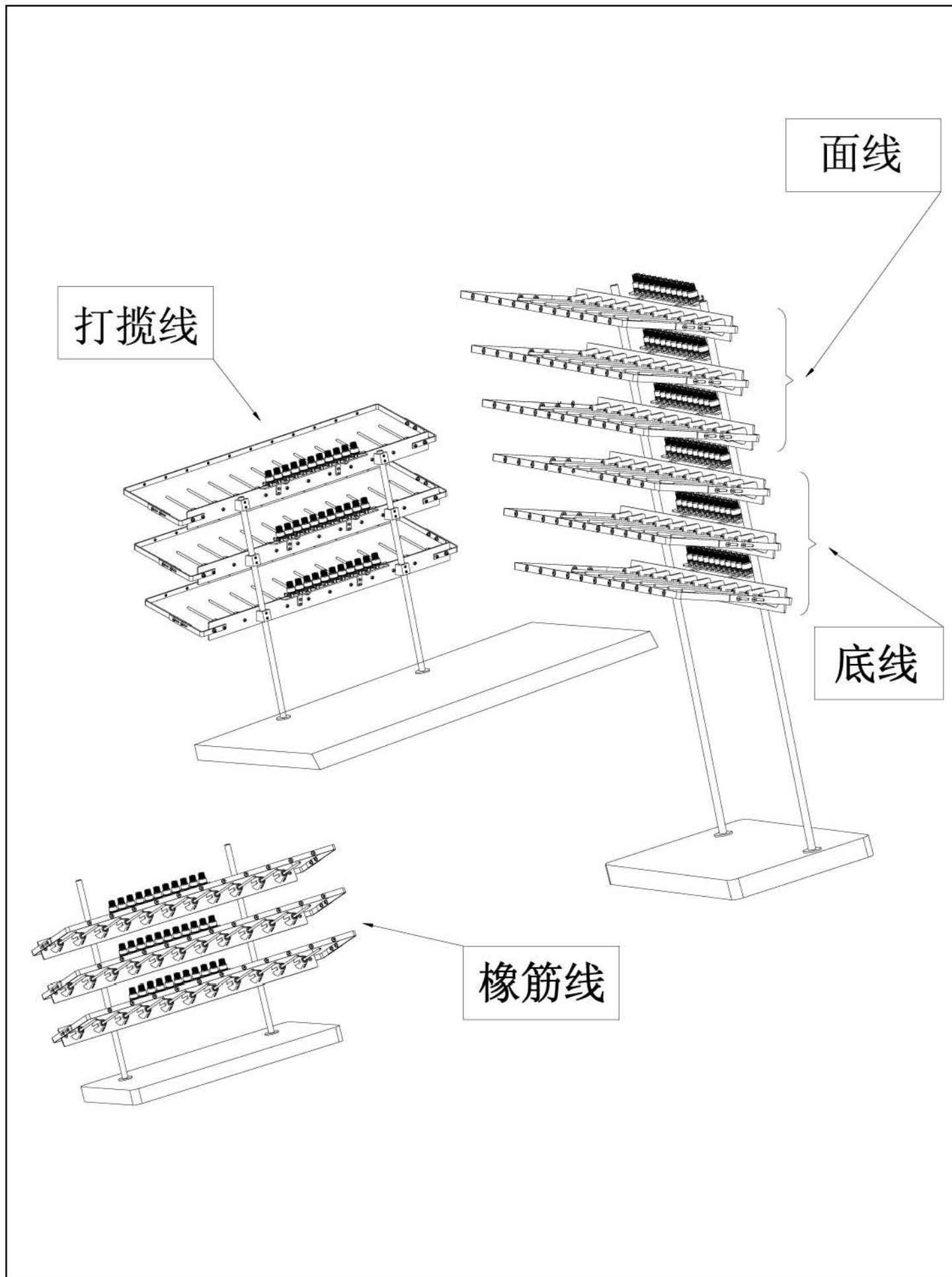


<图七>

十四：线架图<一>



十五：线架图<二>



十六：线架用量图<一>

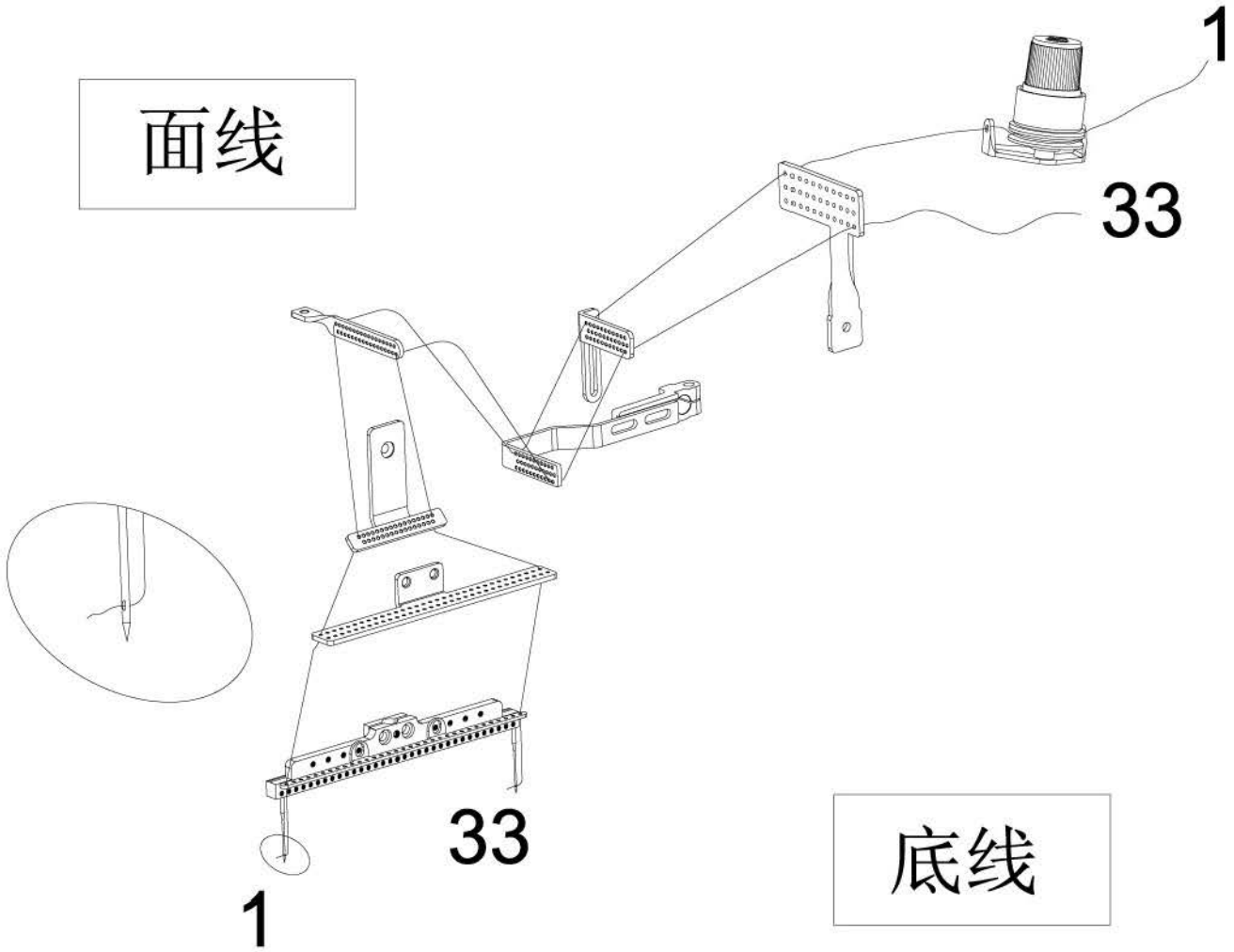
规格	机型	面线<红色>	底线<绿色>	橡筋线	打揽线
33N 3/16	P	3	3		
25N 1/4					
33N 3/16	PQ2	3		3	
25N 1/4					
33N 3/16	PQ2R	3			3
25N 1/4					
33N 3/16	PQS	3			
25N 1/4					
33N 3/16	PQSM	3			3
25N 1/4					
33N 3/16	PSM	3	3		3
25N 1/4					
33N 3/16	PSSM	3		3	3
25N 1/4					
33N 3/16	PQT	3		3	
25N 1/4					
33N 3/16	PQTM	3		3	3
25N 1/4					
33N 3/16	PQ3	3	3	3	
25N 1/4					
33N 3/16	PQ3M	3	3	3	3
25N 1/4					
33N 3/16	PTV	3	3		
25N 1/4					
33N 3/16	PSM+PTV	3	3		3
25N 1/4					
33N 3/16	PSTM	3	3		
25N 1/4					

十七：线架用量图<二>

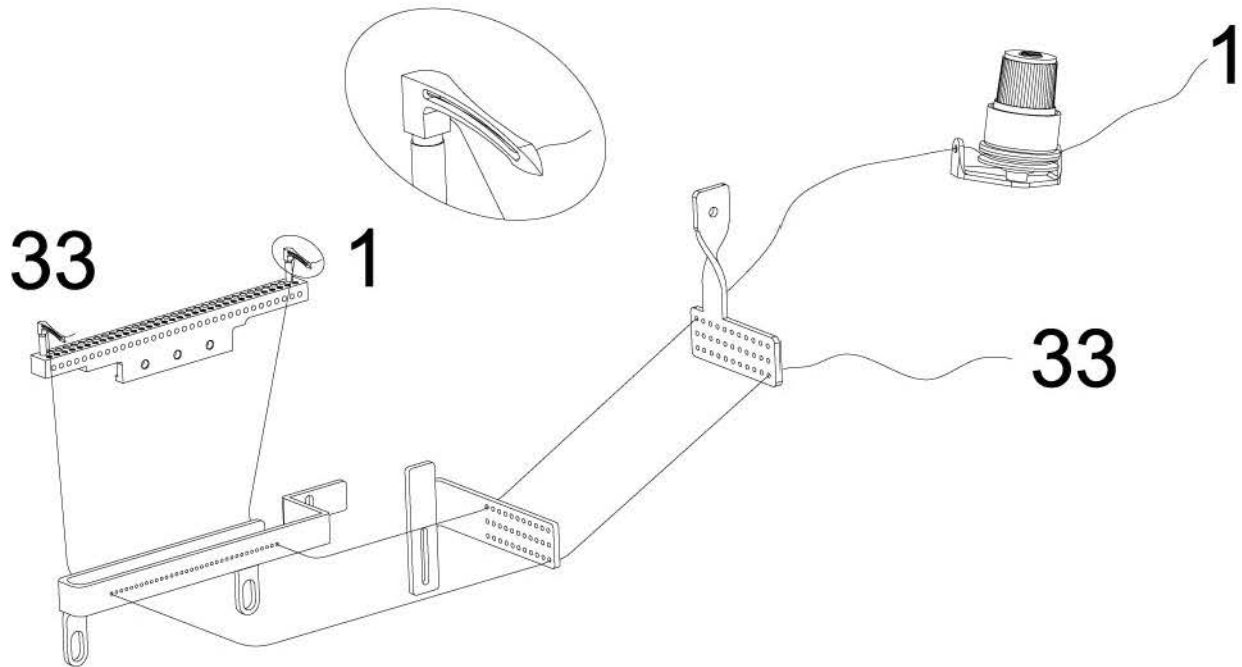
规格	机型	面线<红色>	底线<绿色>	橡筋线	打揽线
16N 3/16	P	2	2		
12N 1/4					
16N 3/16	PQ2	2		2	
12N 1/4					
16N 3/16	PQ2R	2			2
12N 1/4					
16N 3/16	PQS	2			
12N 1/4					
16N 3/16	PQSM	2			2
12N 1/4					
16N 3/16	PSM	2	2		2
12N 1/4					
16N 3/16	PSSM	2		2	2
12N 1/4					
16N 3/16	PQT	2		2	
12N 1/4					
16N 3/16	PQTM	2		2	2
12N 1/4					
16N 3/16	PQ3	2	2	2	
12N 1/4					
16N 3/16	PQ3M	2	2	2	2
12N 1/4					
16N 3/16	PTV	2	2		
12N 1/4					
16N 3/16	PSM+PTV	2	2		2
12N 1/4					
16N 3/16	PSTM	2	2		
12N 1/4					

十八：线路图<一>

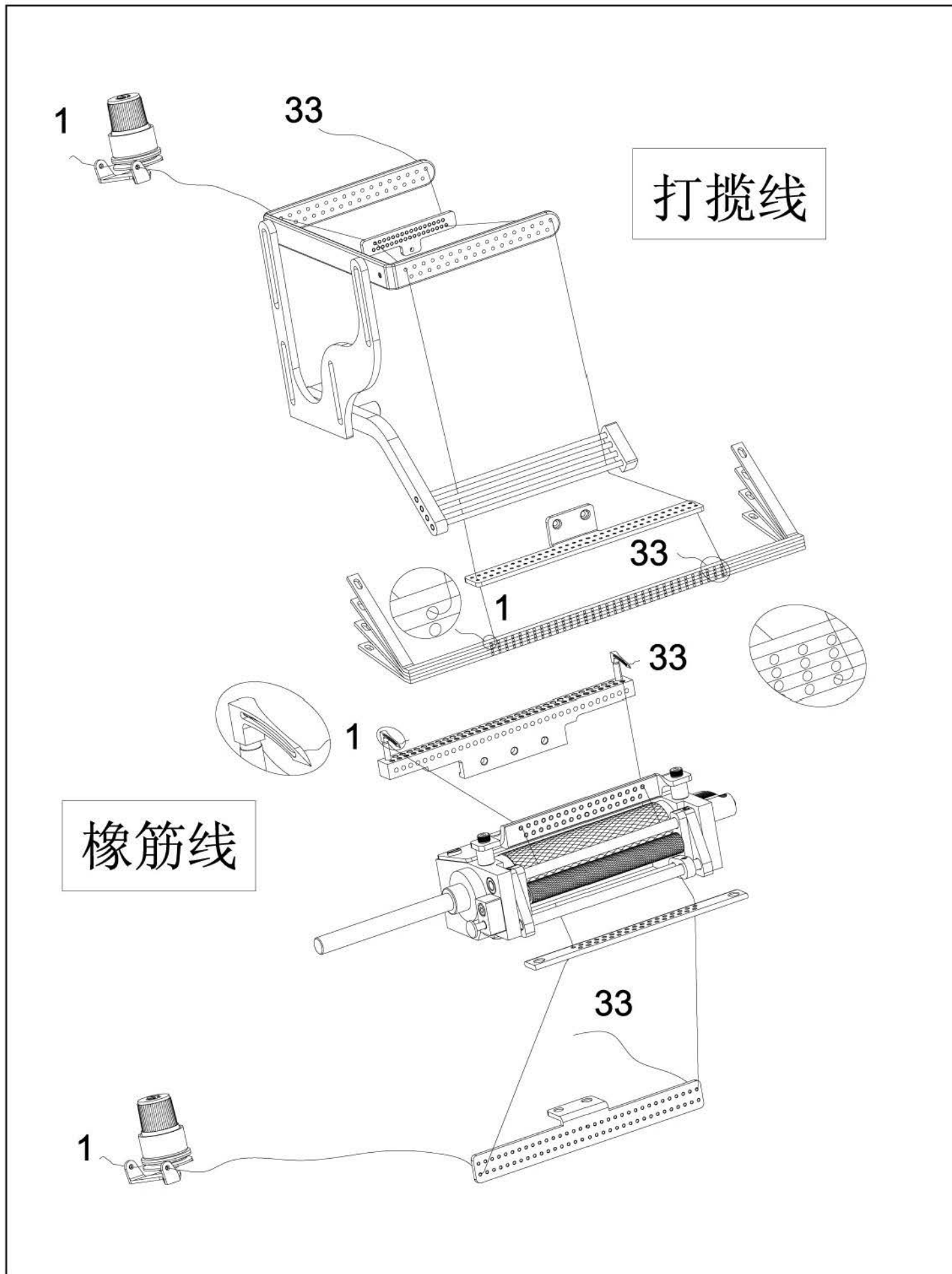
面线



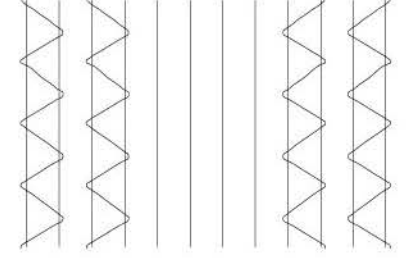
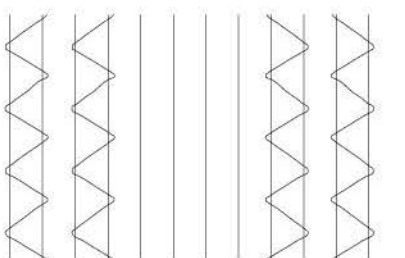
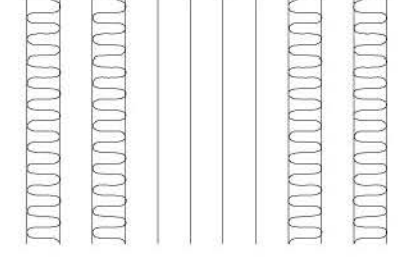
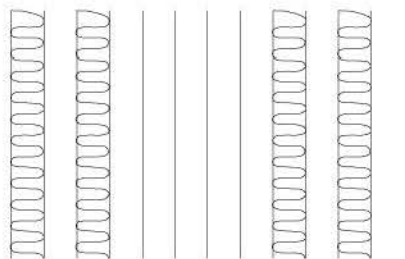
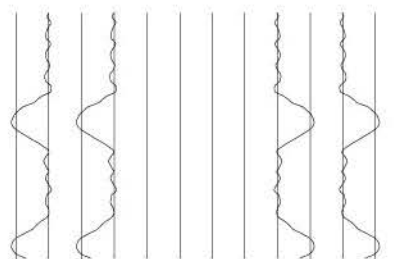
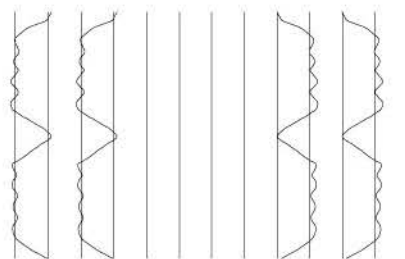
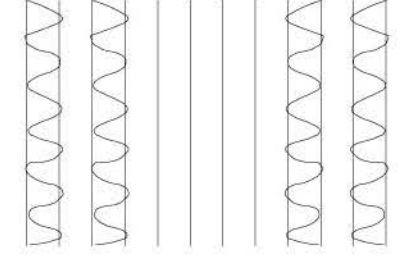
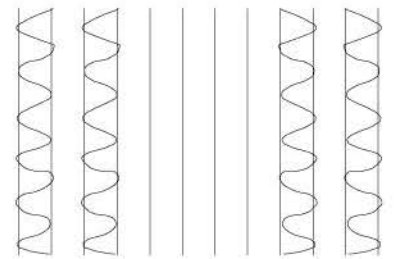
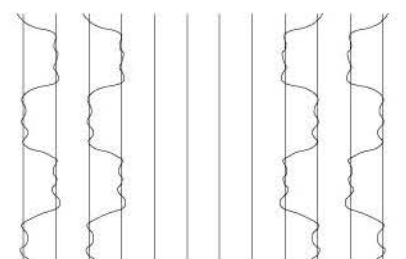
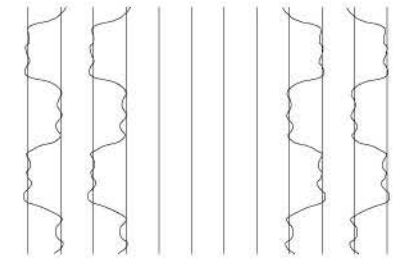
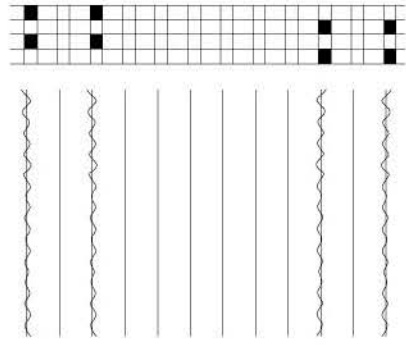
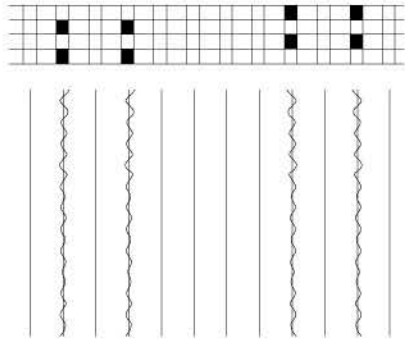
底线



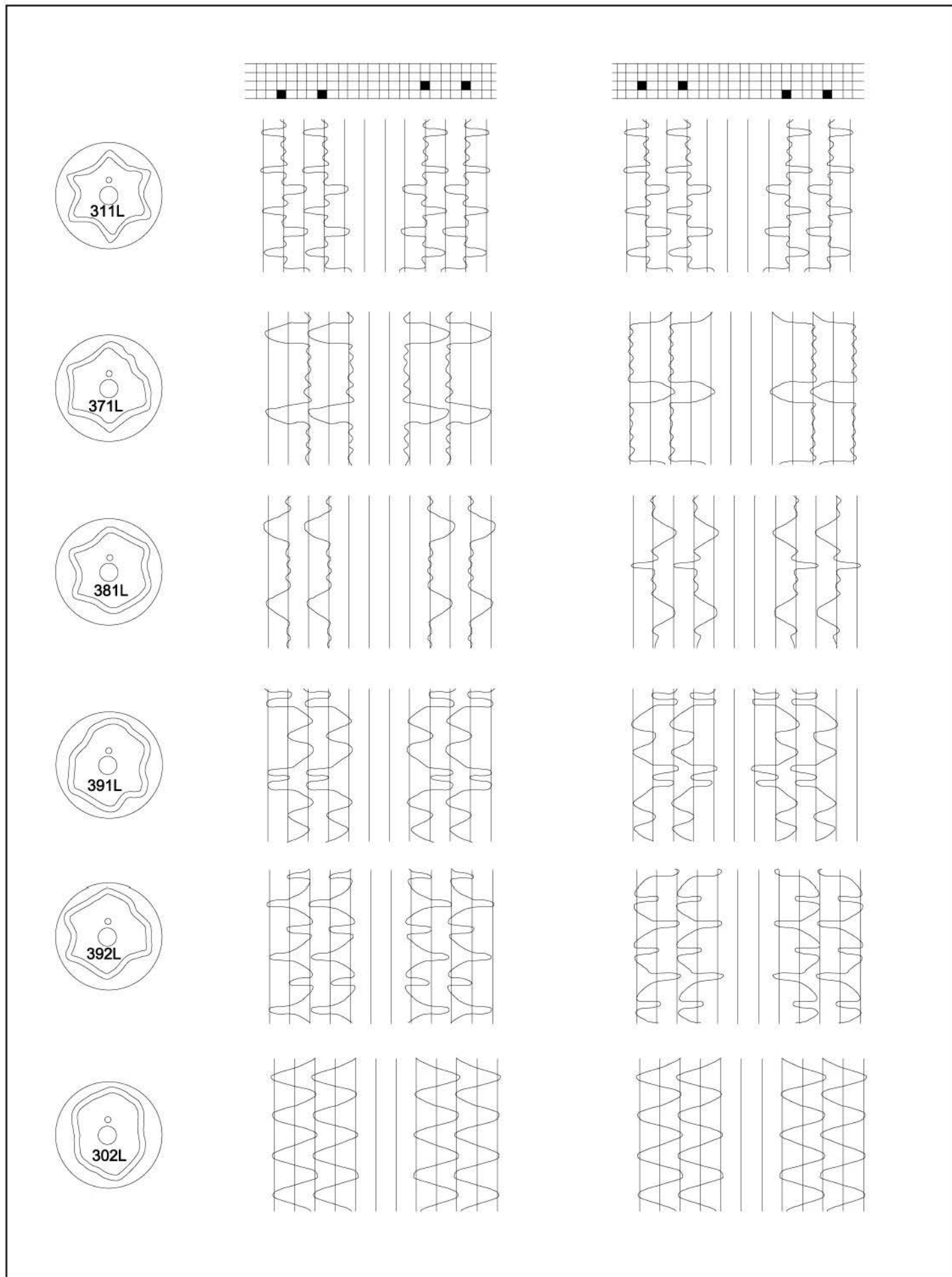
十九：线路图<二>



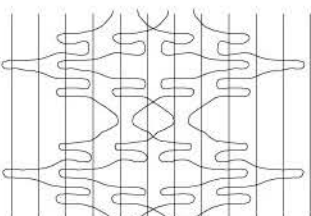
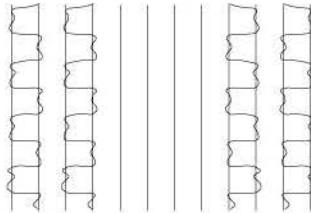
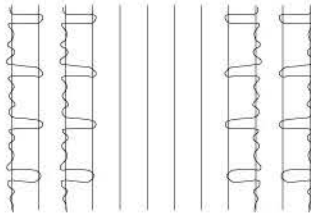
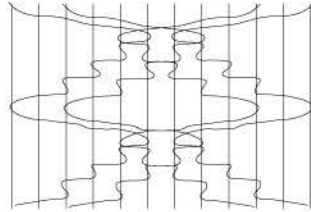
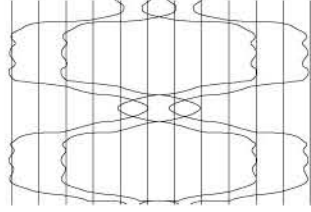
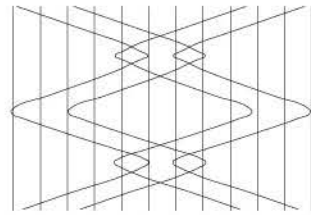

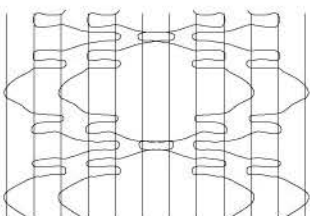

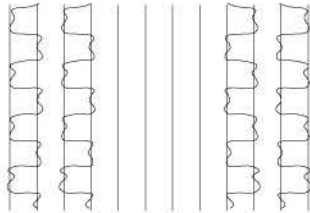
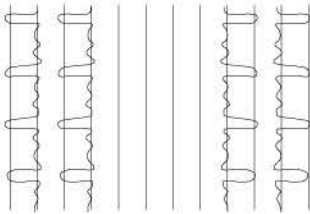
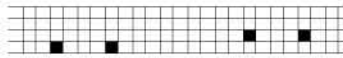
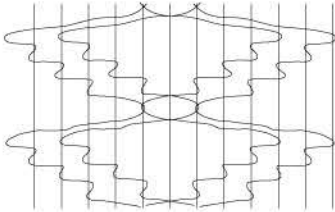
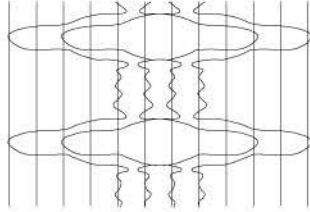
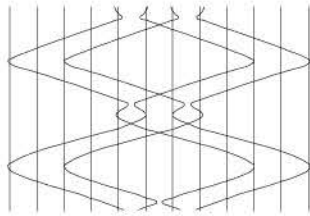
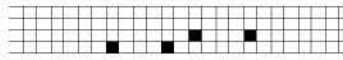
二十：花样示意图<一>



二十一：花样示意图<二>



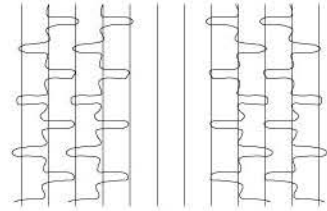
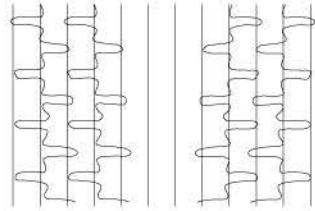
二十二：花样示意图<三>



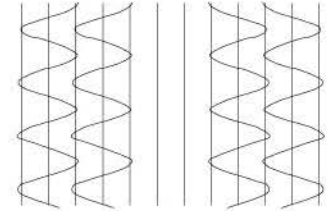
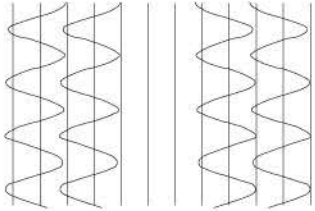
二十三：花样示意图<四>




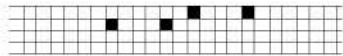
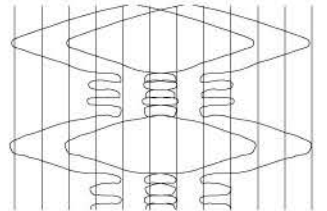
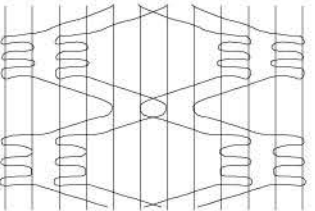
311R



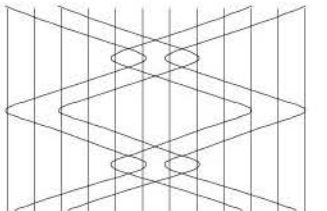
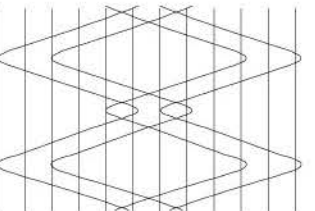
302R




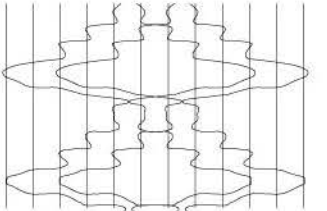
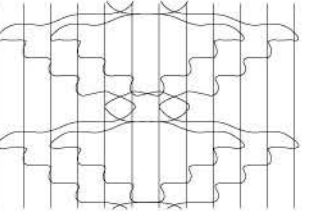
545R



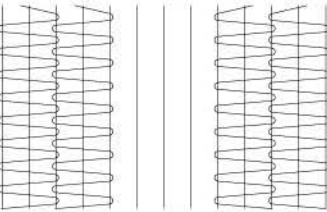
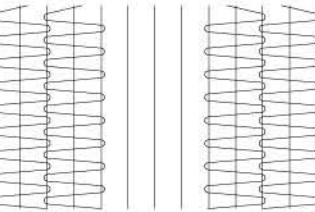
602R



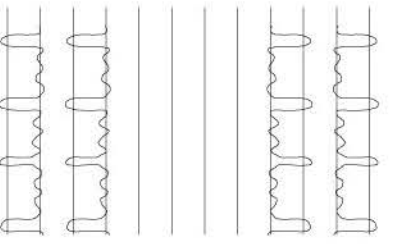

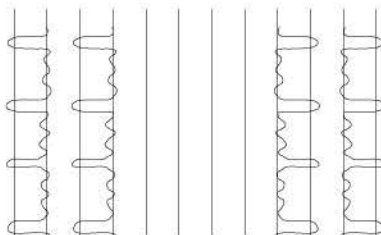

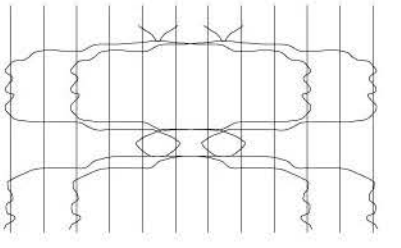
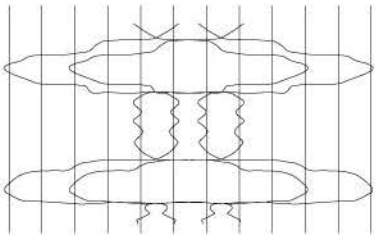
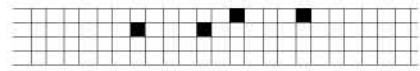
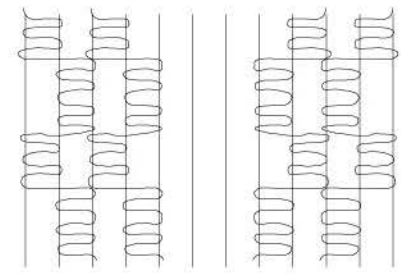
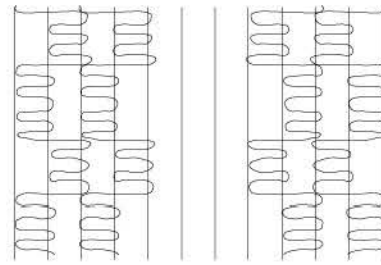
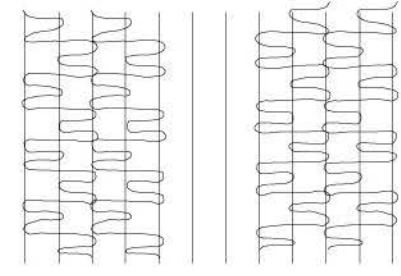
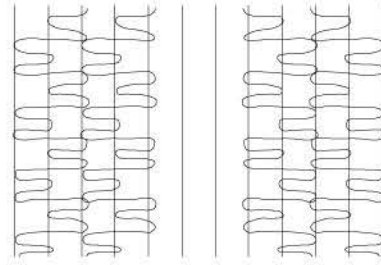
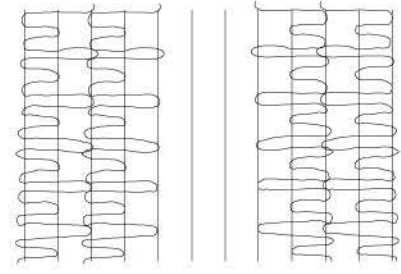

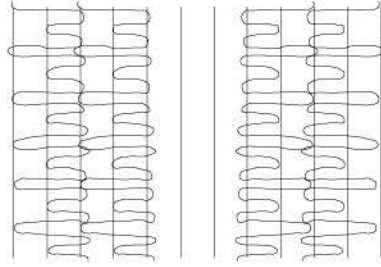

674R



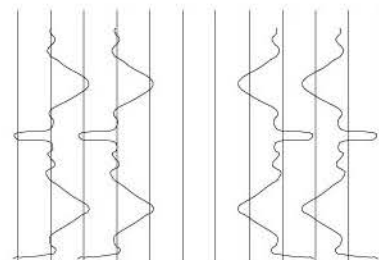
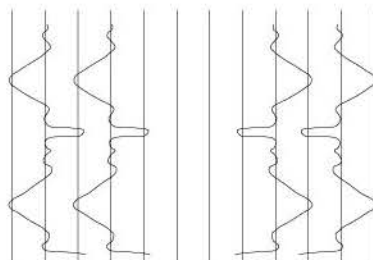
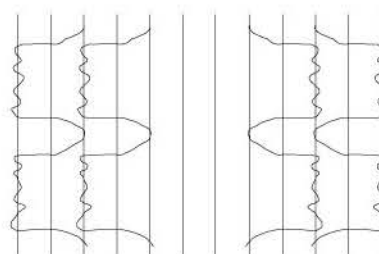
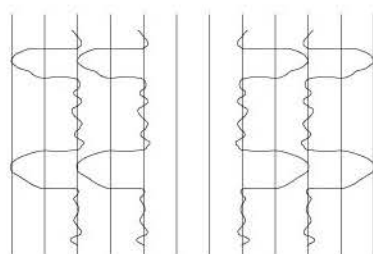
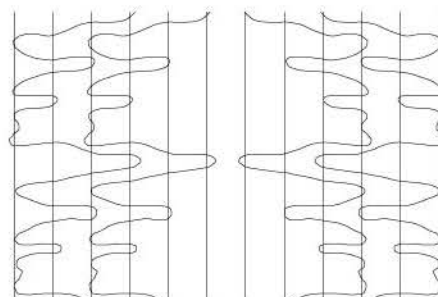
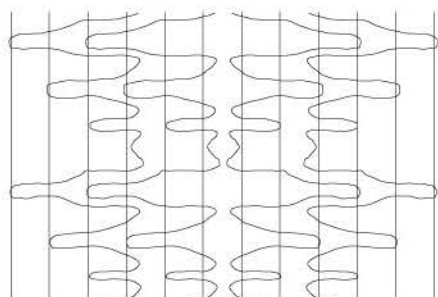
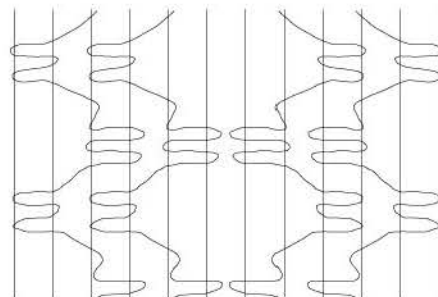
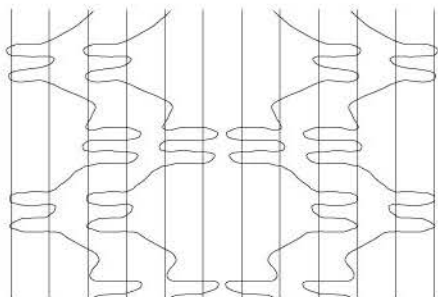

301



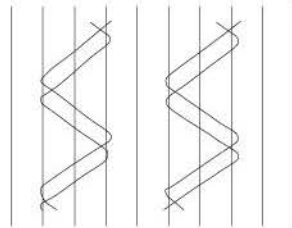
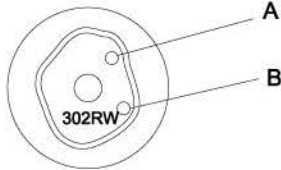
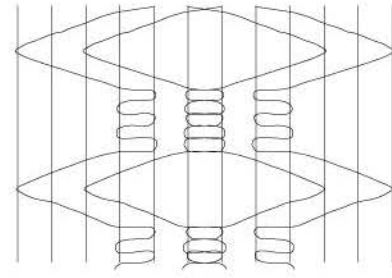
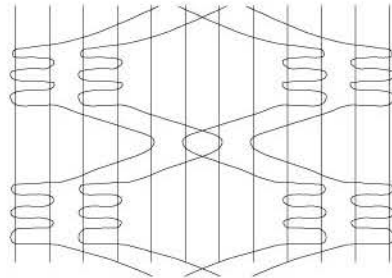
二十四：花样示意图<五>



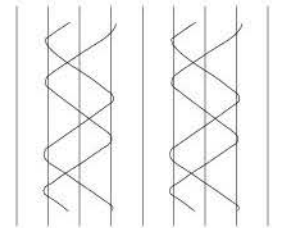
二十五：花样示意图<六>



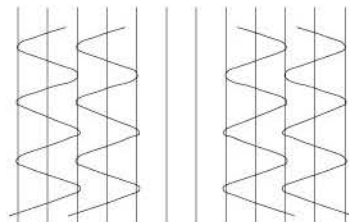

二十六：花样示意图<七>



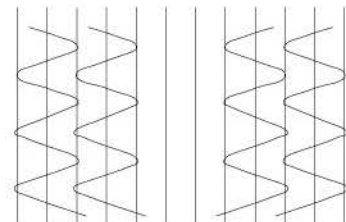

Using the hole A



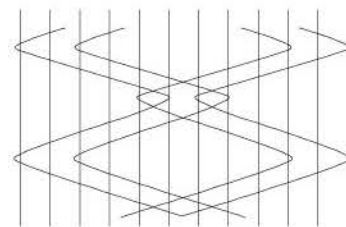
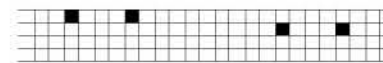
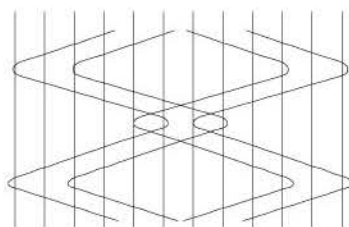
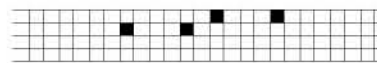
Hole B



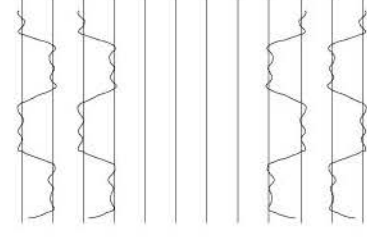
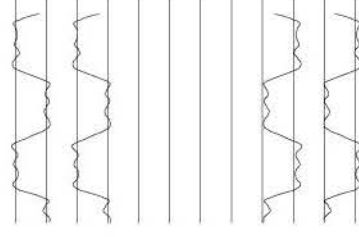
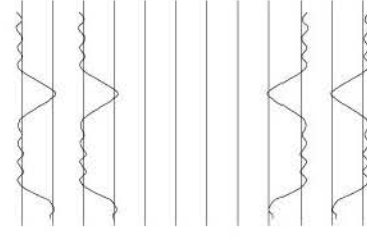
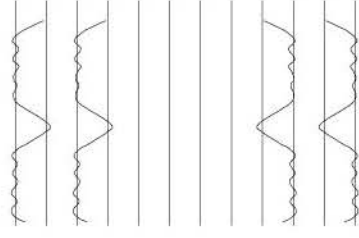
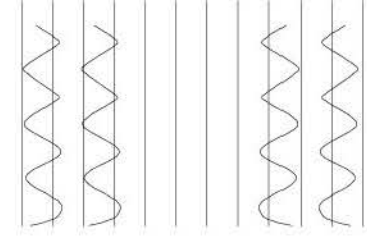
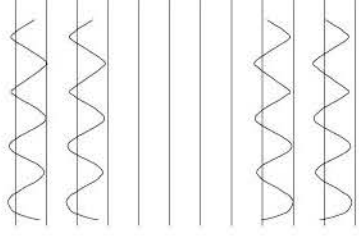
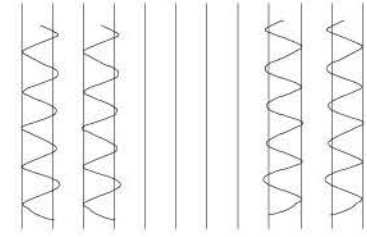
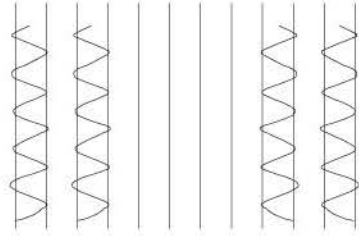


Using the hole A



Hole B

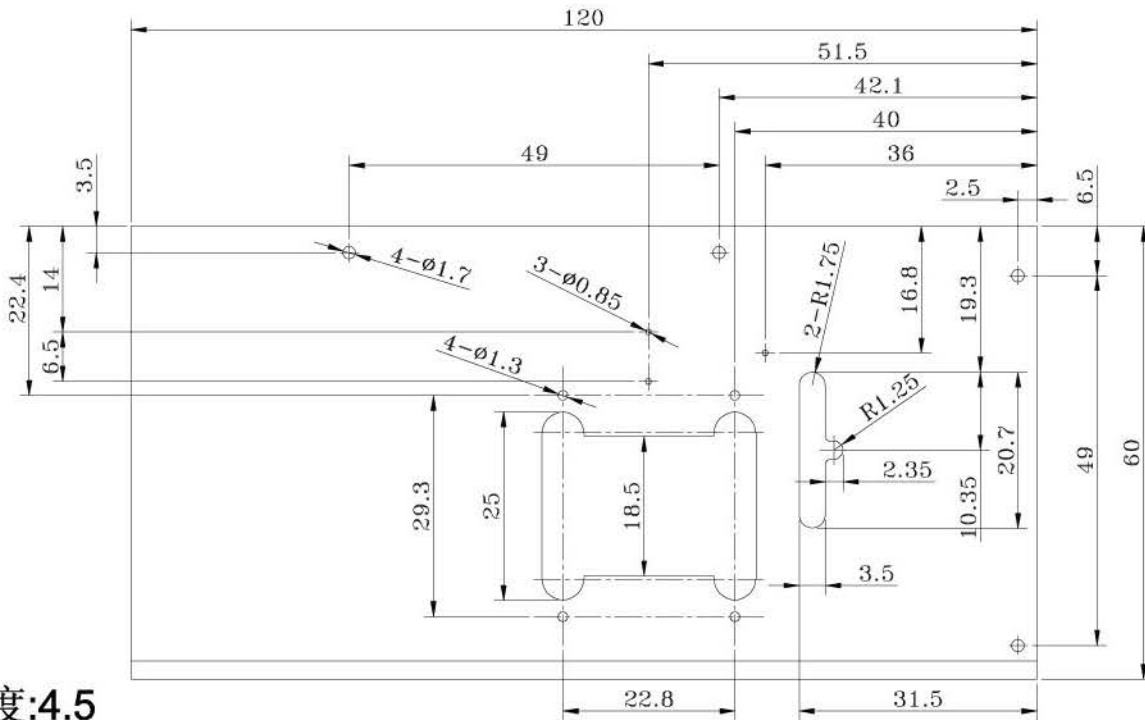


二十七：花样示意图<八>



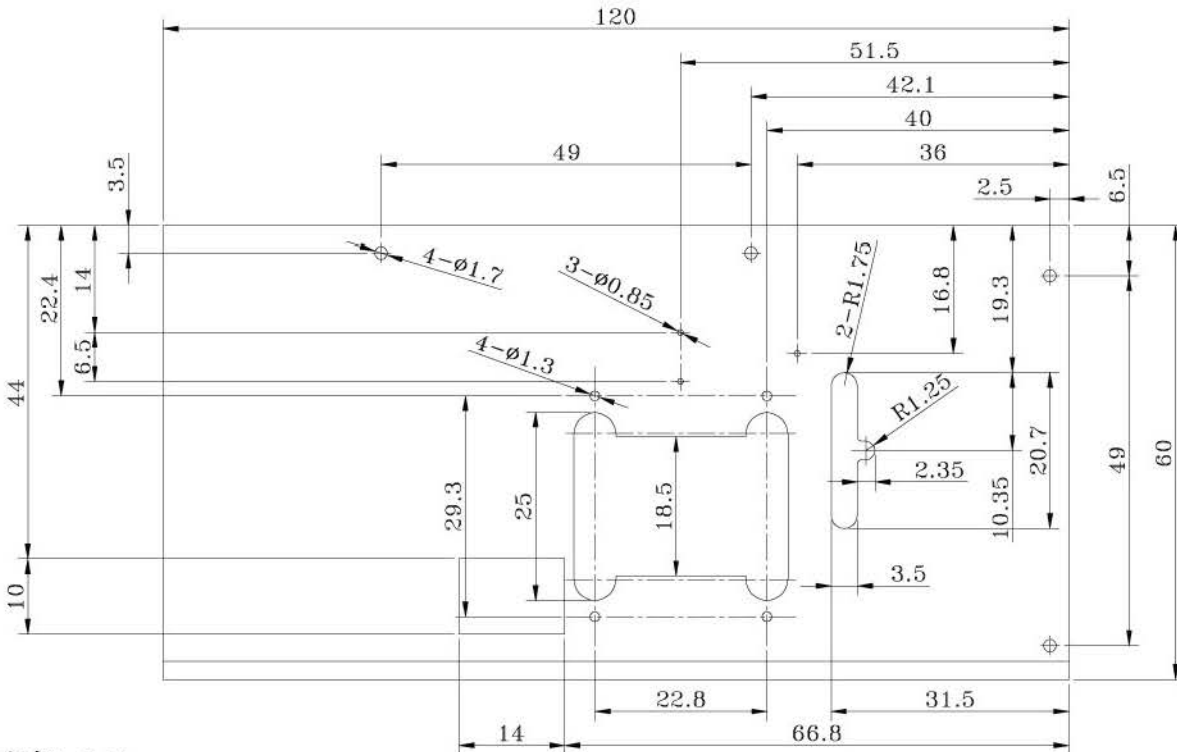
二十九：台板图<二>

WX-008 (3号) (适用机型: PSM, PQSM)



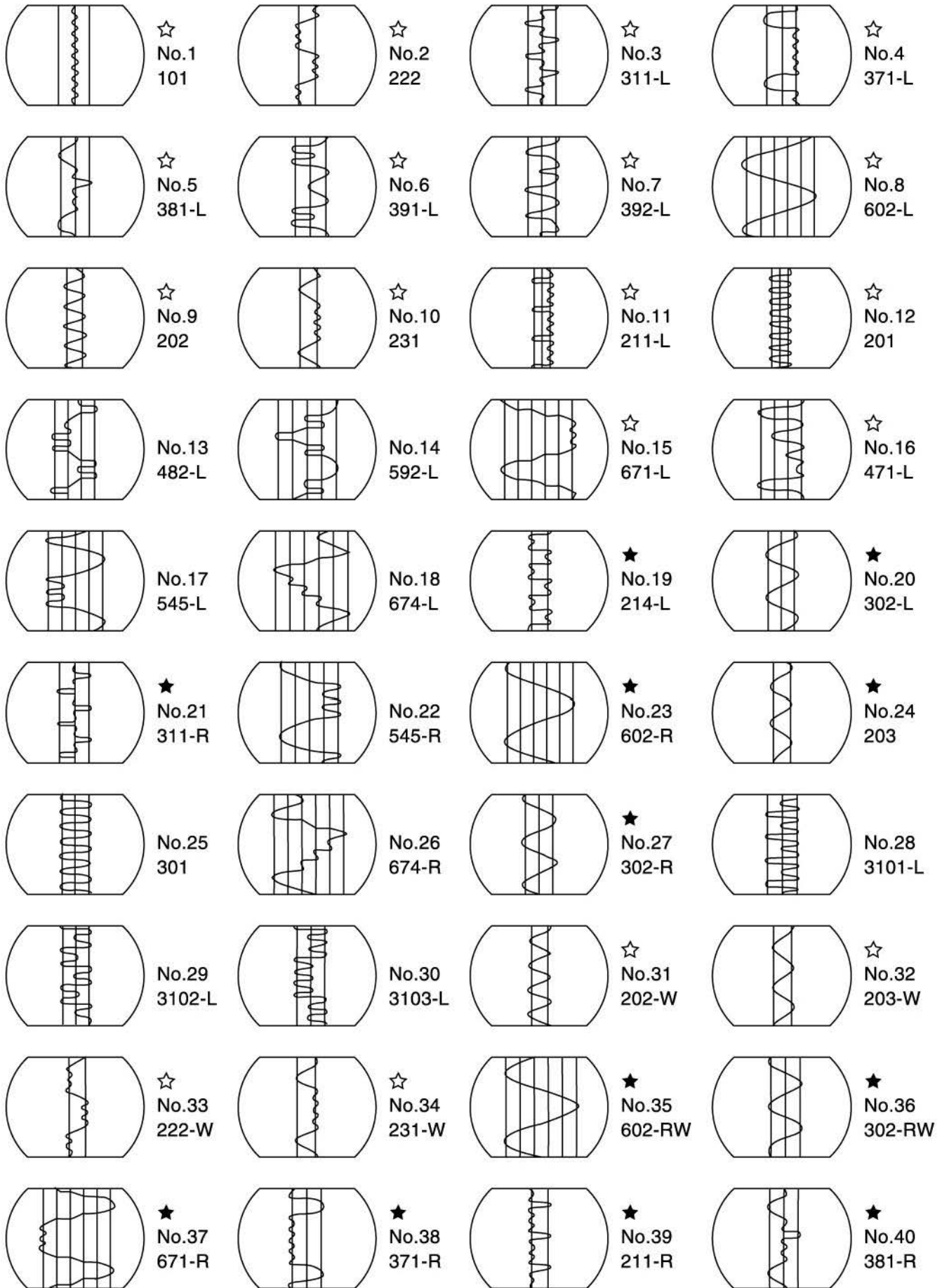
厚度:4.5
单位: CM

WX-008 (4号) (适用机型: PSSM, PQ3M, PQTM)

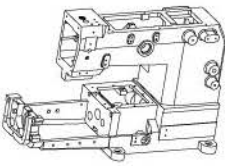
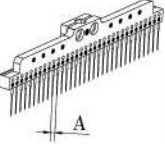
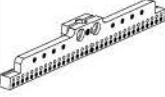









厚度:4.5
单位: CM

三十：打揽花型线迹示意图CAMS STITCH DIAGRAW



二十八：规格件表 CONVERSION CHART

									
MODE	SUB-NEEDLE CLASS GAUGE	NEEDLE HOLDER	NEEDLE PLATE	FEED DOG	PRESSER FOOT	PETAINER HOLDER	LOOPER	NEEDLE GUARD	LOOPER HOLDER
机型	规格 针距	针座	针板	送具	压脚	拔线轴	勾针	护针片	勾针座
WX008-25	064P 1/4	W03-11-25	W01-13-25	W03-31-25	W03-29-25	W03-40-25	W03-32-25	W03-34-25	W03-36-25
WX008-33	048P 3/16	W03-11-33	W01-13-33	W03-31-33	W03-29-33	W03-40-33	W03-32-33	W03-34-33	W03-36-33

42



VC008

高林股份有限公司 KAULIN MFG. CO., LTD.