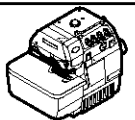































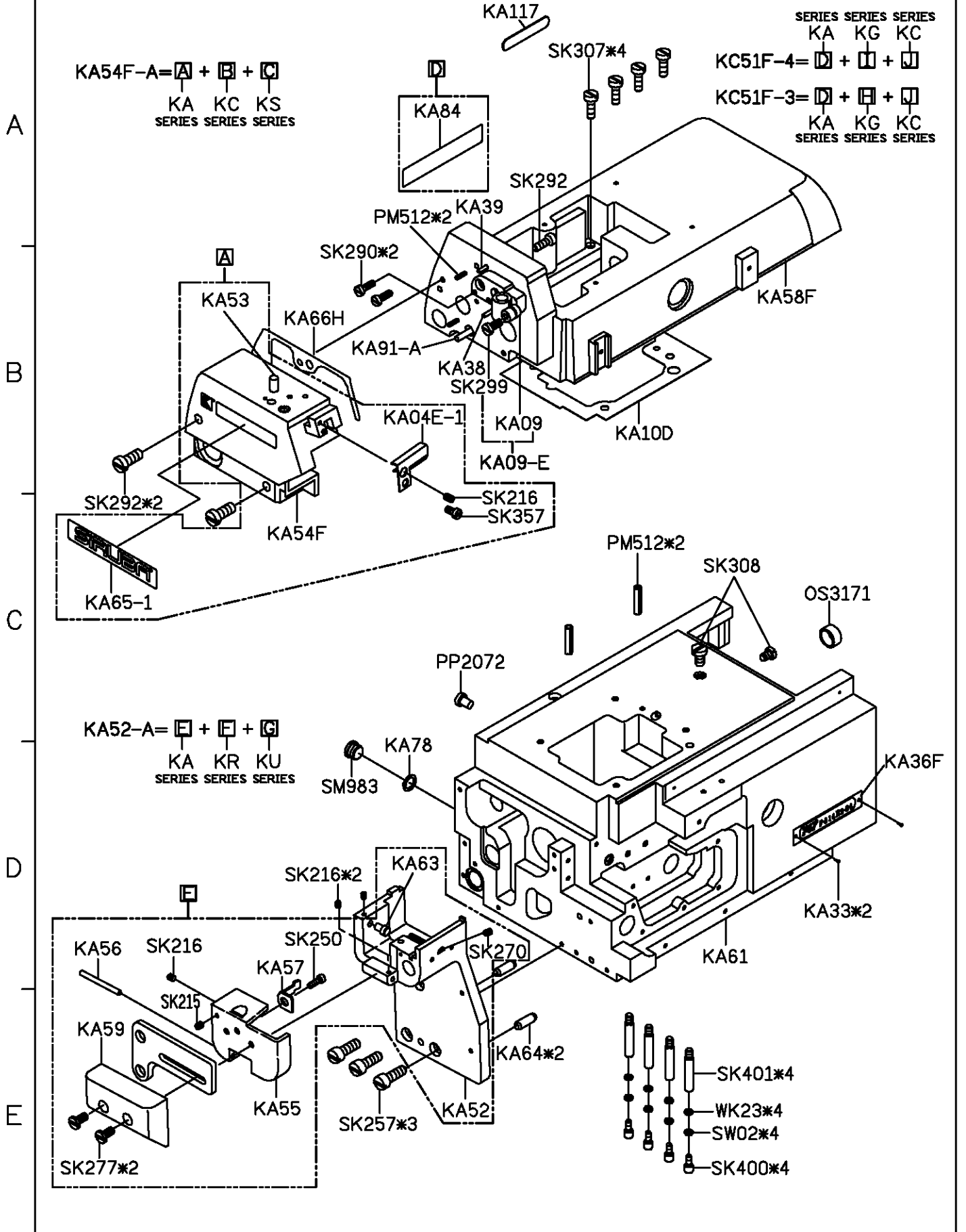
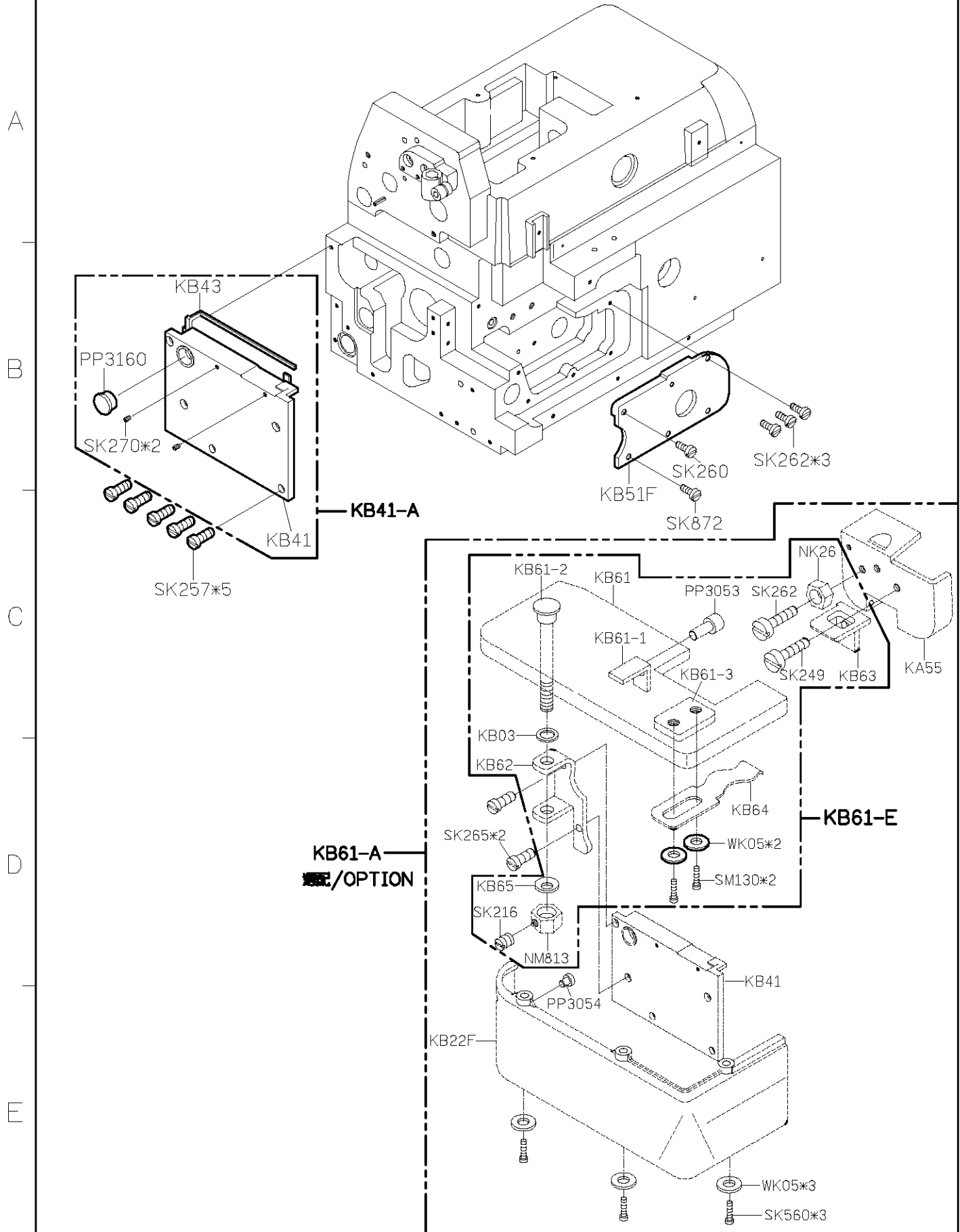


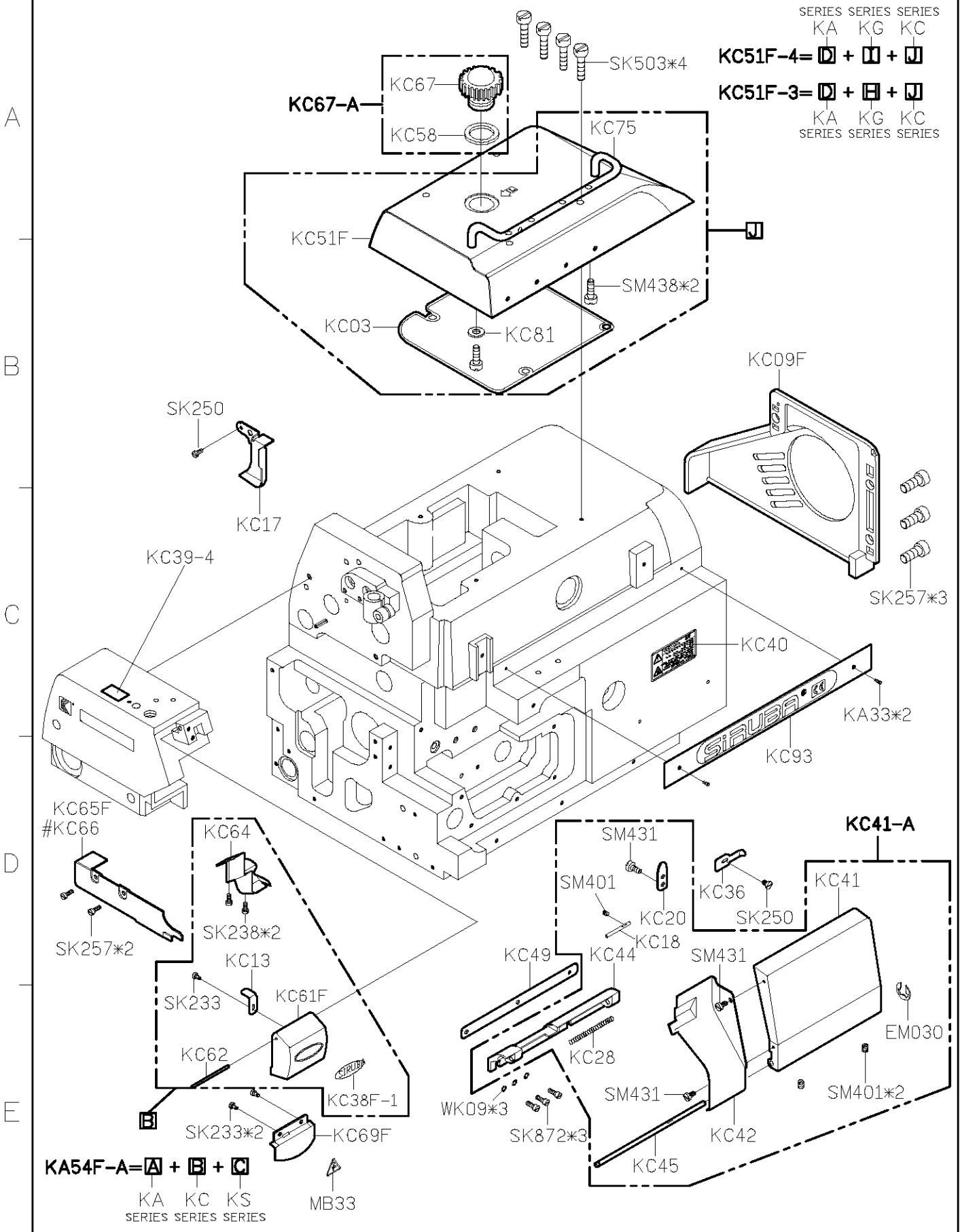
SIRUBA GAGE PARTS LIST		Series						Remark										Page	Date	
		700FS																1 / 1	2014/07/28	
																				
機 型 MODEL	包邊寬度 OVEREDGE WIDTH	針板 NEEDLE PLATE	送具 FEED DOG	送具 FEED DOG	送具 FEED DOG	縫 距 STITCH LENGTH	押 具 PRESSER FOOT	押具舌 PRESSER FOOT FINGER	勾 針 LOOPER	針 榴 NEEDLE CLAMP	衝 程 CRANK	衝 程 CRANK	束 子 COLLER	針 號 NEEDLE	押具高度 PRESSER FOOT HEIGHT	送具形式 FEED DOG STYLE	衝 程 CRANK	墊 圈 WASHER	轉 速 S.P.M	
737FS	505F1-04	4	E304	D103	D102	H104	1.6	P152D-3	—	LP26	KG131	KF25	KJ09B	KJ10	DCX27#9	5.5		KL62	KL11	7000
	505F1-04/ESS	4	E304	D103	D102	H104	1.6	P152D-3	—	LP26	KG131	KF25	KJ09B	KJ10	DCX27#9	5.5		KL62	KL11	7000
	504M2-04	4	E324K	D117K	D116K	H118K	1.6	P987-3	BK03	LP26	KG131	KF26	KJ11B	KJ13	DCX27#11	6.5		KL60	KL11	6300
	504M2-04/LF-D3	4	E324K	D117K	D116K	H118K	1.6	P212-3A	—	LP26	KG131	KF26	KJ11B	KJ13	DCX27#11	5.5		KL60	KL11	6000
	504M2-04/LF-D6	4	E324K	D117K	D116K	H118K	1.6	P212A-A	—	LP26	KG131	KF26	KJ11B	KJ13	DCX27#11	5.5		KL60	KL11	6000
	504M2-04/LF-D6A	4	E324K	D117K	D116K	H118K	1.6	P212A-3A	—	LP26	KG131	KF26	KJ11B	KJ13	DCX27#11	5.5		KL60	KL11	6000
	504M2-04/LFC-2S	4	E324K	D117K	D116K	H118K	1.6	P111-3	—	LP26	KG131	KF26	KJ11B	KJ13	DCX27#11	6.5		KL60	KL11	6300
747FS	514M2-24	2 4	E434K	D117K	D116K	H118K	1.6	P987-4	BK03	LP26	KG142	KF26	KJ11B	KJ13	DCX27#11*2	5.5		KL60	KL11	6000
	514M2-28	2 8	E435	D117K	D116K	H117	1.6	P201-28A	—	LP38-28	KG142	KF26	KJ11B	KJ13	DCX27#11*2	5.5		KL60	KL11	4500
	514M4-24	2 4	E424	D103	D116	H118	1.6	P987-4	BK03	LP26	KG142	KF25	KJ69	KJ10	DCX27#11*2	6.5		KL62	KL11	7000
	514M2-24/LF-D3	2 4	E434K	D117K	D116K	H118K	1.6	P212-4A	—	LP26	KG142	KF26	KJ11B	KJ13	DCX27#11*2	5.5		KL60	KL11	6000
	514M2-24/LF-D6	2 4	E434K	D117K	D116K	H118K	1.6	P212A-2A	—	LP26	KG142	KF26	KJ11B	KJ13	DCX27#11*2	5.5		KL60	KL11	6000
	514M2-24/LF-D6A	2 4	E434K	D117K	D116K	H118K	1.6	P212A-4A	—	LP26	KG142	KF26	KJ11B	KJ13	DCX27#11*2	5.5		KL60	KL11	6000



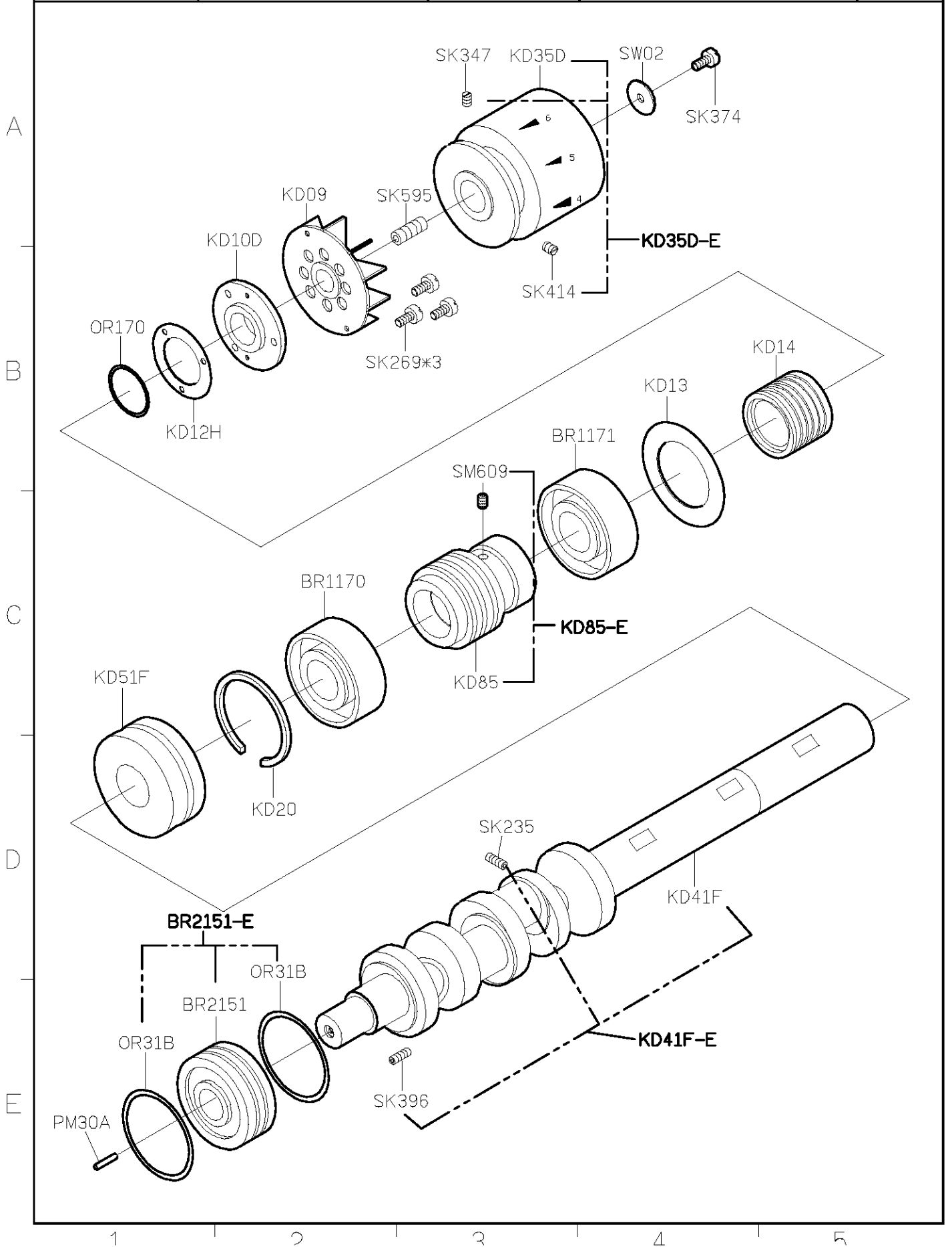
SIRUBA PARTS LIST	Series	Parts Group	Subclass / Remark	Page
	700FS	KB		1/1
				Date
				2014/02/28

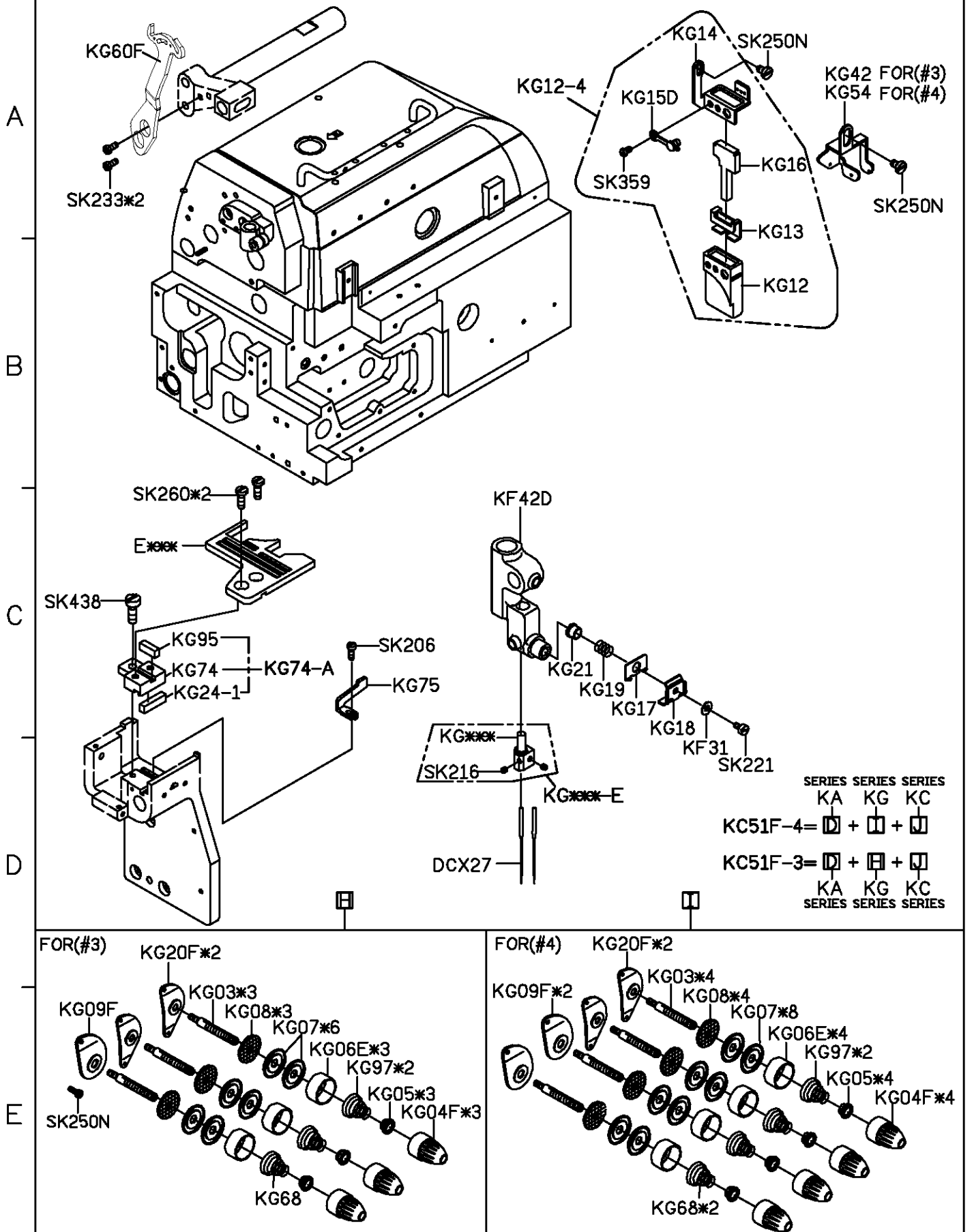


SIRUBA PARTS LIST	Series	Parts Group	Subclass / Remark	Page
	700FS	KC	#:Use For M2-28	1/1
				Date
				2014/02/26

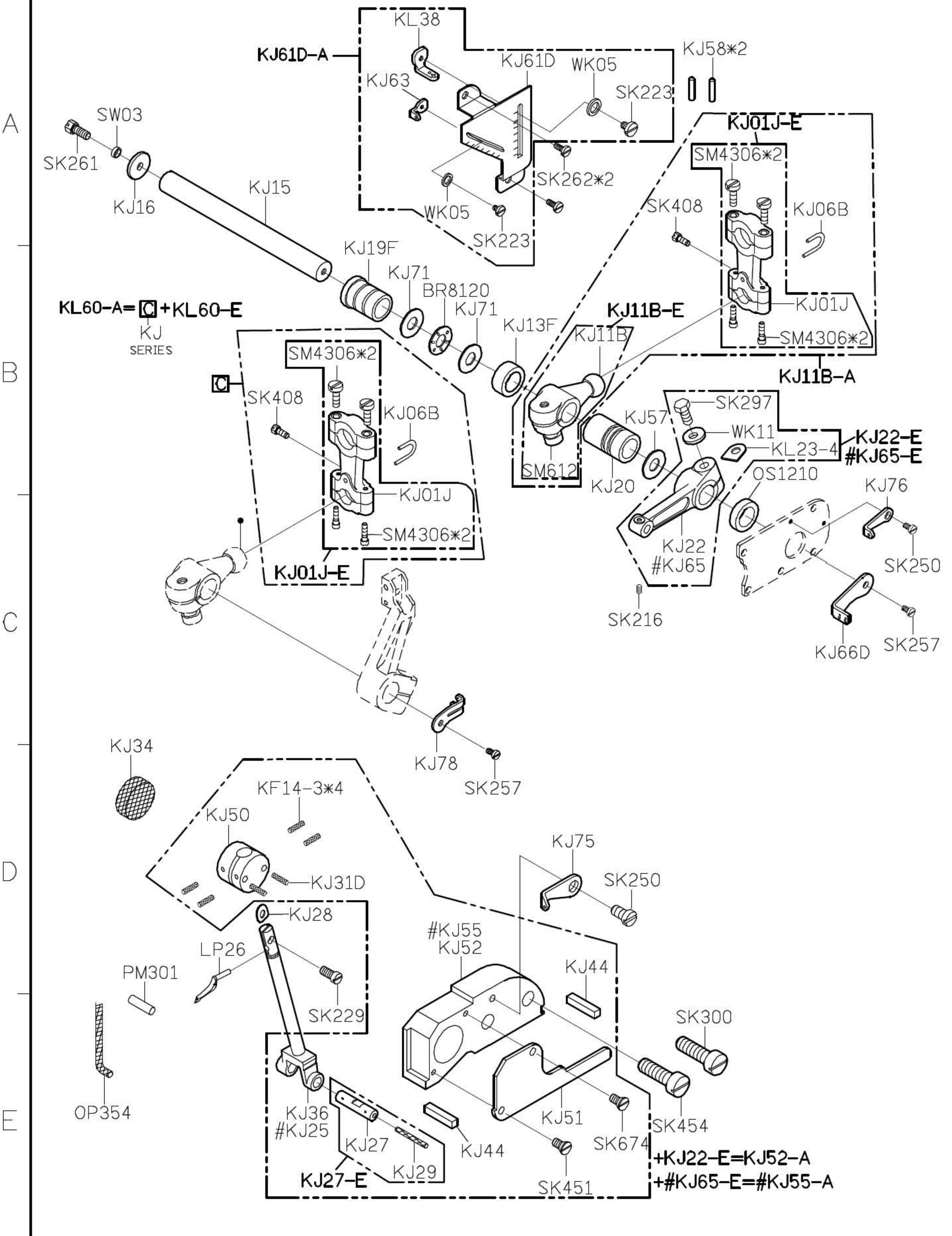


SIRUBA PARTS LIST	Series	Parts Group	Subclass / Remark	Page
	700FS	KD		1/1
				Date
				2013/11/28

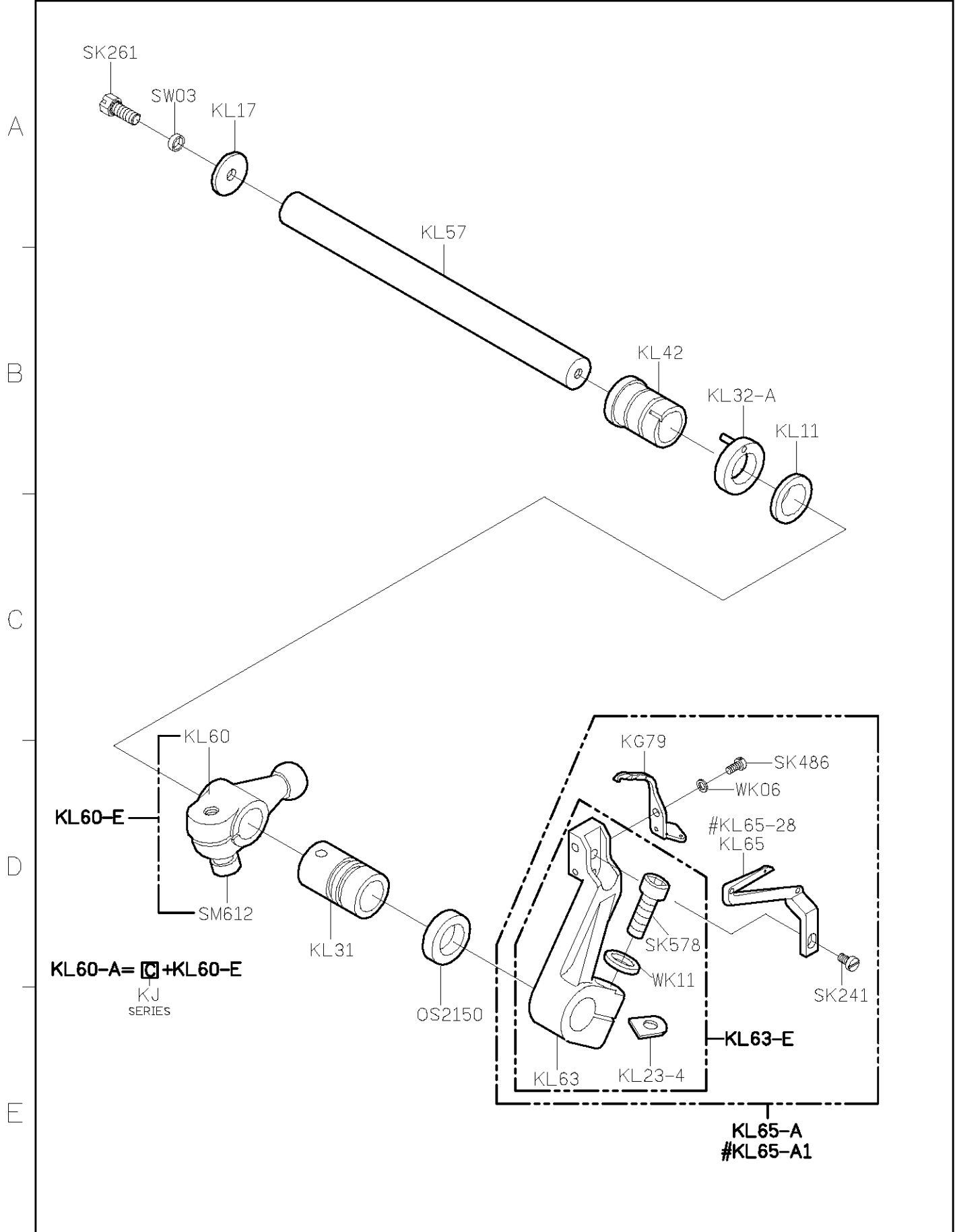




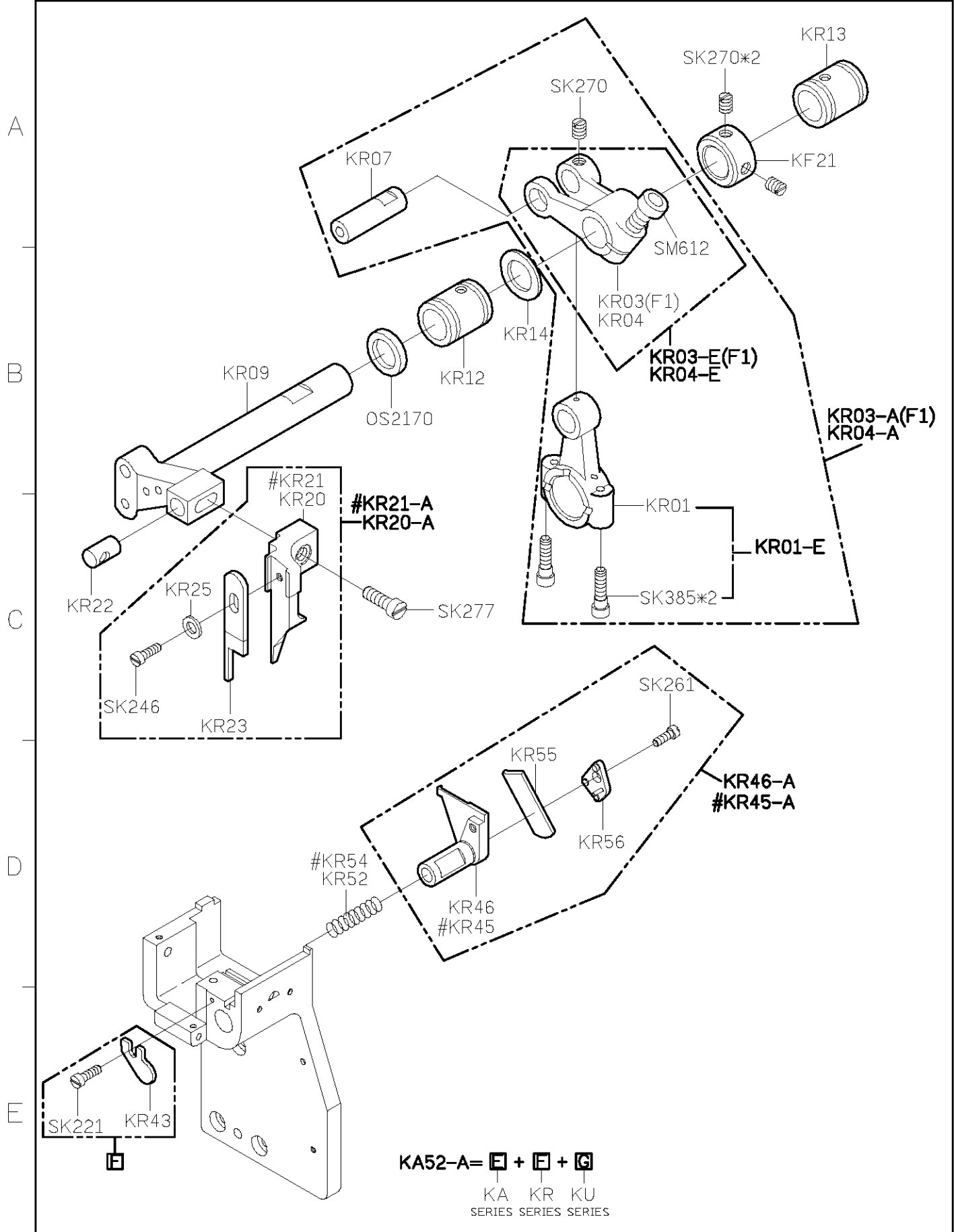
SIRUBA PARTS LIST	Series	Parts Group	Subclass / Remark	Page
	700FS	KJ	#:Use For M2-28	1/1
				Date
				2016/05/06

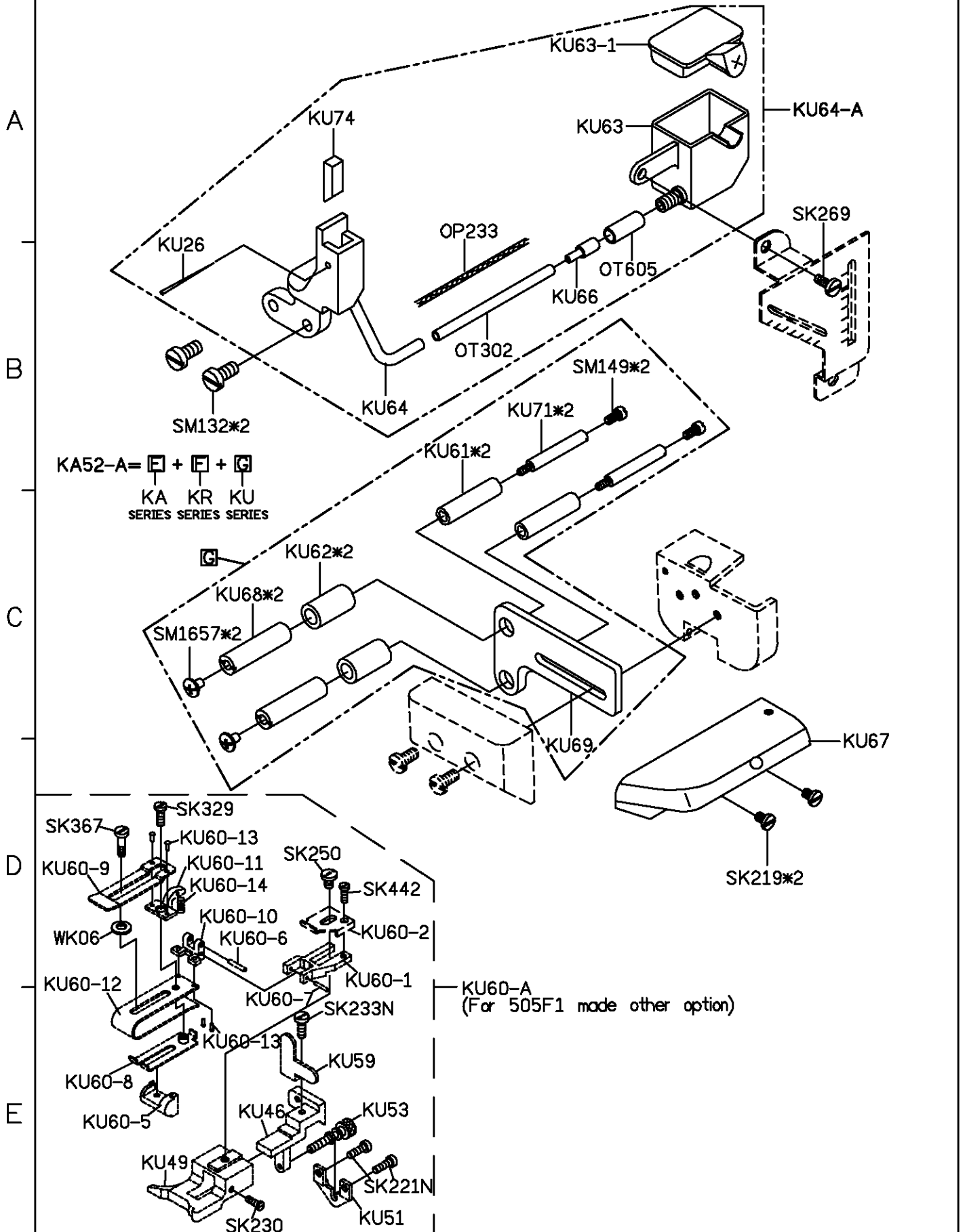


SIRUBA PARTS LIST	Series	Parts Group	Subclass / Remark	Page
	700FS	KL	#:Use For M2-28	1/1
				Date
				2014/02/28



SIRUBA PARTS LIST	Series	Parts Group	Subclass / Remark	Page
	700FS	KR	#:Use For M2-28	1/1
				Date
				2014/02/26





SIRUBA PARTS LIST	Series	Parts Group	Subclass / Remark	Page
	700FS	KW		1/2
				Date
				2015/09/15

KW40E-3

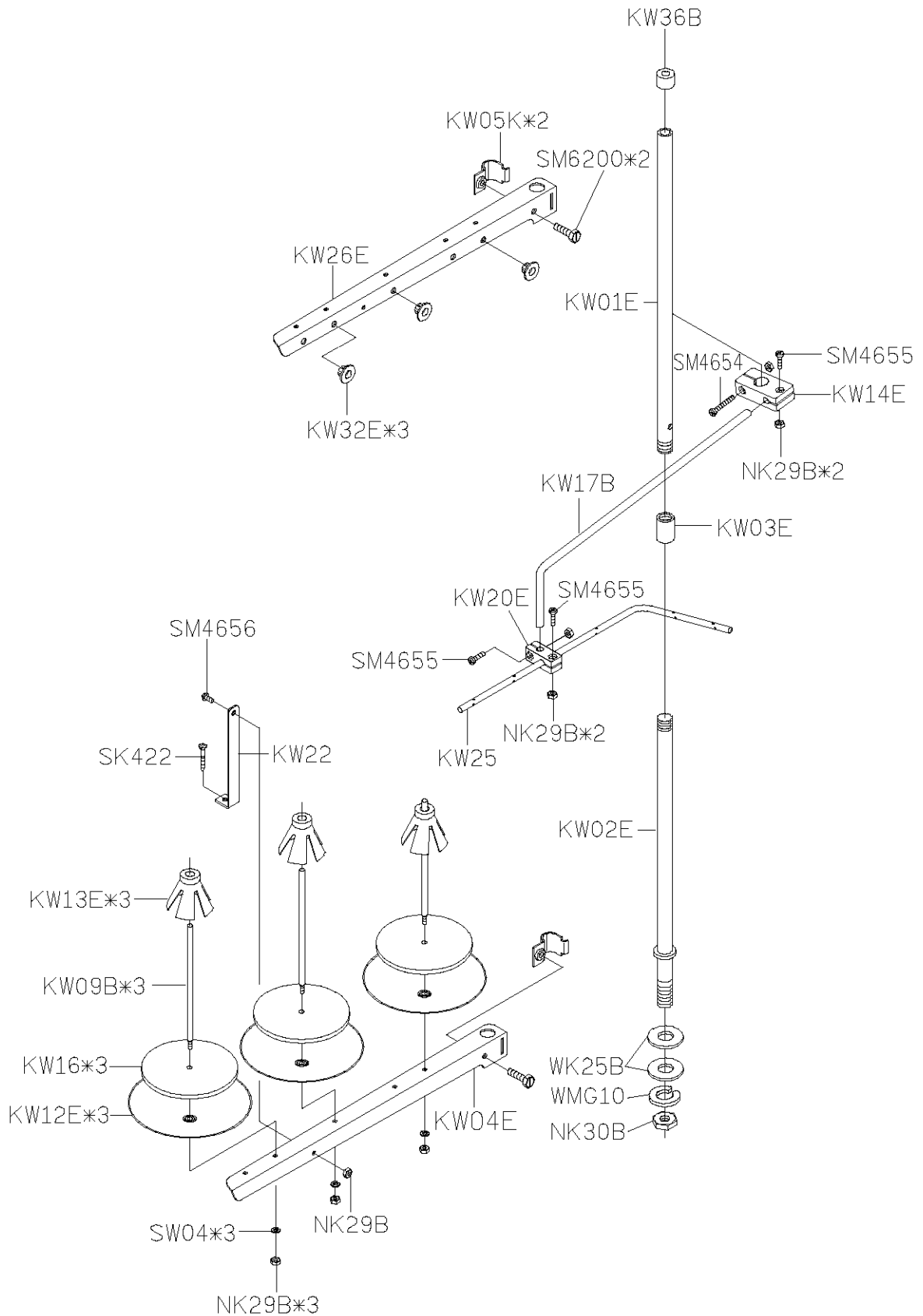
A

B

C

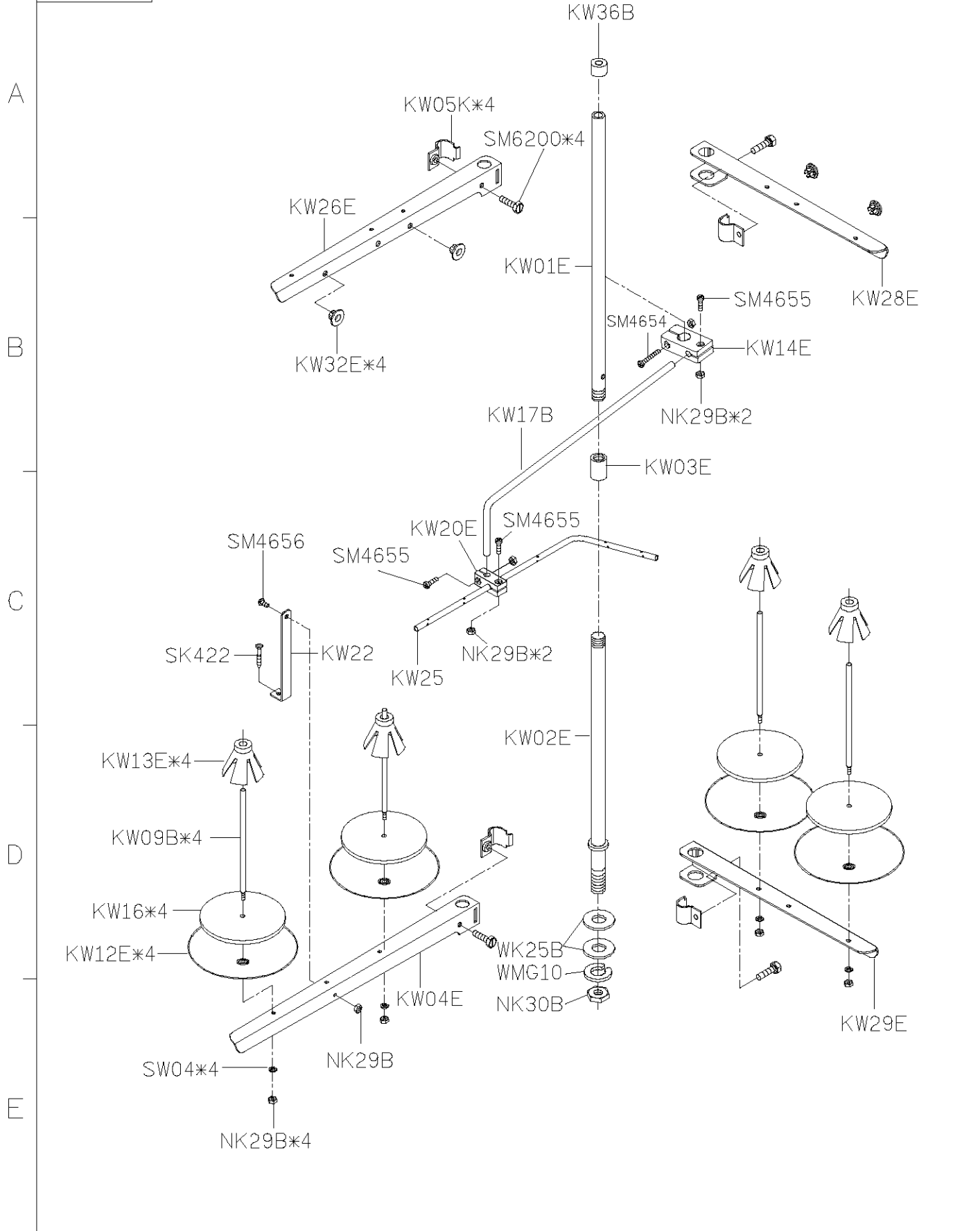
D

E

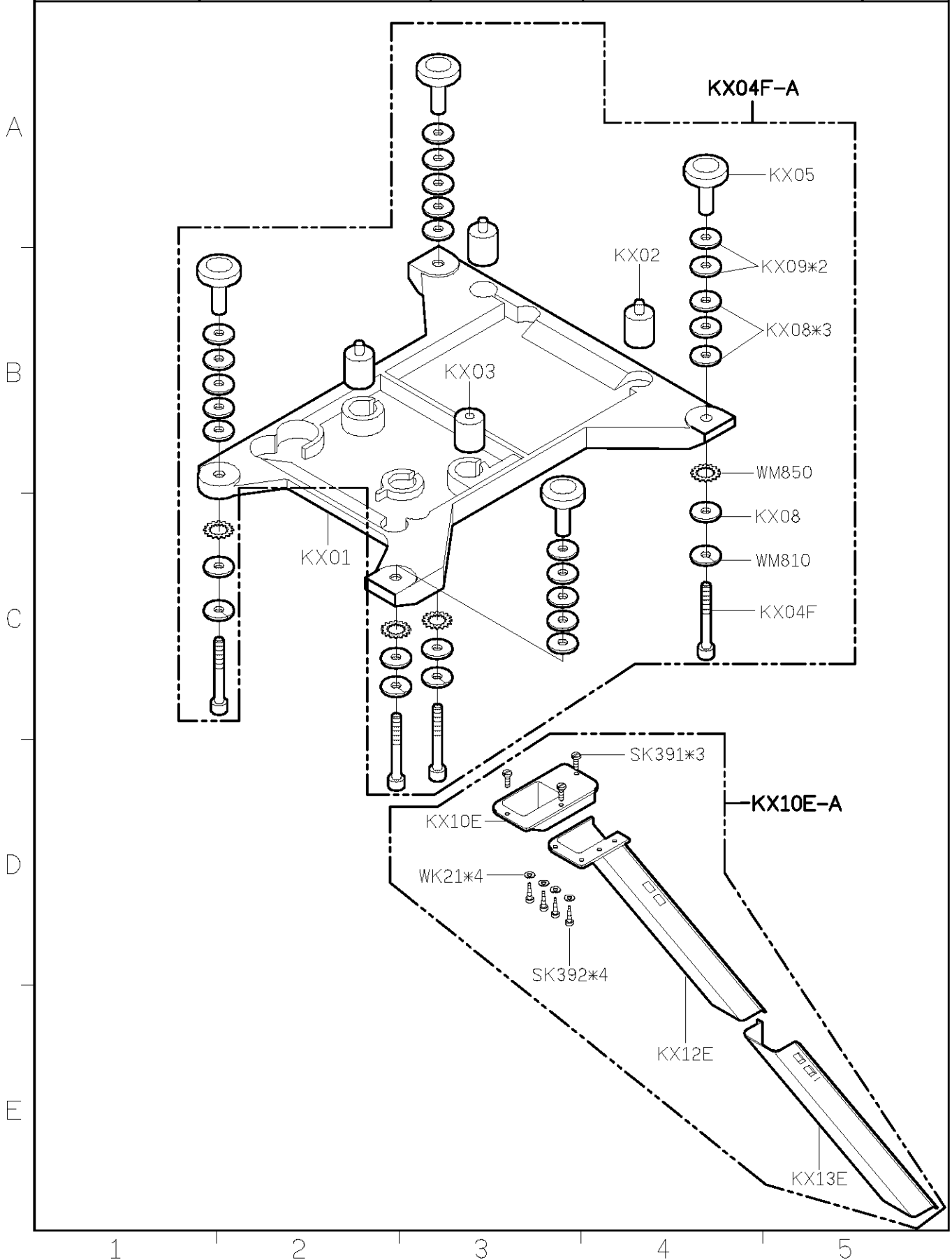


SIRUBA PARTS LIST	Series	Parts Group	Subclass / Remark	Page
	700FS	KW		2/2
				Date
				2015/09/15

KW40E-4



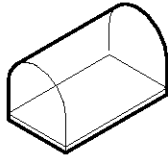
SIRUBA PARTS LIST	Series	Parts Group	Subclass / Remark	Page
	700FS	KX		1/1
				Date
				2013/08/10



SIRUBA PARTS LIST	Series	Parts Group	Subclass / Remark	Page
	700FS	KY		1/1
				Date
				2013/09/10

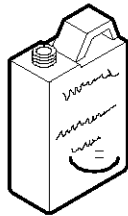
KY01-1

防塵罩



KY02-A

油罐



KY03

油壺



KY04S

漏斗



KY05

油壺



KY23-A

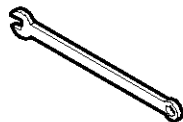
KY23

內六角扳手



KY09

開口扳手



KY10

六角扳手



KY10-A

KY11

六角扳手



KY12

六角扳手



MY11

六角扳手



KY14

內六角螺絲起子



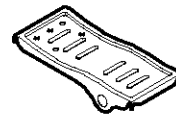
KY18

鑷子



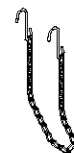
KY20D-A

腳踏板



KY21-A/MY21

鉤子/鍊條



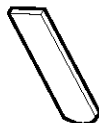
KY201

工具袋



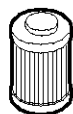
KR55

下刀片



KT14-A

濾油器



KZ03
乾燥劑



針*4



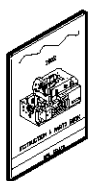
KZ08FS

零件圖



KZ13

使用說明書



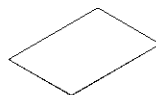
SK216

螺絲



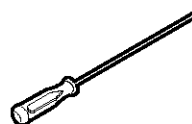
KY30

針板紙



LY33-A

LY33
一字起子

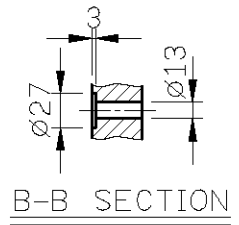
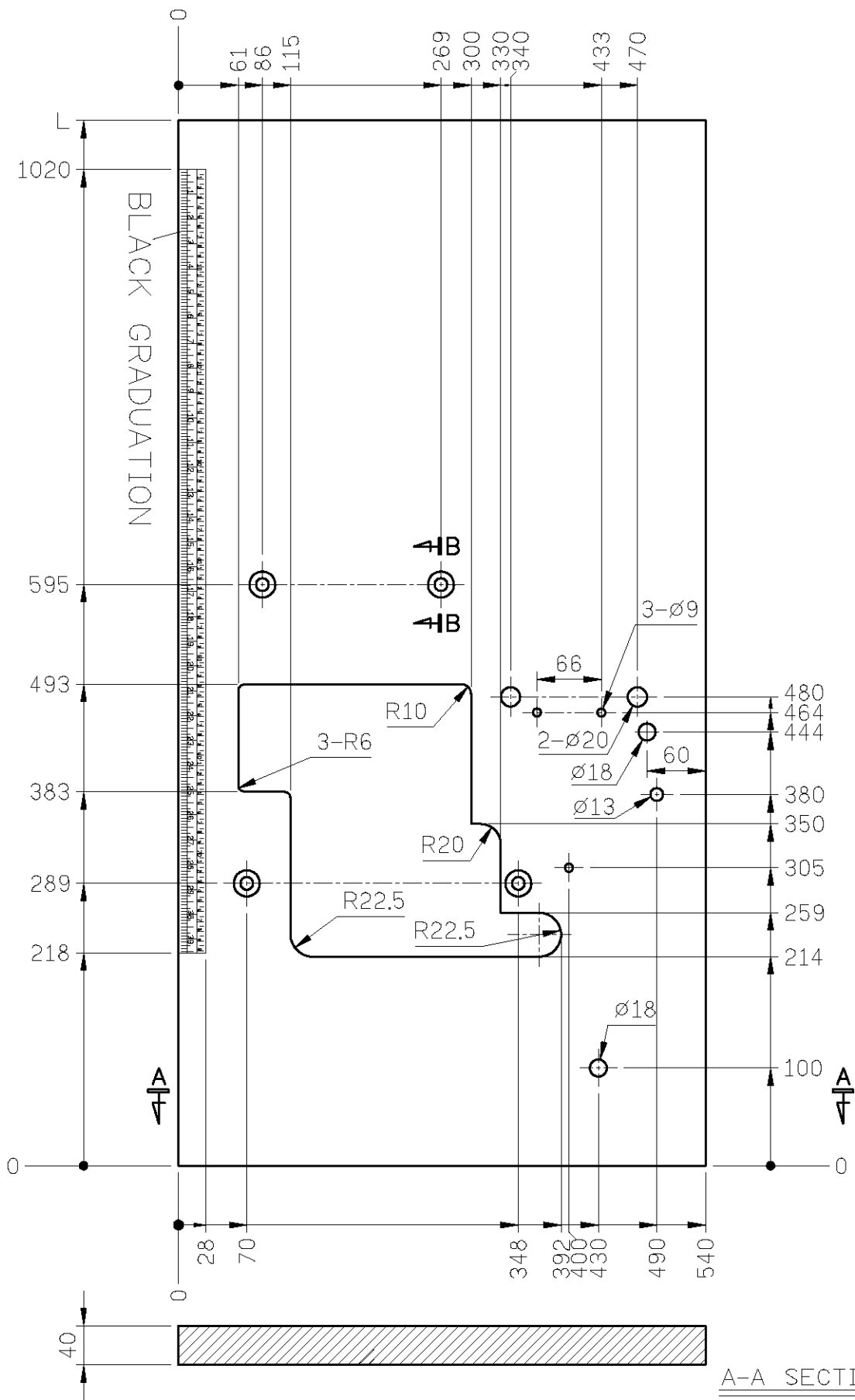


LY34
一字起子



SIRUBA TABLE CUT - OUT	Series	Item Code	Subclass Remark	Mounting
	700FS	747FS-T1		Semi-submerged
				Date
				2012/11/16

TABLE CUT-OUT SEMI-SUBMERGED
 單位/UNIT:mm
 所有尺寸公差/TOLERANCE:±2
 長度(L):1070/重量(W):10.5kg±5%
 長度(L):1200/重量(W):11.6kg±5%



A-A SECTION

SIRUBA
TABLE
CUT - OUT

Series
700FS

Item Code
747FS-T2

Subclass Remark

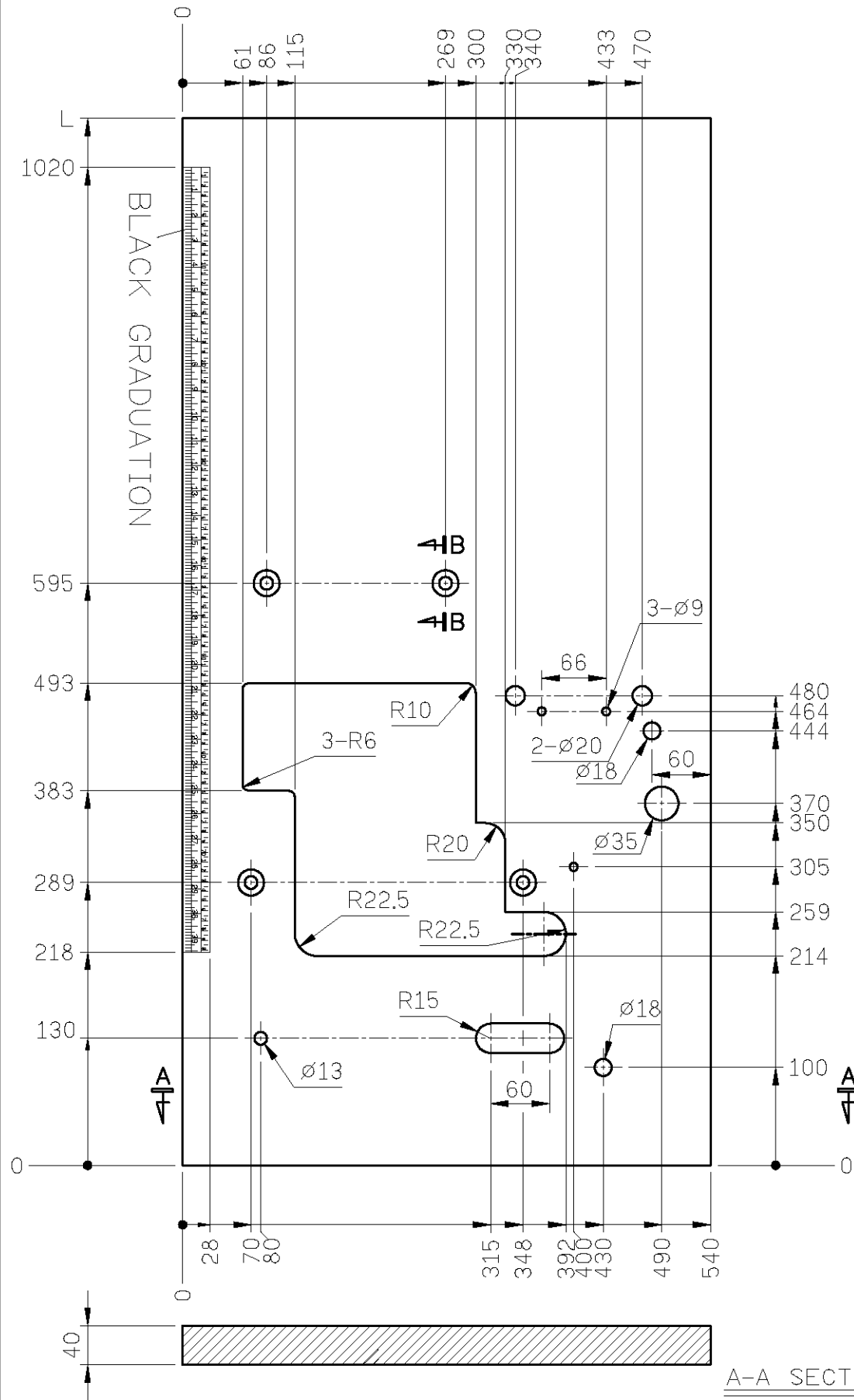
Mounting

Semi-submerged

Date

2012/11/16

TABLE CUT-OUT SEMI-SUBMERGED
單位/UNIT:mm
所有尺寸公差/TOLERANCE:±2
長度(L):1070/重量(W):10.5kg±5%
長度(L):1200/重量(W):11.6kg±5%



SIRUBA TABLE CUT - OUT	Series	Item Code	Subclass Remark	Mounting
	700FS	747FS-T3	需配SM895-A	Non-submerged
				Date
				2012/11/16

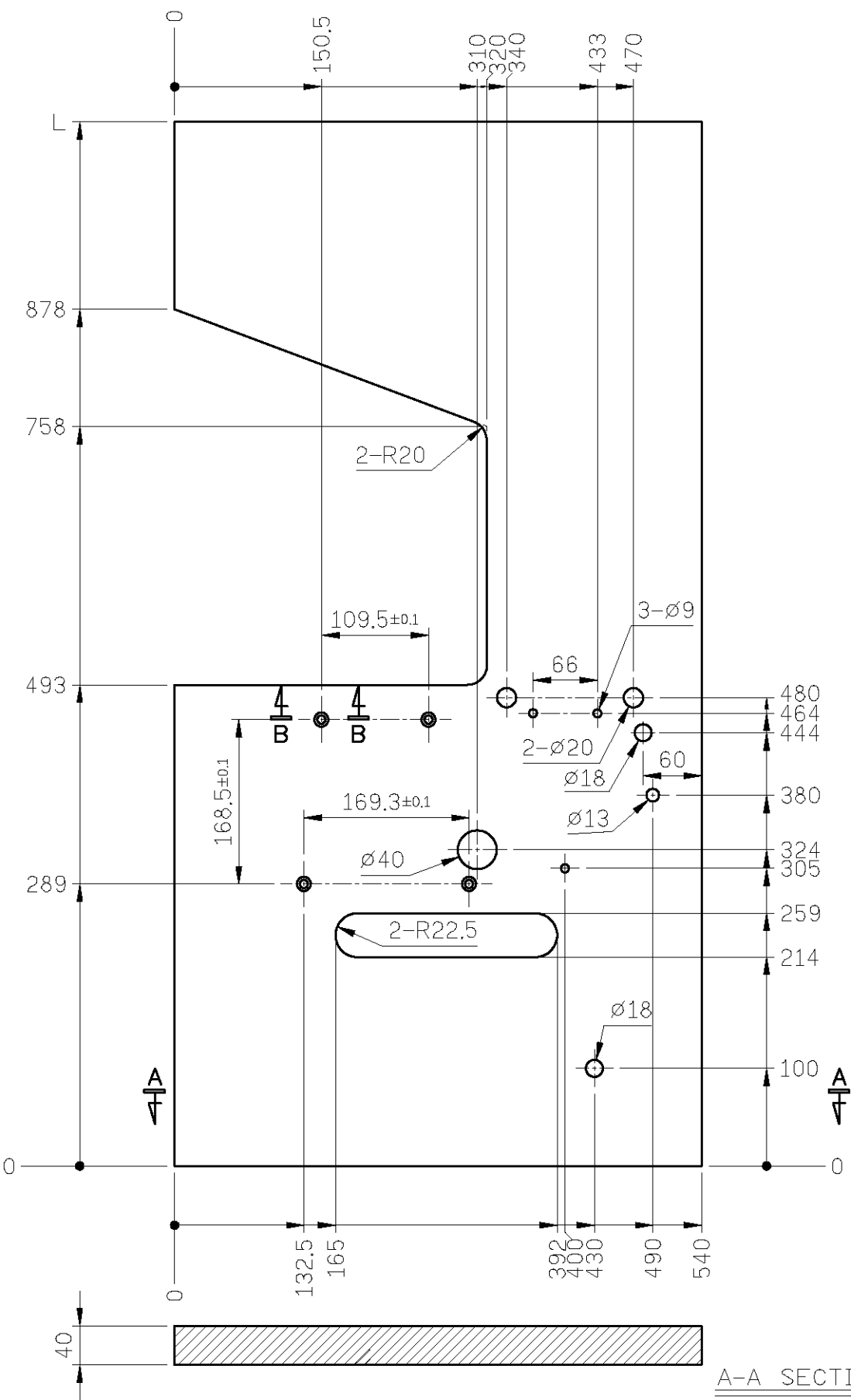


TABLE CUT-OUT SEMI-SUBMERGED
 單位/UNIT:mm
 所有尺寸公差/TOLERANCE:±2
 長度(L):1070/重量(W):11.2kg±5%
 長度(L):1200/重量(W):11.2kg±5%

B-B SECTION

SIRUBA TABLE CUT - OUT	Series	Item Code	Subclass Remark	Mounting
	700FS	747FS-T5	For:LFD M/C 需配SM889-A	Non-submerged
				Date
				2012/11/18

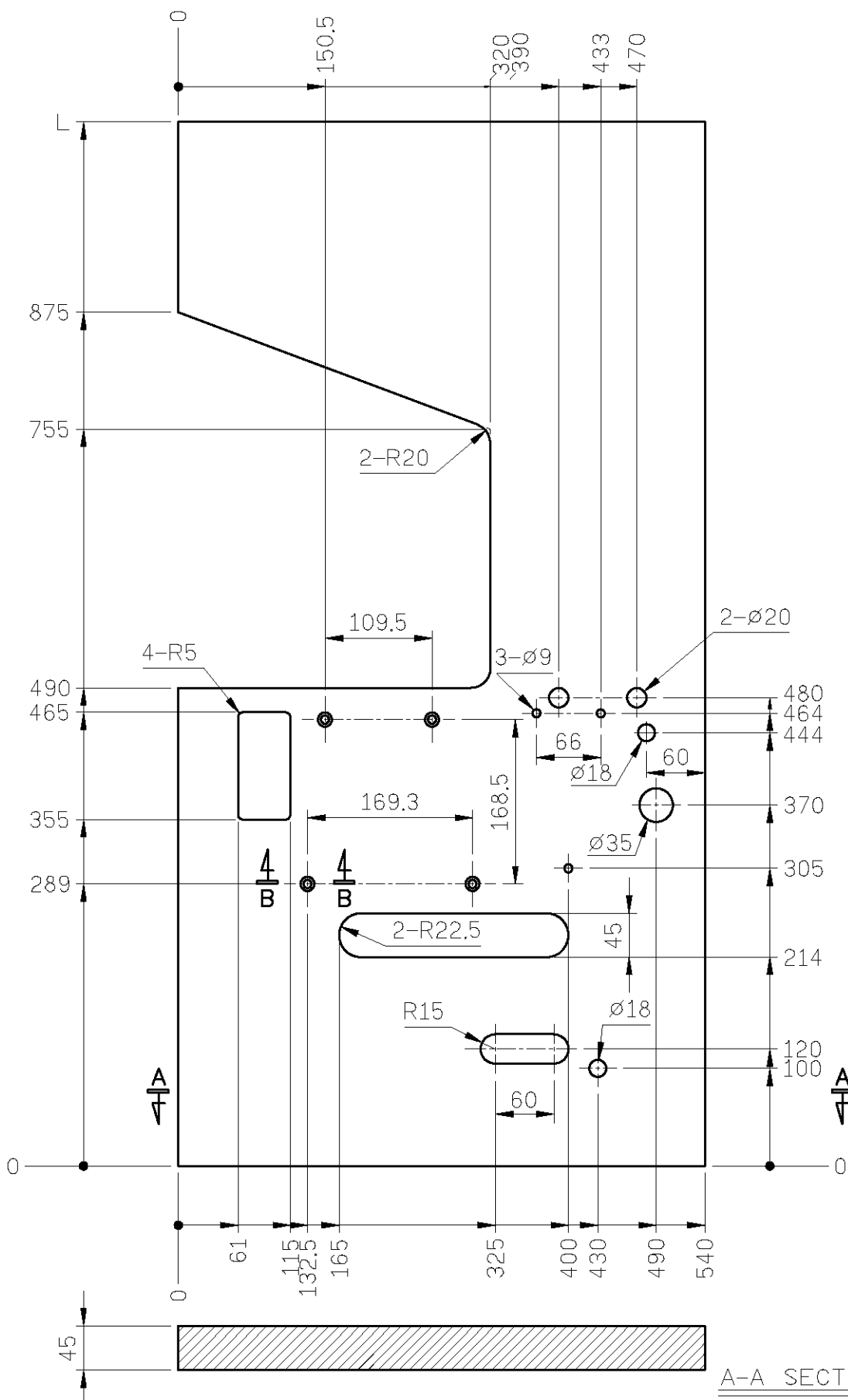
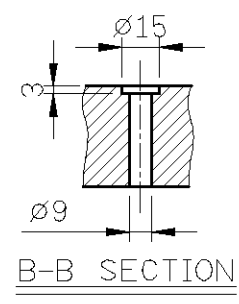


TABLE CUT-OUT SEMI-SUBMERGED
 單位/UNIT:mm
 所有尺寸公差/TOLERANCE:±2
 長度(L):1070/重量(W):10.5kg±5%
 長度(L):1200/重量(W):11.6kg±5%



A-A SECTION

SIRUBA TABLE CUT - OUT	Series	Item Code	Subclass Remark	Mounting
	700FS		SM895-A組裝圖	Non-submerged
				Date
				2016/06/03

