


FINEST QUALITY

Union Special[®]

LEWIS • COLUMBIA

**INDUSTRIAL
SEWING
MACHINES**

**STYLE
57700M**



CLASS 57700

**ADVANCED HIGH SPEED
FIFTY THOUSAND SERIES
FLAT BED MACHINES**

**CATALOG
No.
T131C**

Union Special **MACHINE COMPANY**

CHICAGO

Catalog No. T131 C
(Supplement to Catalog No. 131 M)

INSTRUCTIONS
FOR
ADJUSTING AND OPERATING
LIST OF PARTS

CLASS 57700

Style
57700 M

First Edition

Copyright 1970
by
Union Special Machine Co.
Rights Reserved in All Countries

Union Special
MACHINE COMPANY
INDUSTRIAL SEWING MACHINES
CHICAGO

Printed in U.S.A.

January, 1970

IDENTIFICATION OF MACHINES

Each Union Special machine is identified by a Style number on a name plate on the machine. Style numbers are classified as standard and special. Standard Style numbers have one or more letters suffixed, but never contain the letter "Z". Example: "Style 57700 M". Special Style numbers contain the letter "Z". When only minor changes are made in a standard machine, a "Z" is suffixed to the Standard Style number. Example: "Style 57700 MZ".

Styles of machines similar in construction are grouped under a Class number which differs from the Style number, in that it contains no letters. Example: "Class 57700".

APPLICATION OF CATALOG

This catalog is a supplement to Catalog No. 131 M and should be used in conjunction therewith. Only the parts found on Style 57700 M but not on Style 57700 N are illustrated. At the back is an illustration identifying the parts by reference number and on the opposite page, the part numbers and descriptions identifies the part. Any part that is a component of another part is indicated by indenting its description under the description of the assembly or base part. Always use the part number in the second column, never use the reference number in the first column when ordering repair parts.

STYLE OF MACHINE

Advanced High Speed, Three Needle, One Loooper, Plain Feed Flat Bed Machine, Medium Throw, Needle Bearing Needle Bar Drive, Light Weight Presser Bar and Needle Bar Driving Mechanism, Single Reservoir, Enclosed Positive Automatic Lubricating System, Filtered Oil Return Pumps for Head and Base, Needle Bearings and Bronze Bearings for Feed Bar and Feed Rocker Shafts, Greased and Sealed. Lateral Loooper Travel, Double Disc Take-up, Large Handwheel and Improved Belt Guard. Prepared for use with Knee Press for Presser Foot Lifter, Equipped with Rotary Thread Tensions, Maximum Work Space to Right of Needle Bar 8 1/4 Inches.

57700 M For attaching elastic bands 7/8 inch to 2 inches wide, in long lengths, garment lengths or with ends joined, to rayon, silk, cotton, nylon and wool, flat, warped or ribbed knit garments and similar operations on light to medium weight material. Equipped with an automatic stretching device and spool holder for elastic. Standard gauge No. 16 only. Seam Specification 407-LSb-1 inverted. Type 121 GBS needle. Maximum recommended speed 6000 R. P. M.

NEEDLES

Needle Type 121 GBS is recommended for Style 57700 M. The description and sizes available are as follows:

<u>Type No.</u>	<u>Description and Sizes</u>
121 GBS	Round shank, round point, short, single groove, struck groove, spotted, ball point, chromium plated - sizes 025, 027, 029, 032, 036, 040.

To have needle orders promptly and accurately filled, an empty package, a sample needle, or the type and size number should be forwarded. Use description on label. A complete order would read: "1000 needles, Type 121 GBS, Size 029".

IDENTIFYING PARTS

Where construction permits, each Union Special part is stamped with its catalog part number. A part too small for its complete catalog stamping is identified by a letter symbol which distinguishes it from another part similar in appearance.

Each part number represents the same part, regardless of the catalog in which it appears.

IMPORTANT! ON ALL ORDERS, PLEASE INCLUDE PART NUMBER AND STYLE OF MACHINE FOR WHICH PART IS ORDERED.

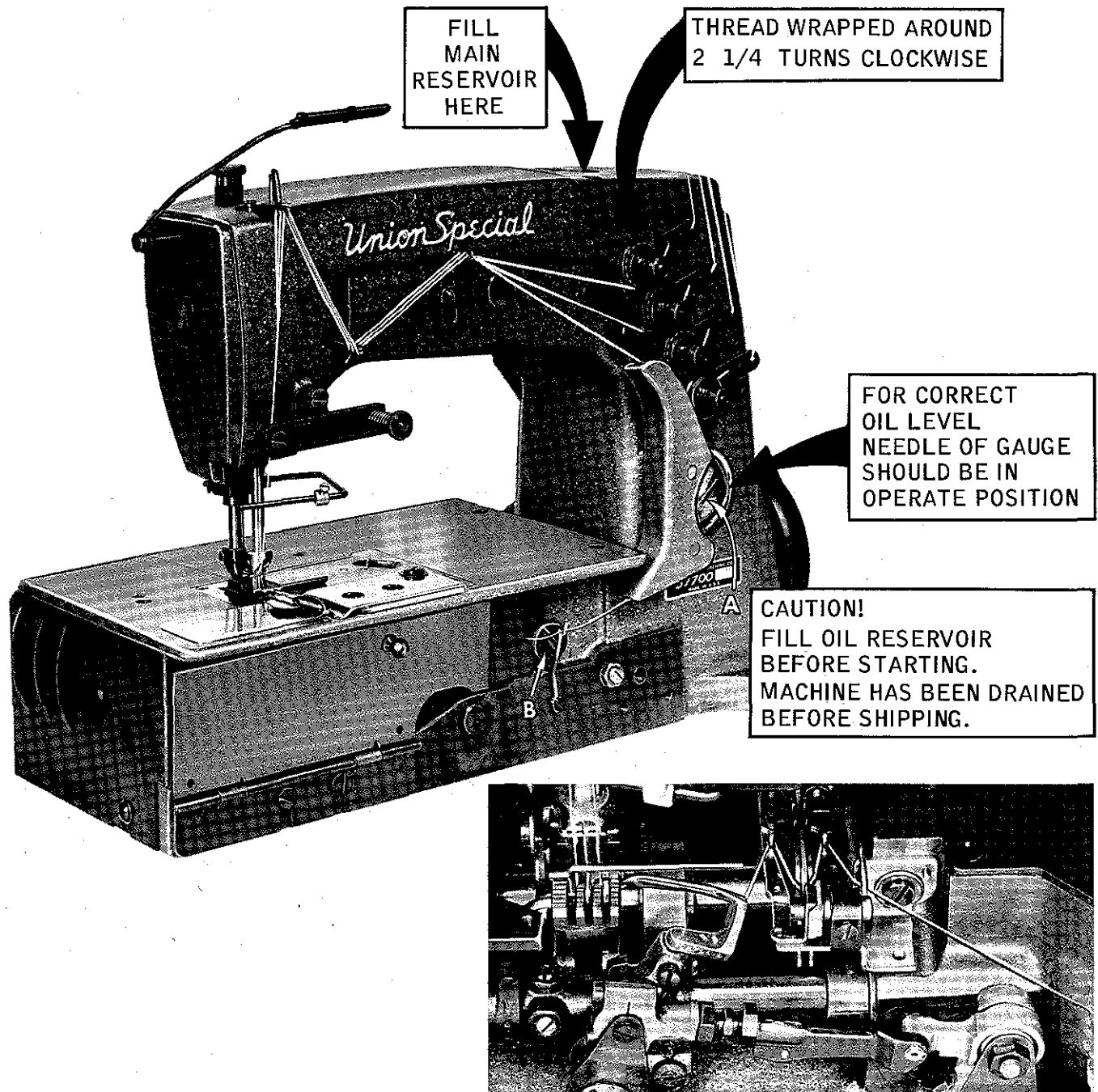
TERMS

Prices are strictly net cash and are subject to change without notice. All shipments are forwarded f. o. b. shipping point. Parcel Post shipments are insured unless otherwise directed. A charge is made to cover the postage and insurance.

ASSEMBLING AND ADJUSTING SEWING PARTS

All of the adjusting instructions for Style 57700 N, No. 16 gauge are applicable to Style 57700 M, except as follows:

1. The height of the needle is correct when the top of its eye is "1/64 inch" below the underside of the looper, with the looper point flush with the left side of the left needle.
2. Set the front needle guard so that it pushes the left "and center needles" back toward the path of the looper as it moves behind the needles.
3. Set the needle thread frame eyelet so that the eyelet hole is "7/8 inch" above the centerline of the attaching screw.




THREADING AND OILING DIAGRAM FOR STYLE 57700 M MACHINES

Thread machine as indicated above. Note that only the needle threads are wrapped around the rotary tension discs, 2 1/4 turns clockwise. Also note that the looper thread is merely threaded between the two tension discs. The looper threading has been enlarged for clarity.

The oil has been drained from the machine before shipping, so the reservoir must be filled before starting to operate. To fill machine with oil, remove plug screw in top cover and add oil until needle of oil gauge (A) is in yellow band marked "FULL". Use a straight mineral oil of a Saybolt viscosity of 200 to 250 seconds at 100° Fahrenheit. Maintain oil level in "OPERATE" position and add oil when needle is in yellow band marked "LOW". The machine is automatically lubricated and no oiling other than keeping the main reservoir filled is necessary.

Excessive oil in the main reservoir may be drained at the plug screw (B).



The parts illustrated on the opposite page and described on this page represent the parts that are used on Style 57700 M, but not used on Style 57700 N.

Use Catalog No. 131 M (Style 57700 N-16) for all parts not illustrated or described in this catalog.

Reference numbers that are inside a bracket on the picture plate and have indented descriptions, indicate they are component parts of a complete part or assembly.

Ref. No.	Part No.	Description	Amt. Req.
1	56958 A	Needle Bar Thread Eyelet -----	1
2	56958	Needle Lever Thread Eyelet -----	1
3	51858	Needle Thread Frame Eyelet -----	1
4	57720 M-16	Presser Foot -----	1
5	51430 D	Shank -----	1
6	91	Screw -----	1
7	22840 A	Screw -----	1
8	22799 B	Hinge Screw -----	1
9	57730 M-16	Presser Foot Bottom -----	1
10	51430 F	Nut -----	1
11	52957 C	Cast-off Support Plate -----	1
12	73 A	Screw, for No. 52958 D -----	2
13	52904 B	Retaining Finger -----	1
14	50-216 Blk.	Dowel Pin, for Det. 11 and Det. 16 -----	3
15	22768	Screw, for No. 52904 E -----	1
16	52904 E	Retaining Finger Support Bracket -----	1
17	22516	Screw for No. 52904 B -----	1
18	87 U	Screw, for No. 52804 E -----	1
19	52804 E	Retaining Finger Support -----	1
20	73 A	Screw, for No. 52904 G -----	1
21	52904 G	Cast-off Wire -----	1
22	52958 D	Looper Thread Eyelet -----	2
23	52923 D	Take-up -----	1
24	22580 D	Set Screw -----	2
25	57705 M	Feed Dog -----	1
26	57725 B	Looper Needle Guard -----	1
27	57725 A	Needle Guard -----	1
28	22801	Screw -----	1
29	57724 M-16	Throat Plate -----	1
30	29264 S-16	Needle Bar Assembly -----	1
31	52817-16	Needle Bar, marked "BD-16" -----	1
32	28 C	Screw -----	1
33	52818-8	Needle Clamp Collar -----	1
34	88 B	Screw -----	2
35	52842 G	Thread Guide -----	1
36	89	Spot Screw -----	1
37	28 B	Screw -----	1
*	61292 C	Tension Nut, for looper thread -----	1
*	61492 M-5	Looper Thread Tension Spring -----	1
*	21657 AE	Looper Thread Tension Release Pin -----	1
*	61492 T	Felt Washer, for looper thread tension -----	2
*	109	Tension Disc, for looper thread -----	2
*	56392 B	Looper Thread Tension Post and Eyelet -----	1
*	56392 A	Looper Thread Tension Post -----	1

* Not illustrated on picture plate.



Union Special[®]
INDUSTRIAL SEWING MACHINES

UNION SPECIAL maintains sales and service facilities throughout the world. These offices will aid you in the selection of the right sewing equipment for your particular operation. Union Special representatives and service men are factory trained and are able to serve your needs promptly and efficiently. Whatever your location, there is a Union Special Representative to serve you. Check with him today.

ATLANTA, GA.

BOSTON, MASS.

CHICAGO, ILL.

DALLAS, TEXAS

LOS ANGELES, CAL.

NEW YORK, N. Y.

PHILADELPHIA, PA.

MONTREAL, CANADA

TORONTO, CANADA

BRUSSELS, BELGIUM

LEICESTER, ENGLAND

LONDON, ENGLAND

PARIS, FRANCE

STUTT GART, GERMANY

Representatives and distributors in all important industrial cities throughout the world.

Union Special

MACHINE COMPANY

400 N. FRANKLIN ST., CHICAGO, ILL. 60610