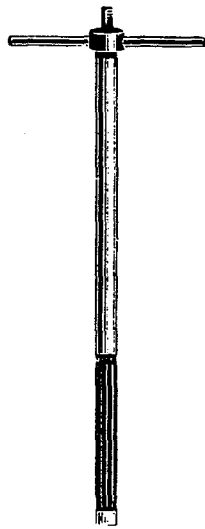
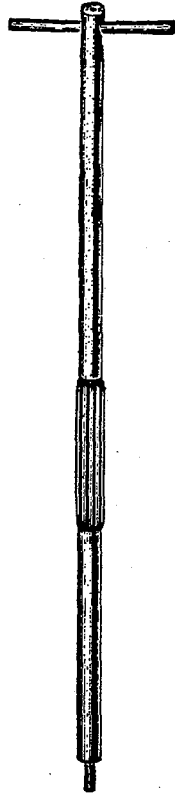


Plate 50- One-fourth Size




Y503  
Specify  
Size



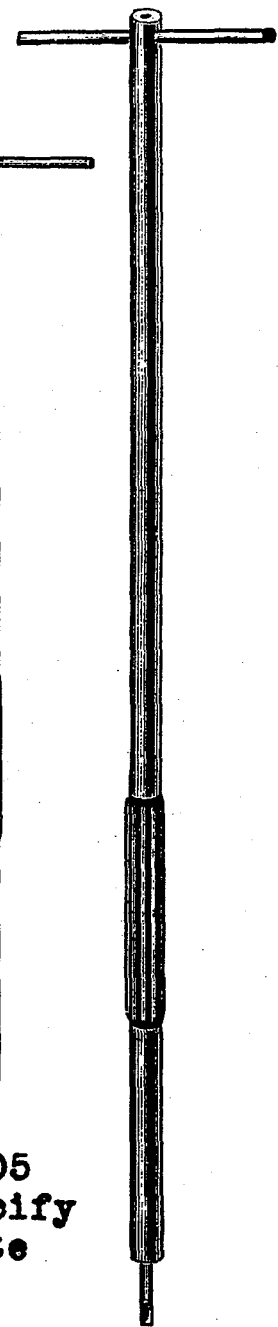
Y502  
Specify  
Size




Y500  
Specify  
Size



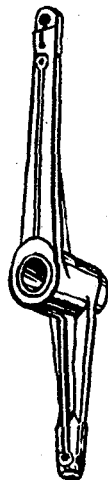
Y505  
Specify  
Size




Y 506  
Specify  
Size



51215A




51215B

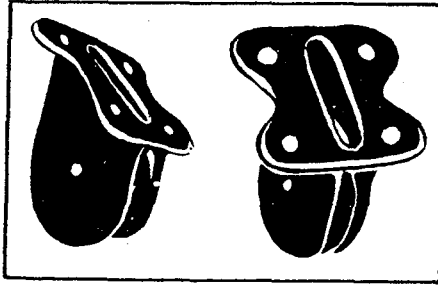


Y802


Plate 51- One-fourth Size




216970




660-159




422




21231 D



413




29402

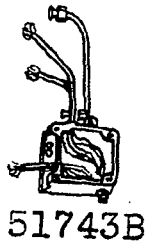


100 B

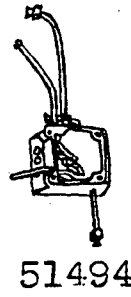
Plate-52- One-eighth Size



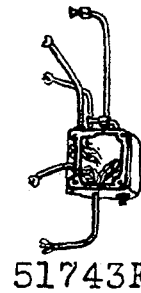
51394



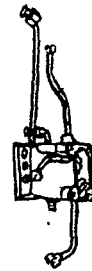
51743B



51494



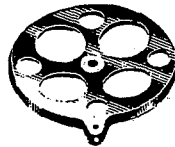
51743F



54196A



21104F



21104D



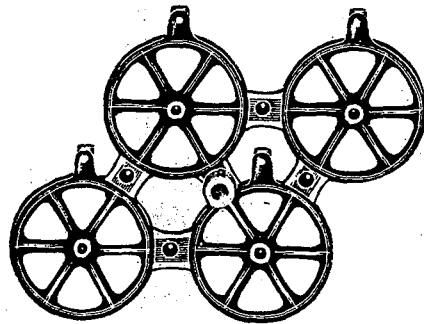
69 S




21104G



7486P



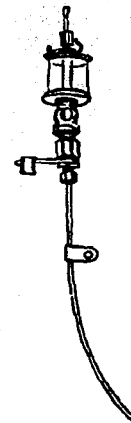
21130A-4



21104K




21104 A



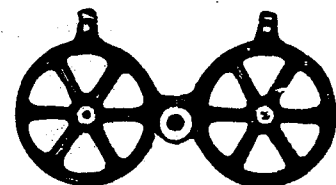
21396C



51283

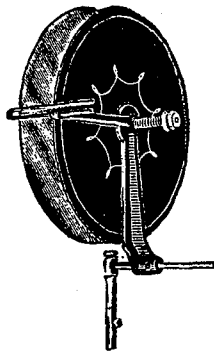


21130A-6

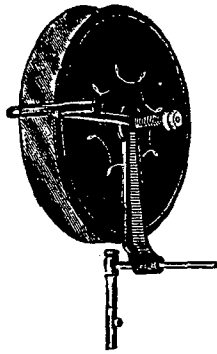


21130 A-2

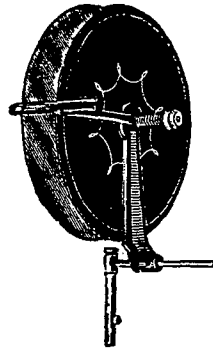
Plate 53- One-eighth Size



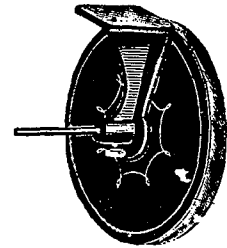
21150A



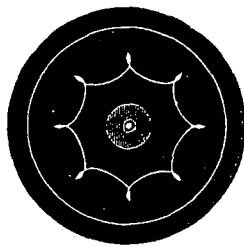
21150 B




21150 C



21176A




21157




21169E



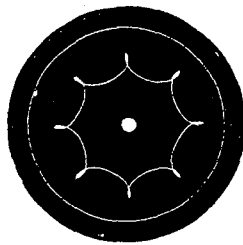
751



21169D




21385B



21178




21388 X




01-19



21169F



21161C



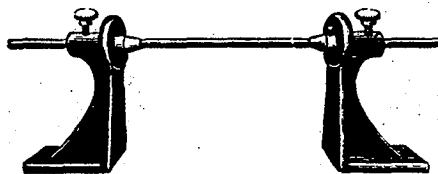
21173A



21173B




21161D



21215

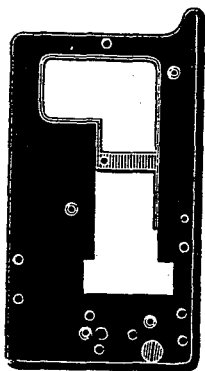


201A




21173C

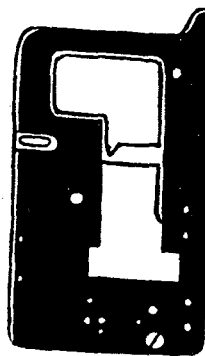
Plate 54- One-eighth Size



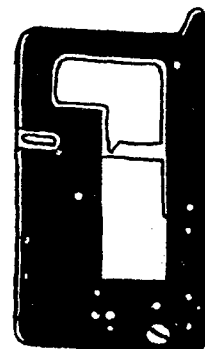
51201



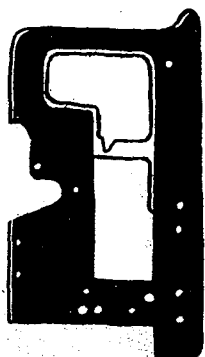
51201A




51201B



51301A



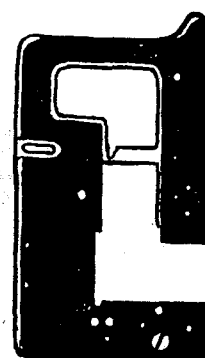
51401H




51701C



51401



51701F



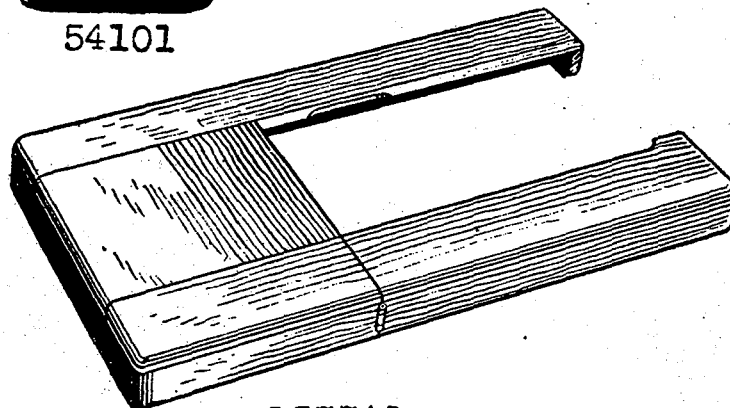
54101




51482B



21375AA

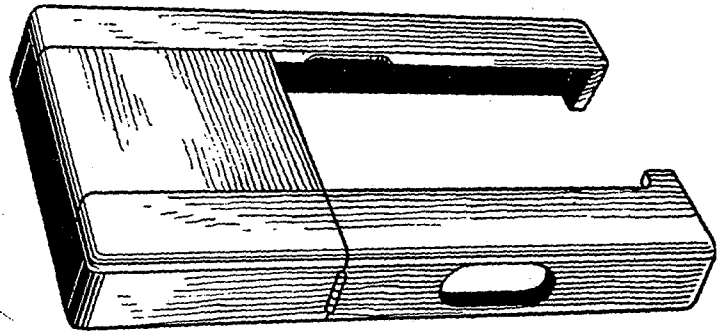


21377AL




21680AK


Plate 55- One-eighth Size




21377AK



21377AJ



21377AH



21377AP

*Handwritten note:* 1/8" dia hole

LIST OF PARTS

| Symbol to Order by | The figures in the last column refer only to the plates illustrating the parts and are not to be used in ordering. Refer to pink insert for prices.   | Plate No. |
|--------------------|---|-----------|
| T2                 | Pivot Stud, for collapsible folder connection on Style 51700 F.....   | 17        |
| WA15               | Stop Watch.....   | 19        |
| 16                 | Feed Crank Link Ferrule.....  | 28        |
| 18                 | Looper Connecting Rod Nut, right thread.....  | 19        |
| OI-19              | Pressure Pump Oil Can, 1 1/2 pints capacity..   | 53        |
| 20                 | Feed Crank Stud Washer; also for No. 51758...   | 20        |
| 22 I               | Feed Dog, for Style 51200 H (screw No. 22528)   | 9         |
| T22                | Screw, for feed dog on styles in Class 54100.   | 16        |
| 24                 | Edge Guide, for Styles 51200 H, 51300 A, 51400 K, 51500 C, 51500 G (thumbscrew No. 25).....   | 33        |
| 24 X               | Edge Guide, for Style 51200 C (thumbscrew No. 25).....  | 33        |
| 25                 | Thumbscrew, for cloth plate edge guides.....  | 18        |
| 25 B               | Screw, for angular strip guides on Styles 51400 B, 51400 C, 51700 C, 51700 D; also for Nos. 199, 199 A.....   | 15        |
| 25 C               | Screw, 9/32 inch long, for cloth plate attachments.....   | 16        |
| 25 S               | Screw, for folder clamp; also for Nos. 21163, 23432 A, K48039, 51482 A.....   | 16        |
| 25 T               | Thumbscrew, for folder swinging arm; also for Nos. 21172 F, 21172 L.....  | 17        |
| 25 CC              | Screw, for folder lever stop on Style 51700 F   | 15        |
| 28                 | Screw, for lap seam feller upper scrolls; also for Nos. 52804 A, K54381.....  | 15        |
| 28 B               | Set Screw, for needle holder thread guide on Styles 51500 C, 51500 G.....   | 15        |
| 28 C               | Set Screw, for needles on styles in Class 54100.....  | 15        |
| 36 G               | Looper Connecting Rod Ball Stud Washer.....   | 20        |
| J42 JK             | Screw Pin, for presser roller axle support on Style 51400 G.....  | 17        |
| 43                 | Feed Lift Eccentric, for styles in Classes 51400, 51700, Styles 51200 A, 51200 G, 51200 H, 51900 A; also looper avoid eccentric for styles in Classes 51400, 51700, Styles 51200 A, 51200 G, 51200 H, 51200 J, 51300 A, 51300 C, 51900 A, 51900 B-7 gauge (spot screw No. 96).....                      | 28        |
| 43 C               | Feed Lift Eccentric, for styles in Classes 51500, 54100, Styles 51200 B, 51200 C, 51200 J, 51300 A, 51300 C, 51900 B, 51900 C; also looper avoid eccentric for Styles 51200 B, 51200 C, 51300 B, 51500 A, 51500 C, 51500 D, 51500 G, 51900 B-8 gauge, 51900 B-9 gauge, 51900 C (spot screw No. 96)..... | 28        |

LIST OF PARTS

| Symbol to Order by | The figures in the last column refer only to the plates illustrating the parts and are not to be used in ordering. Refer to pink insert for prices.          | Plate No. |
|--------------------|--|-----------|
| 50 J-16            | Needle Stop Pin, for styles in Classes 51400, 51500.....   | 22        |
| 50 J-26            | Needle Stop Pin, for styles in Class 51900..   | 22        |
| 52 A               | Frame Thread Eyelet, for styles in Classes 51200, 51300, 51500, 54100, Styles 51400 G, 51900 B, 51900 C; also for No. 52894 G (screw No. 98 A and 87 U)..... | 24        |
| 54                 | Needle Lever Link.....   | 40        |
| TA54               | Hand Tally.....  | —         |
| TA55               | Hand Tachometer, 4 speed type, 90 to 12000 R.P.M.....  | 41        |
| 56                 | Needle Clamp Nut, for styles in Classes 51200, 51300.....  | 19        |
| 57 WB              | Needle Bar Thread Nipper Plate, for Style 51400 G.....   | 24        |
| 57 WC              | Needle Bar Thread Nipper Spring.....   | 21        |
| 57 WD              | Needle Bar Thread Nipper Stud; also for No. 9634.....  | 16        |
| HA61 D             | Screw, for puller connecting rod guard on Style 51400 G.....   | 16        |
| 64 A               | Presser Spring Regulating Screw, for machines equipped with internal presser spring  | 18        |
| 64 B               | Presser Spring Regulating Screw Lock Nut, for machines equipped with internal presser spring.....  | 19        |
| 65 A               | Presser Foot, hinged bottom, for Style 51200 H (clamp screw No. 91).....   | 12        |
| 65 XD              | Presser Foot Shank, for Styles 51300 B, 51300 D, 51500 D.....  | —         |
| 69 S               | Spool Pin, 4 inches long, for thread stand..   | 52        |
| 69 FD              | Screw, square head, cup point, 5/16 inch diameter, 18 threads, 5/8 inch long, for thread stand seat; also for Nos. 21664, 21665.....                         | 18        |
| 73                 | Set Screw, for looper on styles in Classes 51200, 51300, 51400, 51500, 51700, 51900..  | 15        |
| 73 A               | Screw, for needle holder thread eyelet; also for Nos. 16194 B, 35830 H.....  | 15        |
| 75 A               | Screw, for needle lever connecting rod bearing, lower; also for No. 51243 A.....   | 17        |
| 77                 | Set Screw, for feed crank link pin; also for Nos. 39135, 51420 C, 51720, 51720 D, 54108 A.....   | 15        |
| 78                 | Set Screw, for lower needle lever link pin..   | 15        |
| 79                 | Screw, for take-up eyelet stand on machines equipped with parallel take-up; also for No. 7475 Q.....   | 16        |



2004-V-

LIST OF PARTS

| Symbol to Order by | The figures in the last column refer only to the plates illustrating the parts and are not to be used in ordering. Refer to pink insert for prices.   | Plate No. |
|--------------------|---|-----------|
| 80                 | Screw, for cloth plates; also throat plate support screw for Styles 51200 C, 51200 G, 51200 H, 51200 J, 51300 A, 51300 C, 51300 D, 51400 G, 51400 H, 51400 J, 51500 D, 51700 F, 51700 G, 51700 H, 54100 B, 54100 C, 54100 D, 54100 E..... | 16        |
| 81                 | Spot Screw, for puller driving eccentrics, also for No. 41258 D.....  | 16        |
| 86                 | Stud, for collapsible folder scrolls, also for No. 7487 Q.....  | 16        |
| 86 X               | Presser Foot Hinge Stud, for Styles 51300 B, 51300 D, 51500 D, 54100 B, 54100 C, 54100 D, 54100 E.....  | 16        |
| 87                 | Screw, countersunk head, 1/4 inch long, for throat plates; also for No. 51777 L.....  | 15        |
| 87 A               | Screw, countersunk head, for oil reservoir cover..  | 15        |
| 87 B               | Screw, countersunk head, 13/64 inch long, for throat plates.....  | 15        |
| 87 U               | Screw, for oil reservoir cover thread eyelet; also for Nos. 51260, 51260 A, 51460, 51460 A, 51491, 51960, 51960 A.....  | 15        |
| 88 V               | Screw, for looper rocker cone; also for Nos. 161, <del>198 X</del> , 1287, 1288, 7827 A-6, 16134 K, 21113 B, 21161 D, 21172 J, 21172 K, 51420 L-32, 51774 L, K52524, 52818-8.....   | 15        |
| 88 A               | Set Screw, for needle bars.....   | 15        |
| 88 B               | Screw, for looper rock shaft sleeves, also needle set screw for Styles 51500 C, 51500 G.....  | 15        |
| 89                 | Spot Screw, for needle holders; also for Nos. 7486 P, 51461 A, 52883 G.....   | 15        |
| 90                 | Screw, for louver cover; also for Nos. 23215 BC, 23322 AB, 23322 AC, 23386 H, 23386 J, 23438 B, 23439 A, 51170 B, 51270 A, 51270 B, 52882 B, 53570.....   | 15        |
| 91                 | Clamp Screw, 3/8 inch long, for presser feet.....   | 15        |
| 91 A               | Screw, for presser foot flexible toe on Style 51700 C; also for No. 51430 H.....  | 15        |
| 91 D               | Clamp Screw, 7/16 inch long, for presser feet.....  | 15        |
| 93                 | Clamp Screw, for feed rocker arm; also for Nos. 21375 AH, 51244 B, 51394, 51494, 51743 B, 51743 F, 51774 P, 54196 A.....  | 16        |
| 93 A               | Screw, for frame looper thread eyelet on styles in Class 51700; also for Nos. 23324 U, 23324 V, 23401 J, 23401 K, 51959, K53133, K53135.....  | 16        |
| 94                 | Screw, for looper drive eccentric guard; also for Nos. 539, 7459 A, 51491 B-4, 54139, K54450.....   | 15        |
| 95                 | Screw, for main shaft collar; also for Nos. 21703 F, 21703 H, 21703 J, 21703 K, 41258 D.....  | 15        |

LIST OF PARTS

| Symbol to Order by | The figures in the last column refer only to the plates illustrating the parts and are not to be used in ordering. Refer to pink insert for prices.                            | Plate No. |
|--------------------|--|-----------|
| 96                 | Spot Screw, for feed lift eccentrics and looper drive eccentrics; also for Nos. 51242 C, 51243 P, 51243 Q, 51244, 51343, 51423 B, 51443, 51523 C, 51744, 51744 A, 52840 G..... | 15        |
| 96 A               | Spot Screw, for puller feed roller on Style 51400 G.....   | 15        |
| 97                 | Screw, for needle lever ball stud guide fork; also for Nos. 51243 C, 51293.....  | 16        |
| 97 A               | Screw, for looper drive connection, also for Nos. 51216 A, 51241, 51241 D, 51741, 51741 B..  | 16        |
| 98                 | Set Screw, 3/16 inch long, without pilot, for needles, also for Nos. 482, 9271, 21161 C, 51235, 51243 P, 51243 Q, 51244, 51343, 51443, 51744, 51744 A, 52840 G.....            | 15        |
| 98 A               | Screw, for frame thread eyelets, also for No. 23324 R.....   | 15        |
| 100 B              | Thread Stand Wire, 16 inches long (set screw No. 22632 F-24).....  | 51        |
| 107                | Strip Tension Ferrule, for Styles 51400 D, 51400 G, 51700 D.....   | 24        |
| 108                | Strip Tension Nut, for Styles 51400 D, 51400 G, 51700 D.....   | 19        |
| 109                | Tension Disc, with contact surface 5/64 inch wide, for machines using needle threads the equivalent in size of No. 50 and smaller.....   | 24        |
| 109 B              | Tension Disc, with contact surface 1/8 inch wide, for machines using needle threads the equivalent in size of No. 40 and larger.....   | 24        |
| 110-3              | Tension Spring, .040 inch diameter wire, for tape reel axle, also for Nos. 21182 N, 21182 T.....   | 21        |
| 112                | Throat Plate, for Style 51200 H (screw No. 87)..   | 5         |
| 116                | Wrench, 9/32 inch opening, for needle clamp nut.   | 42        |
| 116 A              | Wrench, 7/32 inch opening, for hexagonal head needle set screws.....   | 42        |
| 118 B              | Thread Tweezers.....   | 42        |
| V118               | Tap, marked "X2" for plus size cloth plate screw No. 22521.....  | 25        |
| 134                | Stud, for collapsible folder connection link on Style 51700 F.....   | 16        |
| 136                | Screw, for facing strip folder bracket on Styles 51400 B, 51400 D, 51700 D.....  | 17        |
| 137                | Needle Thread Controller Eyelet, for Styles 51200 A, 51200 G, 51200 H, 51900 B, 51900 C...   | 24        |
| 138                | Needle Thread Controller Eyelet Screw.....   | 15        |
| 158 A              | Frame Looper Thread Eyelet, with three holes, for styles in Classes 51700, 51900, Styles 51200 A, 51200 G, 51200 H, 51400 G (screw No. 98 A).....                              | 24        |

LIST OF PARTS

| Symbol to Order by | The figures in the last column refer only to the plates illustrating the parts and are not to be used in ordering. Refer to pink insert for prices.         | Plate No. |
|--------------------|---|-----------|
| 158 B              | Frame Looper Thread Eyelet, with two holes, for styles in Classes 51400, 51500, 51700 (screw No. 98 A).....   | 24        |
| 161                | Collar, for binding holder disc on Styles 51200 A, 51200 B (screw No. 88).....  | 20        |
| 166                | Set Screw, hexagonal head, for feed bar on Style 51400 G.....   | 15        |
| 187 A              | Adjusting Screw, for throw-out folder guides; also for Nos. 11534, 23449 C, K49039.....   | 15        |
| 187 B              | Screw, for needle holder thread guides.....   | 15        |
| 188 D              | Thumb Screw, for elastic band spool support loose cone on Style 51400 G.....  | 17        |
| 195 X              | Throat Plate, for Style 51300 D (screw No. 87)..  | 6         |
| 195 Y-6            | Throat Plate, for No. 26 gauge Style 51500 D (screw No. 87).....  | 6         |
| 197 X              | Feed Dog, for Style 51300 D (screw No. 22528)..   | 8         |
| 197 Y              | Feed Dog, for No. 26 gauge Style 51500 D (screw No. 22528).....   | 8         |
| 198 B-6            | Presser Foot, for No. 26 gauge Style 51400 J (clamp screw No. 91).....  | 10        |
| 198 X              | Presser Foot Assembly, for Style 51300 D; one each Nos. 198 XA, 65 XD, 86 X, 199; two each Nos. 25 B, 88.....   | 12        |
| 198 XA             | Presser Foot Bottom, for Style 51300 D.....   | —         |
| 199                | Presser Foot Needle Guard, for Style 51300 D (screw No. 25 B).....  | 14        |
| 199 A              | Presser Foot Needle Guard, for Style 51500 D (screw No. 25 B).....  | 14        |
| 201 A              | Lower Tape Reel Support, Interlining Support, and Elastic Band Spool Support, for Styles 51400 B, 51400 C, 51400 D, 51400 G, 51700 C, 51700 D, 51700 E..... | 53        |
| 201 C              | Thumbscrew, for lower tape reel axle; also for No. 751.....   | 18        |
| 226                | Pivot Screw, for collapsible folder operating rod on Style 51700 F.....   | 15        |
| 243                | Cloth Plate End Cover Spring, for Style 51400 G (screw No. 22711).....  | 38        |
| 258 A              | Looper Rocker Cone Nut; also for Nos. 35833 A, 51134 G.....   | 19        |
| 269                | Looper Connecting Rod Nut, left thread; also for No. 51236 C.....   | 19        |
| 357                | Screw, for cloth plate slide spring on Styles 51400 A, 51400 E, 51400 K, 51900 A.....   | 15        |
| 380                | Spring, for cloth plate slide on Styles 51400 A, 51400 E, 51400 K, 51900 A (screw No. 357).....   | 21        |
| 402                | Collapsible Folder Connection Pivot Stud, upper, for Style 51700 F.....   | 16        |

LIST OF PARTS

| Symbol to Order by | The figures in the last column refer only to the plates illustrating the parts and are not to be used in ordering. Refer to pink insert for prices. | Plate No. |
|--------------------|---|-----------|
| 413                | Oil Can, complete. . . . .  | 51        |
| 420                | Presser Roller Lifter Lever Stud, length over all 1 43/64 inch, for Style 51400 G .   | 18        |
| 420 C              | Presser Roller Lifter Lever Stud, length over all 2 5/16 inches, for Style 51400 G (nut No. 11635 B). . . . .                                       | 18        |
| 421                | Lifter Lever Chain, 38 inches long . . . . .  | 42        |
| 421 C-10           | Knee Press Chain, 10 inches long . . . . .  | 42        |
| 422                | Lifter Treadle . . . . .  | 51        |
| 423                | Lifter Treadle Base. . . . .  | 42        |
| 424                | Lifter Treadle Pin (screw No. 22813) . . . . .  | 42        |
| 426                | Collapsible Folder Lever Spring, for Style 51700 F. . . . .   | 21        |
| 430 A              | Upper Tape Reel Axle, for machines using strips from 1 inch to 1 5/8 inches wide. .   | 25        |
| 430 B              | Upper Tape Reel Axle, for machines using strips from 1 1/2 inches to 2 3/8 inches wide . . . . .  | 25        |
| 430 C              | Upper Tape Reel Axle, for machines using strips from 2 1/8 inches to 3 inches wide. .   | 25        |
| 431 A              | Upper Tape Reel Spring Latch . . . . .  | 30        |
| 432                | Upper Tape Reel Tension Spring . . . . .  | 21        |
| 433                | Upper Tape Reel Tension Nut, knurled . . . . .  | 19        |
| 434                | Upper Tape Reel Tension Lock Nut . . . . .  | 19        |
| 482                | Feed Rocker Shaft Collar; also looper rock shaft collar, for styles in Class 54100 (set screw No. 98) . . . . .                                     | 35        |
| Y500-257           | Expansion Reamer, for needle bar bearings, size .257 inch . . . . .   | 50        |
| Y502-319           | Expansion Reamer, for upper presser bar bearing, size .319 inch. . . . .  | 50        |
| Y503-319           | Expansion Reamer, for lower presser bar bearing, size .319 inch. . . . .  | 50        |
| Y505-407           | Expansion Reamer, for looper rocker and feed rocker shaft bearings, size .407 inch. . .   | 50        |
| Y506-530           | Expansion Reamer, for main shaft bearings, size .530 inch . . . . .   | 50        |
| 531                | Set Screw, for presser bar guide and thread controller rack, on Styles 51200 A, 51200 G, 51200 H, 51900 B, 51900 C . . . .                          | 15        |
| 538                | Screw, for supporting feed dogs. . . . .  | 15        |
| 539                | Frame Thread Eyelet, 2 1/4 inches long, for styles in Class 54100, Style 51500 D (screw No. 94) . . . . .   | 30        |
| 604                | Screw, for intermediate feed gear guard on Style 51700 E; also for Nos. 16241, 51775 A. . . . .   | 15        |

LIST OF PARTS

| Symbol to Order by | The figures in the last column refer only to the plates illustrating the parts and are not to be used in ordering. Refer to pink insert for prices. | Plate No. |
|--------------------|---|-----------|
| 605                | Screw, for needle stop plate, on Styles 51700 C, 51700 D, 51700 E; also for Nos. 8040, 16194, 16241 A, 35788 B, 52882 D. . .                        | 15        |
| 605 A              | Screw, for differential feed gear yoke spring; also for Nos. 7933-48, 7933-61, 9735, 16194, 23449 B, 51774 T . . . . .                              | 15        |
| 627                | Clamp Screw, for looper driving arm on styles in Class 54100. . . . .   | 17        |
| 650-28             | Stove Bolt, flat head, 1/4 x 3 1/2 inches . .   | —         |
| 650-40             | Stove Bolt, 1/4 x 5 inches. . . . .   | —         |
| 650 A-16           | Stove Bolt, flat head, 5/16 x 2 inches. . . .   | —         |
| 650 A-18           | Stove Bolt, flat head, 5/16 x 2 1/4 inches. . .   | —         |
| 650 A-20           | Stove Bolt, flat head, 5/16 x 2 1/2 inches. . .   | —         |
| 650 B-26           | Stove Bolt, flat head, 3/8 x 3 1/4 inches, for table tops. . . . .  | —         |
| 650 X-18           | Carriage Bolt, 5/16 x 2 1/4 inches, for attaching "Electro Drive" . . . . .   | —         |
| 650 X-22           | Carriage Bolt, 5/16 x 2 3/4 inches, for attaching "Electro Drive" . . . . .   | —         |
| 650 X-32           | Carriage Bolt, 5/16 x 4 inches, for attaching "Electro Drive" . . . . .   | —         |
| 651 D-24           | Nut, 3/8 inch, square . . . . .   | —         |
| 652-16             | Washer, 1/4 inch. . . . .   | —         |
| 652-20             | Washer, 5/16 inch . . . . .   | —         |
| 652-24             | Washer, 3/8 inch. . . . .   | —         |
| 652 C-9            | Shake Proof Lock Washer, for needle bar eyelet. . . . .   | 20        |
| 660-73             | Needle Thread Lubricator Oil Reservoir, for Styles 51300 D, 51500 D . . . . .   | —         |
| 660-74             | Connection Sleeve, for oil line to main bearing on Styles 51200 A, 51200 G, 51200 H, 51900 B, 51900 C; also for No. 21396 C. . .                    | 29        |
| 660-75             | Connection Sleeve Coupling; also for No. 21396 C . . . . .  | 29        |
| 660-81             | Oil Drain Extension, for Styles 51300 D, 51500 D, 51700 F, 51700 G, 54100 B, 54100 C  | 42        |
| 660-84             | Tube, left, for oil line to main shaft bearing on Styles 51200 A, 51200 G, 51200 H, 51900 B, 51900 C. . . . .                                       | 37        |
| 660-85             | Tube, middle, for oil line to main bearings on Styles 51200 A, 51200 G, 51200 H, 51900 B, 51900 C. . . . .  | 37        |
| 660-90             | Felt Wiper, for looper drive eccentric connection. . . . .  | 29        |
| 660-92             | Leather Washer, upper, 3/16 inch hole, for main shaft oil gauge; also for No. 39193. .  | 20        |
| 660-93             | Leather Washer, lower, 1/4 inch hole, for main shaft oil gauge; also for No. 39193. .   | 20        |

LIST OF PARTS

| Symbol<br>to<br>Order<br>by | The figures in the last column refer only<br>to the plates illustrating the parts and<br>are not to be used in ordering.<br>Refer to pink insert for prices.   | Plate<br>No. |
|-----------------------------|--|--------------|
| 660-94                      | Glass Tube, for main shaft oil gauge. . . . .  | 37           |
| 660-95                      | Cap, for main shaft oil gauge . . . . .  | 29           |
| 660-104                     | Oil Line "T" Coupling, for inner right main<br>shaft bearing on Styles 51200 A, 51200 G,<br>51200 H, 51900 B, 51900 C . . . . .  | 37           |
| 660-107                     | Oil Line Coupling, for left main shaft bear-<br>ing on Styles 51200 A, 51200 G, 51200 H,<br>51900 B, 51900 C. . . . .  | 29           |
| 660-112                     | Spring and Catch, for trays . . . . .  | 14           |
| 660-136                     | Feed Crank Link Oil Tube, for styles in<br>Classes 51200, 51300, 51400, 51500, 51900 .   | 37           |
| 660-138                     | Feed Crank Link Oil Tube, for styles in Class<br>54100 . . . . .   | 37           |
| 660-143                     | Looper Drive Eccentric Oil Tube, for styles<br>in Class 54100. . . . .   | 29           |
| 660-148                     | Isolated Insulator, for table top on line<br>assembly individual power table (plain nut<br>No. 651 D-24, cap nut No. 21371 CT, washer<br>No. 652-24) . . . . .   | 42           |
| 660-152                     | Oil Line "T" Coupling, for inner right main<br>shaft bearing on Styles 51200 A, 51200 G,<br>51200 H, 51900 B, 51900 C . . . . .  | 37           |
| 660-159                     | Idle Pulleys, set of two, for leading floor<br>treadle lifter chain away from transmitter<br>or line shaft on American Safety Table<br>installations . . . . .   | 51           |
| 666-13                      | Felt Wick, spring pressed, for main shaft<br>bearings. . . . .   | 29           |
| 666-16                      | Reservoir, glass, for oil drain assembly. . .  | 48           |
| 666-19                      | Felt Wick, for needle lever connecting rod<br>bearing . . . . .  | 29           |
| 666-28                      | Oil Cup, for needle lever stud (nut No.<br>12987 A). . . . .   | 29           |
| 666-29                      | Felt Wick, for needle lever stud. . . . .  | 37           |
| 666-49                      | Glass Tube, for oil level gauge No. 39193 . .  | 29           |
| 666-50                      | Oil Cup, press fit, for upper oil reservoir<br>cover . . . . .   | 29           |
| 666-66                      | Oil Tube, for looper drive eccentric assem-<br>blies on styles in Classes 51300, 51500,<br>51700, Styles 51200 B, 51200 C, 51200 J,<br>51400 A, 51400 B, 51400 C, 51400 D, 51400 E,<br>51400 F, 51400 H, 51400 J, 51400 K, 51400 L,<br>51400 M, 51400 N, 51900 A . . . . . | 29           |
| 666-73                      | Tube, left, for oil line to main shaft bear-<br>ings on Style 51400 G . . . . .  | 37           |
| 666-74                      | Oil Line "T" Coupling, 1 inch long, for oil<br>line to main shaft bearings on Style<br>51400 G . . . . .   | 37           |
| 667 D-16                    | Dowel Pin, 1 inch long, for puller frame on<br>Style 51400 G . . . . .   | —            |

LIST OF PARTS

| Symbol<br>to<br>Order<br>by | The figures in the last column refer only<br>to the plates illustrating the parts and<br>are not to be used in ordering.<br>Refer to pink insert for prices.                                      | Plate<br>No. |
|-----------------------------|---|--------------|
| 668-5                       | Porcelain Thread Eyelet, 1/4 inch long, for rear take-up thread eyelet on Styles 51200 A, 51200 G, 51200 H. . . . .   | 23           |
| 668-6                       | Porcelain Thread Eyelet, 3/8 inch long, for rear take-up thread eyelet on Styles 51900 B, 51900 C. . . . .  | 23           |
| 668-7                       | Porcelain Thread Eyelet, 5/32 inch long, for tension thread eyelets; also for Nos. 51260, 51460, 51960 A . . . . .  | 23           |
| 668-12                      | Porcelain Thread Eyelet Locking Ferrule, for tension thread eyelets. . . . .  | 23           |
| 668-13                      | Porcelain Thread Eyelet Locking Ferrule, for take-up thread eyelets on Styles 51200 A, 51200 G, 51200 H, 51400 G, 51700 C, 51700 D, 51700 E, 51700 F, 51700 G, 51700 H, 51900 B, 51900 C. . . . . | 23           |
| 719                         | Set Screw, for needle lever stud; also for No. 51250 B . . . . .  | 16           |
| 751                         | Elastic Band Spool Support Pin (thumbscrew No. 201 C). . . . .  | 53           |
| 753                         | Elastic Band Spool Support Adjustable Cone (thumbscrew No. 188 D). . . . .  | 30           |
| Y802                        | Taper Reamer, for needle lever link and feed crank link pins. . . . .   | 50           |
| 1096 B                      | Set Screw, for needle seat block on styles in Class 54100. . . . .  | 15           |
| 1248                        | Feed Crank Link Shim, leather . . . . .   | 27           |
| 1280                        | Looper Rocker Stud Nut, for styles in Class 51700 . . . . .   | 19           |
| 1286                        | Needle Lever Link Pin Assembly; also feed crank link pin assembly; one each Nos. 1286 A, 1286 B, 12964 C, 22560. . . . .  | 25           |
| 1286 A                      | Needle Lever Link Pin (set screw for upper link pin No. 77, clamp screw No. 22864, clamp screw nut No. 51250 C, set screw for lower link pin No. 78). . . . .                                     | 25           |
| 1286 B                      | Needle Lever Link Pin Spring; also for No. HA1286 (screw No. 22560). . . . .  | 21           |
| HA1286                      | Presser Roller Fork Pin, for Style 51400 G (screw No. 22560 B) . . . . .  | 35           |
| 1287                        | Needle Bar Thread Nipper Assembly, for Style 51400 G; one each Nos. 57 WB, 57 WC, 57 WD, 88, 1288. . . . .  | 24           |
| 1288                        | Needle Bar Thread Nipper Collar (screw No. 88) . . . . .  | 24           |
| 1332                        | Collapsible Folder Operating Screw Pin, for Style 51700 F . . . . .   | 17           |
| 1346                        | Strip Tension Post, for Styles 51400 D, 51400 G, 51700 D . . . . .  | 24           |

LIST OF PARTS

| Symbol<br>to<br>Order<br>by | The figures in the last column refer only<br>to the plates illustrating the parts and<br>are not to be used in ordering.<br>Refer to pink insert for prices.        | Plate<br>No. |
|-----------------------------|---|--------------|
| 1349 A-5                    | Tension Spring, conical, .040 inch diam.<br>wire, for piping strip holder axle on<br>Styles 51700 G, 51700 H . . . . .  | 21           |
| 1361 A                      | Presser Spring Pin, for machines equipped<br>with internal presser spring. . . . .  | 27           |
| 1740                        | Presser Foot Yielding Section Plunger<br>Pin, for Styles 51500 C, 51700 E. . . . .  | —            |
| 4761                        | Looper Connecting Rod, 2 1/16 inches<br>long, for Nos. 112 and 128 gauge styles<br>in Class 51700 (nut, right thread No.<br>18, nut, left thread No. 269) . . . . . | 25           |
| 6042 A                      | Tilting Feed Dog Holder Washer. . . . .   | 20           |
| 6405 M                      | Feed Dog, for Style 51200 B (screw No.<br>22528). . . . .   | 8            |
| 6405 U                      | Feed Dog, for Style 51200 J (screw No.<br>22528). . . . .   | 8            |
| 6405 W                      | Feed Dog, for Style 51200 C (screw No.<br>22528). . . . .   | 8            |
| 6420 W                      | Presser Foot, for Styles 51200 B, 51200 C<br>(clamp screw No. 91, adjusting screw<br>No. 22840 A, adjusting screw nut No.<br>51430 F). . . . .                      | 12           |
| 6424 W                      | Throat Plate, for Style 51200 C (screw<br>No. 87) . . . . .   | 5            |
| 6428 L                      | Throat Plate, for Style 51200 J (screw<br>No. 87) . . . . .   | 4            |
| 7005 A-4 1/2                | Feed Dog, for No. 16 gauge Style 51400 H.   | 8            |
| 7005 A-6                    | Feed Dog, for No. 18 gauge Style 51400 H.<br>Feed Dog Screw No. 22528   | 8            |
| 7018 E-5                    | Needle Holder, for No. 18 gauge Styles<br>51400 G, 51400 H, 51500 A (spot screw<br>No. 89, needle set screw No. 98). . . . .  | 22           |
| 7018 E-5 1/2                | Needle Holder, for No. 24 gauge Style<br>51400 G (spot screw No. 89, needle set<br>screw No. 98) . . . . .  | 22           |
| 7018 E-6                    | Needle Holder, for No. 26 gauge Styles<br>51400 J, 51500 D (spot screw No. 89,<br>needle set screw No. 98). . . . .   | 22           |
| 7020 B-4 1/2                | Presser Foot, for No. 16 gauge Style<br>51400 H . . . . .   | 10           |
| 7020 B-5                    | Presser Foot, for No. 18 gauge Style<br>51400 H . . . . .   | 10           |
| 7024 C-4 1/2                | Presser Foot Clamp Screw No. 91<br>Throat Plate, for No. 16 gauge Style<br>51400 H . . . . .  | 6            |
| 7024 C-5                    | Throat Plate, for No. 18 gauge Style<br>51400 H . . . . .<br>Throat Plate Screw No. 87  | 6            |



LIST OF PARTS

| Symbol to Order by | The figures in the last column refer only to the plates illustrating the parts and are not to be used in ordering. Refer to pink insert for prices. | Plate No. |
|--------------------|---|-----------|
| 7040-6             | Thread Guide, detachable, for needle holders on Nos. 18, 24 and 26 gauge Styles 51400 G, 51400 H, 51400 J, 51500 A, 51500 D. . . . .                | 22        |
| 7040-48            | Thread Guide, detachable, for needle holders on Nos. 56 and 64 gauge styles in Class 51700 . . . . .  | 22        |
| 7040-61            | Thread Guide, detachable, for needle holders on Nos. 72, 80 and 88 gauge styles in Class 51700. . . . .   | 22        |
| 7403 P             | Thread Guide Screw No. 187 B<br>Supplemental Edge Guide, for Style 51400 G (screw No. 25 C) . . . . .   | 30        |
| 7405 B-6           | Feed Dog, for No. 26 gauge Style 51400 J  | 7         |
| 7405 U-4 1/2       | Feed Dog, for No. 16 gauge Style 51400 G  | 7         |
| 7405 AF-5 1/2      | Feed Dog, for No. 24 gauge Style 51400 G  | 7         |
| 7405 AG-5          | Feed Dog, for No. 18 gauge Style 51400 G<br>Feed Dog Screw No. 22528  | 7         |
| 7420 AG-4 1/2      | Presser Foot, for No. 16 gauge Style 51400 G. . . . .   | 10        |
| 7420 AG-5          | Presser Foot, for No. 18 gauge Style 51400 G. . . . .   | 10        |
| 7420 AG-5 1/2      | Presser Foot, for No. 24 gauge Style 51400 G. . . . .   | 10        |
|                    | Presser Foot Clamp Screw No. 91   | 10        |
| 7424 B-6           | Throat Plate, for No. 26 gauge Style 51400 J. . . . .   | 6         |
| 7424 AF-5 1/2      | Throat Plate, for No. 24 gauge Style 51400 G. . . . .   | 4         |
| 7424 AG-5          | Throat Plate, for No. 18 gauge Style 51400 G. . . . .   | 6         |
|                    | Throat Plate Screw No. 87   |           |
| 7459 A             | Take-up Thread Eyelet Spring, for styles in Class 51700, Styles 51200 A, 51200 G, 51200 H, 51400 G, 51900 B, 51900 C (screw No. 94) . . . . .       | 21        |
| 7475 Q             | Puller Feed Clutch Flange, for Style 51400 G (screw No. 79) . . . . .   | 43        |
| 7476 P             | Lower Puller Roller Shaft, for Style 51400 G. . . . .   | 35        |
| 7479 P             | Lower Puller Roller Shaft Bushing, 63/64 inch long, for Style 51400 G . . . . .   | 26        |
| 7481 P             | Presser Roller Axle Support, for Style 51400 G (stop pin No. J42 JK). . . . .   | 43        |
| 7482 P             | Presser Roller Hand Lifter Lever, for Style 51400 G (stud No. 420, set screw No. 92201) . . . . .   | 48        |
| 7485 P             | Puller Connecting Rod Guard, for Style 51400 G (set screw No. HA61 D, attaching screw No. 22517) . . . . .  | 43        |

LIST OF PARTS

| Symbol to Order by | The figures in the last column refer only to the plates illustrating the parts and are not to be used in ordering. Refer to pink insert for prices.                      | Plate No. |
|--------------------|--|-----------|
| 7486 P             | Presser Roller Lifter Lever, for Style 51400 G (screw No. 89, stud No. 420 C, nut No. 11635 B) . . . . .   | 52        |
| 7486 PA            | Presser Roller Lifter Lever Angle Plate, for Style 51400 G (screw No. 22542) . . . . .   | 27        |
| 7487 Q             | Presser Spring, for puller lifter lever on Style 51400 G (stud No. 86) . . . . .   | 44        |
| 7489 P             | Presser Roller Axle Support Guide Pin, for Style 51400 G . . . . .   | 34        |
| 7490 P             | Puller Feed Roller, for Style 51400 G (spot screw No. 96 A, set screw No. 22597) . . . . .   | 43        |
| 7491 P             | Puller Presser Roller, for Style 51400 G . . . . .   | 43        |
| 7528 H-4 1/2       | Throat Plate, for No. 16 gauge Style 51400 G (screw No. 87) . . . . .  | 6         |
| 7827 A-6           | Presser Foot, for No. 26 gauge Style 51500 D (set screw No. 88, hinge screw No. 86 X, shank No. 65 XD, needle guard No. 199 A, needle guard screws No. 25 B) . . . . .   | 12        |
| 7933-48            | Needle Stop Plate, for Nos. 56 and 64 gauge styles in Class 51700 (screw No. 605 A) . . . . .  | 22        |
| 7933-61            | Needle Stop Plate, for Nos. 72, 80 and 88 gauge styles in Class 51700 (screw No. 605 A) . . . . .  | 22        |
| 7947               | Feed Crank Link Nut; also for No. 51245 . . . . .  | 19        |
| 8040               | Presser Foot Yielding Section Spring, for Nos. 64, 72 and 80 gauge Styles 51700 E, 51700 G, 51700 H (screw No. 605) . . . . .  | 22        |
| 8118-64            | Needle Holder, for No. 64 gauge styles in Class 51700 (spot screw No. 89, set screw No. 98) . . . . .  | 22        |
| 8372 A             | Looper Drive Ball Joint Locking Stud Washer, for styles in Classes 51300, 51400, 51500, 51700, Styles 51200 B, 51200 C, 51200 J, 51900 A; also for No. 23448-80. . . . . | 20        |
| 9224 E             | Throat Plate, for Styles 51300 A, 51300 C (screw No. 87) . . . . .   | 5         |
| 9255               | Facing Strip Folder Washer, for Styles 51400 B, 51400 D, 51700 D; also for No. 23436 . . . . .   | 20        |
| 9271               | Knee Press Shaft Collar (screw No. 98) . . . . .   | 35        |
| 9634               | Yielding Bottom Spring, for Style 51200 G (screw No. 57 WD) . . . . .  | 22        |
| 9634 A             | Yielding Bottom Spring Pin, for Style 51200 G . . . . .  | 12        |

11.60

LIST OF PARTS

| Symbol to Order by | The figures in the last column refer only to the plates illustrating the parts and are not to be used in ordering. Refer to pink insert for prices.  | Plate No. |
|--------------------|--|-----------|
| 9705               | Feed Dog, for Style 51200 G (screw No. 22528).   | 9         |
| 9720               | Presser Foot, for Style 51200 G (clamp screw No. 91, yielding bottom spring stud No. 57 WD, yielding bottom spring No. 9634, yielding bottom spring pin No. 9634 A, yielding section No. 9733, detachable toe No. 9735, detachable toe screw No. 605 A). | 12        |
| 9724               | Throat Plate, for Style 51200 G (screw No. 87)   | 5         |
| 9733               | Yielding Section, for presser foot on Style 51200 G.   | —         |
| 9735               | Detachabale Toe, for presser foot on Style 51200 G (screw No. 605 A).  | 12        |
| 9939 F             | Looper Rocker Shaft, 7 1/2 inches long, for styles in Class 54100.   | 48        |
| 11534              | Yielding Side Spring, for Style 51200 J (screw No. 187 A)  | 22        |
| 11635 B            | Nut, for presser roller lifter lever stud on Style 51400 G.  | 19        |
| 11638 M            | Main Shaft Oil Gauge Nut; also for No. 21396 C   | 19        |
| 12538              | Looper Rocker Ball Stud Nut, for styles in Classes 51200, 51300, 51400, 51500, 51700, 51900.   | 19        |
| 12935 A            | Screw, for adjusting presser foot bottom on Style 51900 A.   | 15        |
| 12957 E            | Spring Washer, for binder bracket on Style 51200 B; also for Nos. 23184 K, 23437 A, 23449 A.   | 20        |
| 12964 C            | Needle Lever Link Pin Ball; also for No. HA1286  | 19        |
| 12982              | Lock Nut, for presser roller hand lifter lever regulating screw on Style 51400 G.  | 19        |
| 12986 B            | Pivot Stud, for collapsible scroll on Style 51700 F.   | 16        |
| 12987 A            | Nut, for needle lever stud oil cup   | 19        |
| 12988 A            | Plug Screw, for opening in top of bed on styles in Classes 51300, 51700, 54100; also Styles 51200 B, 51200 C, 51200 J, 51400 A, 51400 B, 51400 C, 51400 D, 51400 E, 51400 F, 51400 H, 51400 J, 51400 K, 51400 L, 51400 M, 51400 N, 51900 A               | 17        |
| 14077              | Looper Rocker Ball Stud Nut, for styles in Class 51700.  | 19        |
| 14090              | Looper Thread Tension Spring, for Styles 51400 A, 51400 B, 51400 C, 51400 D, 51400 E, 51400 F, 51400 H, 51400 J, 51400 K, 51400 L, 51400 M, 51400 N  | 21        |
| 14786 A            | Differential Feed Roll Yoke Support Pin, for Style 51700 E.  | 35        |
| 15430 C            | Needle Lever Connecting Rod Nut, left thread, also for No. 21708   | 19        |

605

LIST OF PARTS

| Symbol<br>to<br>Order<br>by | The figures in the last column refer only<br>to the plates illustrating the parts and<br>are not to be used in ordering.<br>Refer to pink insert for prices.   | Plate<br>No. |
|-----------------------------|--|--------------|
| 15430 D                     | Needle Lever Connecting Rod Nut,<br>right thread; also for No. 21708. .  | 19           |
| 15438 D                     | Differential Feed Intermediate Gear<br>Stud, for Style 51700 E (nut No.<br>43443 Q). . . . .   | 16           |
| 15465 F                     | Looper Rocker Cone (screw No. 88,<br>nut No. 258 A). . . . .   | 28           |
| 16134 K(12-64-12)           | Presser Foot, for No. (12-64-12)<br>gauge styles in Class 54100 (set<br>screw No. 88, hinge stud No. 86 X,<br>yielding section spring No. 16194,<br>yielding section attaching screw<br>No. 605, yielding section adjusting<br>screw No. 605 A). . . . .   | 11           |
| 16134 K(16-64-16)           | Presser Foot, for No. (16-64-16) gauge<br>styles in Class 54100 (set screw<br>No. 88, hinge stud No. 86 X, yield-<br>ing section spring No. 16194,<br>yielding section attaching screw<br>No. 605, yielding section adjusting<br>screw No. 605 A). . . . . | 11           |
| 16152-56                    | Needle Holder, for No. 56 gauge<br>styles in Class 51700 (spot screw<br>No. 89, needle set screw No. 98). .  | 22           |
| 16152-72                    | Needle Holder, for No. 72 gauge<br>styles in Class 51700 (spot screw<br>No. 89, needle set screw No. 98). .  | 22           |
| 16152-80                    | Needle Holder, for No. 80 gauge<br>styles in Class 51700 (spot screw<br>No. 89, needle set screw No. 98). .  | 22           |
| 16152-88                    | Needle Holder, for No. 88 gauge<br>styles in Class 51700 (spot screw<br>No. 89, needle set screw No. 98). .  | 22           |
| 16152-96                    | Needle Holder, for No. 96 gauge<br>styles in Class 51700 (spot screw<br>No. 89, needle set screw No. 22580)  | 22           |
| 16152-112                   | Needle Holder, for No. 112 gauge<br>styles in Class 51700 (spot screw<br>No. 89, needle set screw No. 98). .   | 22           |
| 16152-128 ✓                 | Needle Holder, for No. 128 gauge<br>styles in Class 51700 (spot screw<br>No. 89, needle set screw No. 98). .   | 22           |
| 16154(12-64-12)             | Needle Holder, for No. (12-64-12)<br>gauge styles in Class 54100 (spot<br>screw No. 89) . . . . .  | 38           |
| 16154(16-64-16)             | Needle Holder, for No. (16-64-16)<br>gauge styles in Class 54100 (spot<br>screw No. 89) . . . . .  | 38           |

LIST OF PARTS

| Symbol<br>to<br>Order<br>by | The figures in the last column refer only<br>to the plates illustrating the parts and<br>are not to be used in ordering.<br>Refer to pink insert for prices.   | Plate<br>No. |
|-----------------------------|--|--------------|
| 16164                       | Tension Post Ferrule, for strip tensions on Styles 51400 D, 51400 G, 51700 D . . . . .   | 24           |
| 16182 B                     | Needle Stop Plate, for No. 96 gauge styles in Class 51700 (screw No. 605). . . . .   | 38           |
| 16182 C                     | Needle Stop Plate, for Nos. 112 and 128 gauge styles in Class 51700 (screw No. 605). . . . .   | 38           |
| 16184 A-4(12-64-12)         | Needle Seat Block, for No. (12-64-12) gauge styles in Class 54100 (set screw No. 1096 B) . .   | 38           |
| 16184 A-4(16-64-16)         | Needle Seat Block, for No. (16-64-16) gauge styles in Class 54100 (set screw No. 1096 B). .  | 38           |
| 16194                       | Presser Foot Yielding Section Spring, for Styles 51400 M, 51700 F, 51700 G, 51700 H, 54100 B, 54100 C, 54100 D, 54100 E (attaching screw No. 605, adjusting screw No. 605 A) . . .   | 22           |
| 16194 B                     | Presser Foot Strip Guide, for Styles 51700 G, 51700 H (screw No. 73 A). . . . .  | 12           |
| 16197-2-16                  | Needle Holder Thread Eyelet, for styles in Class 54100 (screw No. 73 A . . . . .   | 24           |
| 16241                       | Spring, for tilting right section of presser foot on Style 51700 F (screw No. 604). . . . .  | 22           |
| 16241 A                     | Spring, for tilting left section of presser foot on Style 51700 F (screw No. 605). . . . .   | 22           |
| 16505-88                    | Feed Dog, for No. 88 gauge Style 51700 F (screw No. 22528). . . . .  | 9            |
| 16524 B-88                  | Throat Plate, for No. 88 gauge Style 51700 F (screw No. 87) . .  | 6            |
| 16527 B-88                  | Presser Foot, for No. 88 gauge Style 51700 F (set screws No. 22570, yielding section spring No. 16194, yielding section spring attaching screw No. 605, yielding section spring adjusting screw No. 605 A, right section tilting spring No. 16241, right section tilting spring screw No. 604, left section tilting spring No. 16241 A, left section tilting spring screw No. 605) . . . . . | 11           |

LIST OF PARTS

| Symbol to Order by | The figures in the last column refer only to the plates illustrating the parts and are not to be used in ordering. Refer to pink insert for prices.   | Plate No. |
|--------------------|---|-----------|
| 16638 D            | Elastic Guide Spring, for Style 51400 G . . .   | 21        |
| 21104 A            | Thread Stand Base; also upper tape reel support base (screw No. 22509). . . . .   | 52        |
| 21104 B-2          | Piping Cord Stand Rod, 2 inches long, for Styles 51700 G, 51700 H . . . . .   | 48        |
| 21104 B-11         | Thread Stand Rod, 11 inches long; also upper tape reel support rod and piping cord stand rod. . . . .   | 48        |
| 21104 B-14         | Upper Tape Reel Support Rod, 14 inches long, for Styles 51700 G, 51700 H . . . .  | 48        |
| 21104 B-20         | Upper Tape Reel Support Rod, 20 inches long, for styles in Classes 51700 . . . .  | 48        |
| 21104 C            | Piping Cord Stand Rod Connection, for Styles 51700 G, 51700 H (screw No. 22509)   | 41        |
| 21104 D            | Piping Cord Spool Seat, for Styles 51700 G, 51700 H . . . . .   | 52        |
| 21104 E            | Piping Cord Spool Seat Connection, for Styles 51700 G, 51700 H . . . . .  | 41        |
| 21104 F            | Piping Cord Spool Seat Pad, for Styles 51700 G, 51700 H. . . . .  | 52        |
| 21104 G            | Piping Cord Spool Pin, for Styles 51700 G, 51700 H . . . . .  | 52        |
| 21104 H            | Piping Cord Spool Pin Nut, for Styles 51700 G, 51700 H. . . . .   | 19        |
| 21104 K            | Piping Cord Guide Wire, for Styles 51700 G, 51700 H (screw No. 22632 F-24). . . . .   | 52        |
| 21105 J            | Piping Cord Stand Cord Guide, for Styles 51700 G, 51700 H. . . . .  | 24        |
| 21113 A            | Thread Stand Wire Extension, 6 inches long (set screw No. 22632 F-24). . . . .  | 35        |
| 21113 B            | Thread Stand Wire Coupling (screw No. 88) .   | 24        |
| 21130 A-2          | Thread Stand Seat, 2 spools . . . . .   | 52        |
| 21130 A-4          | Thread Stand Seat, 4 spools . . . . .   | 52        |
| 21130 A-6          | Thread Stand Seat, 6 spools . . . . .   | 52        |
| 21145              | Thread Stand Seat Set Screw No. 69 FD   |           |
| 21150 A            | Cone, wood, for thread stand. . . . .   | 42        |
|                    | Upper Tape Reel Assembly, for machines using strips 1 inch to 1 5/8 inches wide, one each Nos. 430 A, 25 S, 88, 94, 431 A, 432, 433, 434, 21161 C, 21161 D, 21163, 21164 and two each Nos. 98, 21157. Specify component parts in ordering . . . . .       | 53        |
| 21150 B            | Upper Tape Reel Assembly, for machines using strips 1 1/2 inches to 2 3/8 inches wide; one each Nos. 430 B, 25 S, 88, 94, 431 A, 432, 433, 434, 21161 C, 21161 D, 21163, 21164 and two each Nos. 98, 21157. Specify component parts in ordering . . . . . | 53        |

LIST OF PARTS

| Symbol<br>to<br>Order<br>by | The figures in the last column refer only<br>to the plates illustrating the parts and<br>are not to be used in ordering.<br>Refer to pink insert for prices.  | Plate<br>No. |
|-----------------------------|---|--------------|
| 21150 C                     | Upper Tape Reel Assembly, for machines using strips 2 1/8 inches to 3 inches wide; one each Nos. 430 C, 25 S, 88, 94, 431 A, 432, 433, 434, 21161 C, 21161 D, 21163, 21164 and two each Nos. 98, 21157. Specify component parts in ordering . . . . .                           | 53           |
| 21157                       | Upper Tape Reel Disc, 8 inches diameter. . . . .  | 53           |
| 21161 C                     | Upper Tape Reel Frame (set screw No. 98) . . . . .  | 53           |
| 21161 D                     | Upper Tape Reel Strip Guide (set screw No. 88) . . . . .  | 53           |
| 21163                       | Upper Tape Reel Horizontal Rod, 4 5/16 inches long (set screw No. 25 S). . . . .  | 35           |
| 21164                       | Upper Tape Reel Post (set screw No. 22508) . . . . .  | 34           |
| 21169 D                     | Binding Holder Assembly, for Styles 51200 A, 51200 B, one each Nos. 21169 E, 21169 F, 88, 161. Specify component parts in ordering. . . . .   | 53           |
| 21169 E                     | Binding Holder Disc. . . . .  | 53           |
| 21169 F                     | Binding Holder Base. . . . .  | 53           |
| 21172 E                     | Piping Strip Holder Disc, right, for Styles 51700 G, 51700 H . . . . .  | —            |
| 21172 F                     | Piping Strip Holder Disc, left, for Styles 51700 G, 51700 H (thumb screw No. 25 T). . . . .   | —            |
| 21172 J                     | Piping Strip Guide and Tension, for Styles 51700 G, 51700 H (set screw No. 88). . . . .   | —            |
| 21172 K                     | Piping Strip Guide and Tension Support, for Styles 51700 G, 51700 H (set screw No. 88) . . . . .  | —            |
| 21172 L                     | Piping Strip Disc Tension Spring Hub, for Styles 51700 G, 51700 H (thumb screw No. 25 T). . . . .   | —            |
| 21172 M                     | Piping Strip Disc Supporting Rod Holder, for Styles 51700 G, 51700 H. . . . .   | —            |
| 21172 N                     | Piping Strip Holder Disc Axle, for Styles 51700 G, 51700 H . . . . .  | —            |
| 21173 A                     | Vertical Rod Connection, for upper tape reel support (screw No. 22507). . . . .   | 53           |
| 21173 B                     | Horizontal Rod Connection, for upper tape reel support (screw No. 22508). . . . .   | 53           |
| 21173 C                     | Upper Tape Reel Support Assembly, for attaching long length center plaits to shirts on Styles 51400 B, 51400 C, 51700 C, 51700 D; one each Nos. 21104 A, 21104 B-11, 21104 B-20, 21173 A, 21173 B; two No. 22509, four No. 22508. Specify component parts in ordering . . . . . | 53           |
| 21176 A                     | Lower Tape Holder, complete, for Styles 51400 B, 51400 C, 51400 D, 51700 C, 51700 D, 51700 E; one each Nos. 110-3, 201 A, 201 C, 21385 B and two No. 21178. Specify component parts in ordering . . . . .   | 53           |

LIST OF PARTS

| Symbol to Order by | The figures in the last column refer only to the plates illustrating the parts and are not to be used in ordering. Refer to pink insert for prices.                      | Plate No. |
|--------------------|--|-----------|
| 21178              | Tape Reel Disc, 8 inches diameter, for Styles 51400 B, 51400 C, 51400 D, 51700 C, 51700 D, 51700 E, 51700 G, 51700 H. . . . .  | 53        |
| 21182 K            | Strip Tension Plate, outer, for Styles 51400 D, 51400 G, 51700 D. . . . .  | —         |
| 21182 L            | Strip Tension Plate, inner, for Styles 51400 D, 51700 D. . . . .   | —         |
| 21182 N            | Strip Tension Assembly, for Styles 51400 D, 51700 D, one each Nos. 21182 K, 21182 L, 21182 P and two each Nos. 107, 108, 110-3, 1346, 16164. . . . .                     | 33        |
| 21182 P            | Strip Tension Base, for Styles 51400 D, 51400 G, 51700 D. . . . .  | —         |
| 21182 T            | Strip Tension Assembly, for Style 51400 G, one each Nos. 21182 K, 21182 P and two each Nos. 107, 108, 110-3, 1346, 16164. . . . .  | 33        |
| 21192 R            | Steel Ball, for opening in main oil reservoir on Styles 51700 F, 51700 G, 54100 B, 54100 C. . . . .  | 19        |
| 21201              | Screw Driver, 9/64 inch round blade, length overall 7 5/8 inches. . . . .  | 49        |
| 21202              | Screw Driver, 7/32 inch round blade, length overall 11 1/4 inches. . . . .   | 49        |
| 21203              | Screw Driver, 13/64 inch round blade, length overall 15 1/2 inches. . . . .  | 49        |
| 21204              | Screw Driver, 9/32 inch round blade, length overall 15 inches. . . . .   | 49        |
| 21205 A            | Screw Driver, 3/8 inch round blade, length overall 14 inches. . . . .  | 49        |
| 21207              | Screw Driver, 7/64 inch round blade, length overall 2 1/2 inches. . . . .  | 42        |
| 21208              | Screw Driver Set, three detachable blades. . . . .   | 49        |
| 21210              | Looper Collar, .040 inch thick. . . . .  | 20        |
| 21210 A            | Looper Collar, .020 inch thick. . . . .  | 20        |
| 21211              | Looper Collar, .054 inch thick. . . . .  | 20        |
| 21215              | Elastic Band Spool Support Assembly, for Style 51400 G, one each Nos. 188 D, 753, 21218, two each Nos. 201 A, 201 C, 751 A. Specify component parts in ordering. . . . . | 53        |
| 21218              | Elastic Band Spool Support Axle, 10 inches long. . . . .   | 35        |
| 21225-1/8          | Looper Adjusting Gauge, 1/8 inch measurement. . . . .  | 19        |
| 21225-5/32         | Looper Adjusting Gauge, 5/32 inch measurement. . . . .   | 19        |



LIST OF PARTS

| Symbol to Order by | The figures in the last column refer only to the plates illustrating the parts and are not to be used in ordering. Refer to pink insert for prices.  | Plate No. |
|--------------------|--|-----------|
| 21227 R            | Gauge, for synchronizing looper and needle motions on styles in Classes 51200, 51300, 51400, 51500, 51700, and 51900 equipped with throat plates 2 1/4 inches long, component parts are shipped in leather case . . . . .  | 41        |
| 21227 AC           | Gauge, for synchronizing looper and needle motions on styles in Classes 51200, 51300, 51400, 51500, 51700 and 51900 equipped with throat plates 3 1/8 inches long, component parts are shipped in leather case . . . . .   | 41        |
| 21227 HH           | Porcelain Eyelet Replacement Tool Set, for assembling 1/16 inch internal diameter porcelain eyelet No. 668-7 and aluminum ferrule No. 668-12 in tension thread eyelet assembly. Ferrule should always be replaced. . . . . | 41        |
| 21231 D            | Thread Meter, for recording the consumption of thread in 1/10 yards as it passes into the sewing machine . . . . .   | 51        |
| 21233 D            | Light Fixture Assembly, including bulb, table mounting, for machines driven by "Electro Drive". . . . .  | —         |
| 21236              | Belt Plier, for 3/8 inch and smaller round belting. . . . .  | 49        |
| 21260              | Emery Cord, 3/64 inch diameter, grade No. 120, fifty yard spool. . . . .   | —         |
| 21260 A            | Emery Cord, 3/64 inch diameter, grade No. 150, fifty yard spool. . . . .   | —         |
| 21260 B            | Emery Cord, 1/32 inch diameter, grade No. 180, fifty yard spool. . . . .   | —         |
| 21260 C            | Emery Cord, .025 inch diameter, grade No. 200, fifty yard spool. . . . .   | —         |
| 21260 D            | Emery Tape, 3/32 inch wide, grade No. 180, fifty yard spool . . . . .  | —         |
| 21260 E            | Emery Cord, .018 inch diameter, grade No. 200, fifty yard spool. . . . .   | —         |
| 21261              | Leather Belt, flat, 1 inch wide, 63 inches long, includes belt fastener No. 21350 . . . . .  | —         |
| 21262              | Leather Belt, round, 9/32 inch diameter, 44 inches long, includes wire belt hook No. 21351. . . . .  | —         |
| 21262 G-340        | "V" Belt, No. 2 size, 34 inches outside circumference. . . . .   | 49        |
| 21262 G-350        | "V" Belt, 35 inches outside circumference. . . . .   | 49        |
| 21262 G-370        | "V" Belt, 37 inches outside circumference. . . . .   | 49        |
| 21262 G-380        | "V" Belt, 38 inches outside circumference. . . . .   | 49        |

**LIST OF PARTS**

| Symbol to Order by | The figures in the last column refer only to the plates illustrating the parts and are not to be used in ordering. Refer to pink insert for prices.                                     | Plate No. |
|--------------------|---|-----------|
| 21300 C-5 3/4      | Carriage Bolt, countersunk head, 3/8 x 5 3/4 inches, for table tops . . . . .   | —         |
| 21350              | Belt Fastener, malleable iron, for 1 inch flat belt . . . . .   | 29        |
| 21351              | Belt Hook, wire, for 9/32 inch round belt . . . . .   | 29        |
| 21355              | Chair Leg Extension, 4 inches long . . .  | 42        |
| 21371 Q            | Table Drawer . . . . .  | —         |
| 21371 BR-42        | Table Top, 42" x 16" x 1 3/4", prepared completely for group semisubmerged isolated installation of styles in Classes 51200, 51300, 51400, 51500, 51700, 51900 without puller. . . . .  | —         |
| 21371 BR-48        | Table Top, 48" long. . . . .  | —         |
| 21371 BR-54        | Table Top, 54" long. . . . .  | —         |
| 21371 BR-60        | Table Top, 60" long. . . . .  | —         |
| 21371 BS-48        | Table Top, 48" x 16" x 1 3/4", prepared completely for group full submerged isolated installation of styles in Classes 51200, 51300, 51400, 51500, 51700, 51900 without puller. . . . . | —         |
| 21371 BS-54        | Table Top, 54" long. . . . .  | —         |
| 21371 BS-60        | Table Top, 60" long. . . . .  | —         |
| 21371 BT-42        | Blank Table Top, 42" x 16" x 1 3/4", for nonsubmerged group installation of all machines . . . . .  | —         |
| 21371 BT-48        | Blank Table Top, 48" long. . . . .  | —         |
| 21371 BT-54        | Blank Table Top, 54" long. . . . .  | —         |
| 21371 BT-60        | Blank Table Top, 60" long. . . . .  | —         |
| 21371 CT           | Cap Nut, for isolated insulator on line assembly individual power table. . . . .  | 19        |
| 21371 CX-48        | Table Top, 48" x 16" x 1 3/4", includes base plate No. 21680 AK, for nonsubmerged isolated installation of Style 51400 G. . . . .   | —         |
| 21371 CX-54        | Table Top, 54" long. . . . .  | —         |
| 21371 CX-60        | Table Top, 60" long. . . . .  | —         |
| 21371 FQ-42        | Table Top, 42" x 16" x 1 3/4" for line assembly nonsubmerged isolated installations of styles in Classes 51200, 51300, 51400, 51500, 51700, 51900, 54100 without puller. . . . .        | —         |
| 21371 FQ-48        | Table Top, 48 inches long. . . . .  | —         |
| 21371 FQ-54        | Table Top, 54 inches long. . . . .  | —         |
| 21371 FQ-60        | Table Top, 60 inches long. . . . .  | —         |
| 21371 FR-42        | Table Top, 42" x 16" x 1 3/4", for line assembly semisubmerged isolated installations of styles in Classes 51200, 51300, 51400, 51500, 51700, 51900, 54100 without puller. . . . .      | —         |

LIST OF PARTS

| Symbol<br>to<br>Order<br>by | The figures in the last column refer only<br>to the plates illustrating the parts and<br>are not to be used in ordering.<br>Refer to pink insert for prices.  | Plate<br>No. |
|-----------------------------|---|--------------|
| 21371 FR-48                 | Table Top, 48 inches long. . . . .  | —            |
| 21371 FR-54                 | " " 54 inches long. . . . .   | —            |
| 21371 FR-60                 | " " 60 inches long. . . . .   | —            |
| 21371 GT-48                 | Table Top, 48" x 19" x 1 3/4", prepared<br>completely for group semisubmerged iso-<br>lated installation of styles in Classes<br>51200, 51300, 51400, 51500, 51700,<br>51900, 54100 equipped with Class 21700<br>puller . . . . .   | —            |
| 21373 A-5                   | General Utility Individual Power Table,<br>for nonsubmerged installations of mach-<br>ines without puller, equipped with<br>"Electro Drive", 1/2 H.P., A.C. 1 phase,<br>60 cycles, 105-115 volts, 3400 R.P.M.   | —            |
| 21373 A-5D                  | For 1/2 H.P., A.C., 1 phase, 60 cycles,<br>220 volts, 3450 R.P.M. . . . .   | —            |
| 21373 A-7                   | For 1/2 H.P., A.C., 3 phase, 60 cycles,<br>105-115 volts, 3500 R.P.M. . . . .   | —            |
| 21373 A-7B                  | For 1/2 H.P., A.C., 3 phase, 60 cycles,<br>210-230 volts, 3500 R.P.M. . . . .   | —            |
| 21373 A-7D                  | For 1/2 H.P., A.C., 3 phase, 60 cycles,<br>440 volts, 3500 R.P.M. . . . .   | —            |
| 21373 A-8                   | For 1/2 H.P., D.C., 105-115 volts, 3000<br>R.P.M. . . . .   | —            |
| 21373 A-8A                  | For 1/2 H.P., D.C., 210-230 volts, 3000<br>R.P.M. . . . .   | —            |
| 21375 AA                    | Pulley Guard, table mounting . . . . .  | 54           |
| 21375 AH                    | Pulley Guard, machine mounting (screw<br>No. 93). . . . .   | 47           |
| 21377 AH                    | Tray, 2 9/32" high, hinged body, for semi-<br>submerged isolated installations of<br>styles in Classes 51200, 51300, 51400,<br>51500, 51700, 51900 without puller or<br>attachments overhanging the front of the<br>cloth plate and are equipped with<br>parallel take-up . . . . . | 55           |
| 21377 AJ                    | Tray, 4 1/32" high, hinged body, for non-<br>submerged isolated installations of<br>styles in Classes 51200, 51300, 51400,<br>51500, 51700, 51900 without puller or<br>attachments overhanging the front of the<br>cloth plate and are equipped with<br>parallel take-up . . . . .  | 55           |

LIST OF PARTS

| Symbol to Order by | The figures in the last column refer only to the plates illustrating the parts and are not to be used in ordering. Refer to pink insert for prices.  | Plate No. |
|--------------------|--|-----------|
| 21377 AK           | Tray, 4 1/32" high, hinged body and front section, for nonsubmerged isolated installations of styles in Classes 51200, 51300, 51400, 51500, 51700, 51900, without puller and equipped with attachments overhanging the front of the cloth plate. . . .             | 55        |
| 21377 AL           | Tray, 2 9/32" high, hinged body and front section, for semisubmerged isolated installations of styles in Classes 51200, 51300, 51400, 51500, 51700, 51900, 54100 without puller and equipped with attachments overhanging the front of the cloth plate . . . . .   | 54        |
| 21377 AP           | Tray, 5 1/2" high, hinged body and front section, for nonsubmerged installations of Styles 54100 B-4, 54100 C-4 . . . . .  | 55        |
| 21377 AS           | Tray, 3 3/4" high, hinged body and front section, for semisubmerged isolated installations of styles in Classes 51200, 51300, 51400, 51500, 51700, 51900, 54100 equipped with Class 21700 puller and attachments overhanging the front of the cloth plate. . . . . | —         |
| 21385 B            | Tape Reel (Exle (screw No. 201 C). . . . .   | 53        |
| 21388              | Wrench, single end, 3/8 inch opening. . . . .  | 42        |
| 21388 N            | " double end, 3/16 and 5/16 inch openings. . . . .   | 42        |
| 21388 R            | " double end, 3/8 and 1/2 inch openings  | 42        |
| 21388 X            | " for main shaft bearing housing. . . . .  | 53        |
| 21388 Z            | Wrench, for setting needle lever stud with respect to oil groove. Stud is set correctly when the pin hole nearest the periphery is up and a line drawn between the two pin holes is 45 degrees to the right of the vertical. . . . .                               | 42        |
| 21388 AE           | Socket Wrench Assembly, for 9/32 inch and 3/8 inch hexagonal nuts, for looper lever ball stud locking stud and tilting feed mechanism . . . . .  | 41        |
| 21394              | Utility Grinder, including emery wheel, 5 inches diameter, 1/4 inch face, round belt drive, recommended speed 3000 R.P.M. . . . .  | —         |
| 21394 G            | Emery Wheel, 5 inches diameter, 1/4 inch face, 3/8 inch hole, grade "M" emery 60 . . . . .   | —         |
| 21394 H            | Emery Wheel, 5 inches diameter, 1/2 inch face, 3/8 inch hole, grade "M" emery 60 . . . . .   | —         |
| 21394 K            | Utility Grinder, including emery wheel, 5 inches diameter, 1/2 inch face, round belt drive, recommended speed 3000 R.P.M. . . . .  | —         |

*at Davis*

LIST OF PARTS

| Symbol<br>to<br>Order<br>by | The figures in the last column refer only<br>to the plates illustrating the parts and<br>are not to be used in ordering.<br>Refer to pink insert for prices.   | Plate<br>No. |
|-----------------------------|--|--------------|
| 21396 C                     | Needle Thread Lubricator Oil Reservoir Assembly, for Styles 51300 D, 51500 D; one each Nos. 660-73, 660-74, 660-75, 11638 M, 21396 AL, 21396 AP. . . . .   | 52           |
| 21396 AG                    | Needle Thread Lubricating Felt. . . . .  | —            |
| 21396 AL                    | Needle Thread Lubricator Oil Reservoir Adapter . . . . .   | —            |
| 21396 AP                    | Needle Thread Lubricator Oil Reservoir Tube  | —            |
| 21657-1                     | Tension Release Disc Separator, for Styles 51200 A, 51200 G, 51200 H . . . . .   | 34           |
| 21657-2                     | Tension Release Disc Separator, for styles in Classes 51300, 51700, Styles 51200 B, 51200 C, 51200 J, 51400 G . . . . .  | 34           |
| 21657-3                     | Tension Release Disc Separator, for Styles 51900 B, 51900 C. . . . .   | 34           |
| 21657-4                     | Tension Release Disc Separator, for styles in Classes 51500, 51400; also Styles 51400 A, 51400 B, 51400 C, 51400 D, 51400 E, 51400 F, 51400 H, 51400 J, 51400 K, 51400 L, 51400 M, 51400 N . . . . . | 34           |
| 21657 A                     | Tension Release Rock Shaft. . . . .  | 35           |
| 21657 B                     | " " Rock Shaft Connection (clamp screw No. 22585). . . . .   | 27           |
| 21657 C                     | Tension Release Rock Shaft Lever (clamp screw No. 22596, stud No. 22594). . . . .  | 34           |
| 21657 D                     | Tension Release Rock Shaft Lever Link (stud No. 22515). . . . .  | 34           |
| 21657 E                     | Tension Release Disc Separator Washer, for styles in Classes 51400, 51500, Styles 51200 A, 51200 G, 51200 H, 51900 A. . . . .  | 20           |
| 21660 A                     | Knee Press Assembly, for Style 51700 F, one each Nos. 21661, 21662, 21663, 21663 A, 21664, two each Nos. 98, 9271, 21665 and five No. 69 FD. . . . .   | 47           |
| 21661                       | Knee Press Shaft. . . . .  | 47           |
| 21662                       | " " Shaft Hanger . . . . .   | 47           |
| 21663                       | " " Plate Rod. . . . .   | 47           |
| 21663 A                     | " " Lever, for Style 51700 F . . . . .   | 47           |
| 21664                       | " " Plate (set screw No. 69 FD). . . . .   | 47           |
| 21665                       | " " Plate Rod Connection; also for No. 21663 A (screw No. 69 FD). . . . .  | 47           |
| 21677                       | " " Bell Crank Arm, for Style 51400 G  | 47           |
| 21680 AK                    | Base Plate, for nonsubmerged and semisubmerged installations on six isolators . . . . .  | 54           |
| 21691 A                     | Knee Press Assembly, for Style 51400 G; one each Nos. 421 C-10, 21661, 21662, 21663, 21664, 21677; two each Nos. 9271, 21665. Specify component parts in ordering . . . . .                          | 48           |

LIST OF PARTS

| Symbol<br>to<br>Order<br>by | The figures in the last column refer only<br>to the plates illustrating the parts and<br>are not to be used in ordering.<br>Refer to pink insert for prices.                         | Plate<br>No. |
|-----------------------------|--|--------------|
| 21697 C                     | Belt Take-up Assembly, for "V" belt on<br>"Electro Drive" installations. . . . .   | 51           |
| 21698-2                     | Vibration Insulator, two inches long, for<br>tables . . . . .  | 38           |
| 21698-4                     | Vibration Insulator, four inches long. . . . .   | 38           |
| 21698-5                     | " " five inches long. . . . .  | 38           |
| 21698-6                     | " " six inches long. . . . .   | 38           |
|                             | Note: Special lengths will be furnished on re-<br>quest. Part of the table leg is shown in the<br>illustration for clarity   |              |
| 21701 A                     | Base Plate, for machines equipped with Class<br>21700 Puller . . . . .   | —            |
| 21708                       | Puller Driving Eccentric Connecting Rod Tube,<br>for Styles 51300 D, 51500 D, 51700 F,<br>51700 G, 54100 B, 54100 C (nut, left thread<br>No. 15430 C, nut, right thread No. 15430 D) | 35           |
| 21708 B                     | Puller Driving Eccentric Connecting Rod, for<br>Style 51400 G. . . . .   | 34           |
| 21723 C                     | Puller Presser Roller Axle, for Style 51400 G  | 35           |
| 21724 A                     | " " Roller Axle Spring. . . . .  | 21           |
| 21725                       | " " Roller Axle Spring Screw. . . . .  | 16           |
| 22504                       | Screw, for guide leading strip to feed dog on<br>Style 51700 E. . . . .  | 17           |
| 22507                       | Set Screw, square head, cup point, 1/4 inch<br>diameter, 20 threads per inch, 3/8 inch<br>long, for upper tape reel support vertical<br>rod connection . . . . .                     | 17           |
| 22508                       | Set Screw, square head, cup point, 1/4 inch<br>diameter, 20 threads per inch, 1/2 inch<br>long, for upper tape reel post; also for No.<br>21173 B. . . . .                           | 17           |
| 22509                       | Set Screw, square head, cup point, 5/16 inch<br>diameter, 18 threads per inch, 1/2 inch<br>long, for thread stand base; also for No.<br>21104 C. . . . .                             | 18           |
| 22513                       | Screw, for presser bar connection guide plate  | 15           |
| 22514                       | " 7/16 inch long, for cloth plate attach-<br>ments . . . . .   | 17           |
| 22515                       | Stud, for tension release rock shaft lever<br>link . . . . .   | 16           |
| 22517                       | Screw, for puller connecting rod guard on<br>Style 51400 G. . . . .  | 17           |
| 22519                       | Set Screw, hexagonal head, for needle lever<br>ball stud. . . . .  | 16           |
| 22521                       | Screw, plus size, for cloth plate (tap No.<br>V118). . . . .   | 16           |
| 22524                       | Screw, for upper crank chamber cover on Styles<br>51200 A, 51200 G, 51200 H, 51400 G, 51900 B,<br>51900 C. . . . .   | 15           |

LIST OF PARTS

| Symbol<br>to<br>Order<br>by | The figures in the last column refer only<br>to the plates illustrating the parts and<br>are not to be used in ordering.<br>Refer to pink insert for prices.  | Plate<br>No. |
|-----------------------------|---|--------------|
| 22525                       | Screw, .010 inch plus size, length overall<br>5/16 inch, otherwise same as No. 87. . . . .  | 15           |
| 22528                       | Screw, for feed dogs, also for Nos. 23229 P,<br>K51165, 51457, 52857, 52857 A. . . . .  | 16           |
| 22532                       | Stripper Blade Adjusting Stud, for body folder<br>on Style 51700 E (washer No. 12957 E). . . . .  | 17           |
| ✓ 22539 C                   | Plug Screw, for cloth plates . . . . .  | 17           |
| 22542                       | Screw, for looper drive lever barrel clamp on<br>Styles 51200 A, 51200 G, 51200 H, 51400 G,<br>51900 B, 51900 C; also for No. 7486 PA . . . . .   | 16           |
| 22547 A                     | Screw, for needle thread controller rack<br>thread guide. . . . .   | 15           |
| 22548                       | " for facing folder, also for No. 23447 B   | 17           |
| 22557                       | " for collapsible folder lever on Style<br>51700 F . . . . .  | 17           |
| 22559 A                     | Bearing Screw, lower, for looper drive connec-<br>tion on styles in Classes 51300, 51500,<br>51700, 54100, Styles 51200 B, 51200 C,<br>51200 J, 51400 A, 51400 B, 51400 C, 51400 D,<br>51400 E, 51400 F, 51400 H, 51400 J, 51400 K,<br>51400 L, 51400 M, 51400 N, 51900 A . . . . . | 17           |
| 22559 B                     | Bearing Screw, upper, for looper drive connec-<br>tion on styles in Classes 51300, 51500,<br>51700, 54100, Styles 51200 B, 51200 C,<br>51200 J, 51400 A, 51400 B, 51400 C, 51400 D,<br>51400 E, 51400 F, 51400 H, 51400 J, 51400 K,<br>51400 L, 51400 M, 51400 N, 51900 A . . . . . | 18           |
| 22559 C                     | Screw, for puller driving eccentric bearing on<br>Style 51400 G. . . . .  | 17           |
| 22560                       | Screw, for needle lever link pin spring; also<br>for No. HA 1286 . . . . .  | 15           |
| 22560 A                     | " for adjusting feed dog holder on styles<br>in Class 54100. . . . .  | 16           |
| 22560 B                     | Set Screw, headless, for feed bars; also for<br>Nos. HA 1286, 51462 B, 51751, 54134 G. . . . .  | 15           |
| 22561                       | Screw, for presser foot spring on Style<br>51900 C. . . . .   | 15           |
| 22565 C                     | Screw, for lower differential feed roll on<br>Style 51700 E. . . . .  | 15           |
| 22566 A                     | Stud, for lifter lever . . . . .  | 18           |
| 22569                       | Screw, for feed crank link; also for No. 51245  | 17           |
| 22570                       | " fillister head, for throat plates . . . . .   | 15           |
| 22571                       | Plug Screw, for frame thread eyelet on Styles<br>51500 A, 51500 C, 51500 G. . . . .   | 17           |
| 22571 A                     | Plug Screw, for spring pressed felt wick on<br>main shaft bearings and main shaft oil res-<br>ervoir . . . . .  | 17           |

LIST OF PARTS

| Symbol to Order by | The figures in the last column refer only to the plates illustrating the parts and are not to be used in ordering. Refer to pink insert for prices.   | Plate No. |
|--------------------|---|-----------|
| 22580              | Set Screw, 9/64 inch long, for outer needles on Styles 51900 B, 51900 C; also for Nos. 51423 B, 51523 C . . . . .   | 15        |
| 22581              | Screw, for differential feed roll yoke support on Style 51700 E; also for No. K55110. . . . .   | 17        |
| 22585              | Clamp Screw, for tension release rock shaft connection; also for Nos. 23437 B, 52894 J . . . . .  | 15        |
| 22585 B            | Screw, for needle guard . . . . .   | 17        |
| 22586 B            | Plug Screw, for sight feed oiler hole on Styles 51400 A, 51400 B, 51400 C, 51400 D 51400 F, 51400 H, 51400 J, 51400 K, 51400 L, 51400 M, 51400 N, 51900 A. . . .  | 15        |
| 22587              | Screw, for puller driving eccentric bearing on Styles 51300 D, 51500 D, 51700 F, 51700 G, 54100 B, 54100 C . . . . .  | 18        |
| 22593              | Screw, for strip folder sliding base spring on Style 51700 E; also for No. 23447 A. .   | 15        |
| 22594              | Stud, for tension release rock shaft lever  | 16        |
| 22596              | Clamp Screw, for tension release rock shaft lever; also for No. 43294 A . . . . .   | 17        |
| 22597              | Spot Screw, for pulley, also for No. 7490 P   | 16        |
| 22597 A            | Set Screw, for pulley; also for No. 51242 A   | 16        |
| 22598 C            | Stud, for tension release disc separator on Styles 51200 A, 51200 G, 51200 H, 51400 A 51400 B, 51400 C, 51400 D, 51400 E, 51400 F, 51400 H, 51400 J, 51400 K, 51400 L, 51400 M, 51400 N, 51900 A. . . . | 17        |
| 22599              | Screw, for presser foot front section equalizing spring on Style 51900 C. . . .   | 15        |
| 22632 F-24         | Screw, square head, cup point, 3/16 inch diameter, 3/8 inch long, 24 threads per inch, for thread stand wires. . . . .  | 16        |
| 22637 D            | Screw, flat head, 5/16 x 1 3/4 inches, 18 threads per inch, for fastening machine to puller base plate. . . . .   | 18        |
| 22704              | Screw, for feed clutch roller spring on Style 51400 G . . . . .   | 15        |
| 22711              | Screw, for looper thread guard on styles in Class 51700; Styles 51200 A, 51200 G, 51200 H, 51900 B, 51900 C; also for No. 243 . . . . .   | 16        |
| 22716              | Screw, for looper drive eccentric oil disc  | 15        |
| 22716 A            | " for looper drive eccentric oil disc washer . . . . .  | 15        |
| 22726              | Hinge Screw, for throw out folder and guide on Style 51300 C. . . . .   | 16        |

528500



LIST OF PARTS

| Symbol to Order by | The figures in the last column refer only to the plates illustrating the parts and are not to be used in ordering. Refer to pink insert for prices.                  | Plate No. |
|--------------------|--|-----------|
| 22726 A            | Screw, for cloth plate cover spring; also for No. 51777. . . . .   | 15        |
| 22729              | Clamp Screw, for needle on Style 51500 G . . .   | 17        |
| 22730              | Screw, for frame needle thread guide No. 51758 A, also for Nos. 23406 B, 23406 C, 23406 D. . . . .   | 16        |
| 22735              | Pivot Stud, for binder bracket on Style 51200 B, also for No. 23449 A. . . . .   | 16        |
| 22743              | Screw, for upper differential feed roll on Style 51700 E. . . . .  | 15        |
| 22747              | Screw, for puller feed clutch disc on Style 51400 G; also for No. 54185. . . . .   | 16        |
| 22752              | Set Screw, with pilot, for middle needle on Nos. 8 and 9 gauge Styles 51900 B, 51900 C   | 15        |
| 22752 A            | Set Screw, with pilot, for middle needle on Nos. 5, 6 and 7 gauge styles in Class 51900  | 15        |
| 22752 B            | Screw, for adjusting presser foot bottoms on Styles 51400 B, 51400 C, 51400 D, 51400 F, 51400 N. . . . .   | 16        |
| 22757              | Screw, for looper rocker link on styles in Class 51700. . . . .  | 17        |
| 22764 A            | Spot Screw, for parallel take-up . . . . .   | 15        |
| 22768              | Screw, for needle bar and needle lever thread eyelets, also for Nos. 51134, 51134 A, 51236 B. . . . .  | 15        |
| 22769              | Screw, for crank chamber oil tube clamp. . . . .   | 16        |
| 22773              | " for folder swinging arm . . . . .  | 17        |
| 22787 B            | Stud, for elastic guide on Style 51400 G . . . . .   | 17        |
| 22788              | Screw, for puller frame on Style 51400 G. . . . .  | 18        |
| 22794 B            | " for parallel take-up flange . . . . .  | 18        |
| 22795              | Stitch Regulating Screw. . . . .   | 17        |
| 22797              | Stop Screw, for differential feed roll yoke support on Style 51700 E . . . . .   | 15        |
| 22799              | Hinge Screw, length overall 21/32 inch, diameter .177 inch, for presser foot bottom on Style 51700 F. . . . .  | 17        |
| 22799 B            | Hinge Screw, length overall 19/32 inch, diameter .088 inch, for presser foot bottoms on Styles 51300 A, 51300 C, 51400 A, 51400 E, 51400 K. . . . .                  | 16        |
| 22799 C            | Hinge Screw, length overall 49/64 inch, diameter .088 inch, for presser foot bottom on Styles 51500 A, 51900 B. . . . .  | 16        |
| 22799 D            | Hinge Screw, length overall 49/64 inch, diameter .124 inch, for presser foot bottom on Styles 51400 B, 51400 C, 51400 D, 51400 F, 51400 N, 51700 C, 51700 D. . . . . | 17        |

23449

LIST OF PARTS

| Symbol<br>to<br>Order<br>by | The figures in the last column refer only<br>to the plates illustrating the parts and<br>are not to be used in ordering.<br>Refer to pink insert for prices.                             | Plate<br>No. |
|-----------------------------|--|--------------|
| 22799 E                     | Hinge Screw, length overall $4\frac{1}{64}$ inch, diameter .088 inch, for presser foot bottoms on Style 51900 A. . . . .   | 16           |
| 22799 L                     | Regulating Screw, for presser foot guiding section on Style 51900 C . . . . .  | 16           |
| 22799 N                     | Screw, for cloth plate slide No. 51202 . . . . .   | 15           |
| 22801                       | Stop Screw, for stitch regulating screw; also needle guard pivot screw . . . . .   | 15           |
| 22813                       | Screw, headless, for lifter treadle pin. . . . .   | 15           |
| 22823 A                     | Screw, $1\frac{1}{16}$ inch long, hexagonal head, for attaching machine to base plate No. 21680 AK . . . . .   | 18           |
| 22823 B                     | Screw, $1\frac{9}{32}$ inches long, hexagonal head, for attaching machine to base plate No. 21680 AK . . . . .   | 18           |
| 22824 A                     | Set Screw, hexagonal head, for needles on Style 51500 C. . . . .   | 15           |
| 22829                       | Locking Screw, for looper rocker cone nut. . . . .   | 16           |
| 22833                       | Screw, for parallel take-up cast-off . . . . .   | 17           |
| 22834                       | " for regulating needle guards. . . . .  | 16           |
| 22835                       | Stud, for looper rocker link . . . . .   | 18           |
| 22837                       | Thumbscrew, for face plate . . . . .   | 17           |
| 22839                       | Screw, fillister head, for throat plate supports . . . . .   | 16           |
| 22840                       | Adapter Screw, for frame needle thread eyelet on styles in Classes 51400, 51700, 51100, Styles 51200 B, 51200 C, 51200 J, 51300 B, 51300 C, 51300 D, 51400 G, 51500 D, 51900 A . . . . . | 17           |
| 22840 A                     | Screw for regulating presser foot bottom on Styles 51200 B, 51200 C, 51400 E; also for Nos. 51134, 51134 A. . . . .  | 16           |
| 22840 B                     | Adapter Screw, for frame needle thread eyelet on Style 51300 A . . . . .   | 17           |
| 22845 A                     | Hinge Screw, for presser foot yoke on Style 51900 C. . . . .   | 15           |
| 22848                       | Screw, for looper thread guard, also for Nos. 51758, 52885 G. . . . .  | 17           |
| 22849                       | " right, for upper crank chamber oil reservoir . . . . .   | 16           |
| 22863                       | Adjusting Screw, for feed dog holder . . . . .   | 15           |
| 22863 A                     | Folder Base Regulating Screw, for Styles 51400 B, 51400 C, 51700 C, 51700 D . . . . .  | 17           |
| 22864                       | Needle Lever Link Pin Clamp Screw (nut No. 51250 C) . . . . .  | 17           |
| 22866                       | Plug Screw, for opening on top of bed, for Style 51400 G. . . . .  | 16           |
| 22874                       | Screw, for folder swinging arm support . . . . .   | 18           |
| 23100                       | Double Edge Folder and Guide, $\frac{3}{64}$ inch capacity, for Style 51200 G (screw No. 25 C) . . . . .   | 31           |
| 23151 A                     | Plate Folder and Guide, $\frac{1}{4}$ inch capacity, for Style 51900 C (screw No. 25 C) . . . . .  | 32           |

LIST OF PARTS

| Symbol to Order by | The figures in the last column refer only to the plates illustrating the parts and are not to be used in ordering. Refer to pink insert for prices.                               | Plate No. |
|--------------------|---|-----------|
| 23160              | Lap Seam Guide, non adjustable, for Style 51500 D (screw No. 25 C) . . . . .  | 31        |
| 23168 N            | Hemmer, for 1 1/2 inch hem on No. (12-64-12) gauge Styles 54100 C, 54100 E (screw No. 25 C) . . . . .   | 45        |
| 23168 P            | Hemmer, for 1 5/8 inch hem on No. (16-64-16) gauge Styles 54100 C, 54100 E (screw No. 25 C) . . . . .   | 45        |
| 23168 Q            | Hemmer, for 7/8 inch hem on No. 48 gauge Style 51400 N (screw No. 25 C) . . . . .   | 45        |
| 23184 E            | Base, for throw-out folder and guide on Style 51300 C . . . . .   | —         |
| 23184 G            | Adjustable Guide, lower, for throw-out folder on Style 51300 C (screw No. 187 A) . . . . .  | —         |
| 23184 K            | Folder and Guide Assembly, throw-out type, for welt seaming trousers on Style 51300 C, one each Nos. 23184 E, 12957 E, 22726, 23184 G, 23184 L, 23184 M; four No. 187 A . . . . . | 32        |
| 23184 L            | Upper Folder, for throw-out folder and guide assembly on Style 51300 C (pivot screw No. 22726, pivot screw washer No. 12957 E) . . . . .  | —         |
| 23184 M            | Adjustable Guide, upper, for throw-out folder on Style 51300 C (screw No. 187 A) . . . . .  | —         |
| 23215 BC-5/8       | Binder, for selvage edge and prefolded binding 5/8 inch wide, 5/32 inch capacity for body fabric, on Style 51200 B . . . . .  | 33        |
| 23215 BC-3/4       | Binder, for selvage edge and prefolded binding 3/4 inch wide . . . . .  | 33        |
| 23215 BC-7/8       | Binder, for selvage edge and prefolded binding 7/8 inch wide . . . . .  | 33        |
| 23229 M            | Binder Screw No. 90<br>Folder Swinging Arm Support, for Styles 51400 B, 51400 C, 51700 C, 51700 D, 51700 G, 51700 H (screw No. 22874) . . . . .                                   | —         |
| 23229 N            | Folder Swinging Arm (pivot screw No. 22773, thumbscrew No. 25 T) . . . . .  | —         |
| 23229 P            | Folder Bracket (screw No. 22528) . . . . .  | —         |
| 23229 Q            | Folder Clamp (screw No. 25 S, regulating screw No. 22863 A) . . . . .   | —         |
| 23322 AB-3/4       | Binder, for cut edge binding 3/4 inch wide, finishes 7/32 inch, 1/8 inch capacity for body fabric, on Style 51200 A . . . . .   | 33        |
| 23322 AB-7/8       | Binder, for cut edge binding 7/8 inch wide, finishes 1/4 inch, 1/8 inch capacity for body fabric . . . . .  | 33        |

LIST OF PARTS

| Symbol to Order by | The figures in the last column refer only to the plates illustrating the parts and are not to be used in ordering. Refer to pink insert for prices. | Plate No. |
|--------------------|---|-----------|
| 23322 AB-1         | Binder, for cut edge binding 1 inch wide, finishes 9/32 inch, 1/8 inch capacity for body fabric. . . . .  | 33        |
| 23322 AB-1 1/8     | Binder, for cut edge binding 1 1/8 inches wide, finishes 11/32 inch, 5/32 inch capacity for body fabric. . . . .                                    | 33        |
| 23322 AB-1 1/4     | Binder, for cut edge binding 1 1/4 inches wide, finishes 13/32 inch, 5/32 inch capacity for body fabric. . . . .                                    | 33        |
| 23322 AC           | Binder Screw No. 90   |           |
| 23324 G            | Binder Support, for Style 51200 A (screw No. 90). . . . .   | 33        |
| 23324 H            | Collapsible Folder Connection Link, for Style 51700 F (stud No. 134). . . . .   | 30        |
| 23324 J            | Collapsible Folder Operating Lever (stud No. 22557). . . . .  | 30        |
| 23324 R            | Collapsible Folder Operating Lever Stop (screw No. 25 CC) . . . . .   | 30        |
| 23324 U            | Collapsible Folder Connection, upper (adjusting screw No. 98 A, pivot stud No. 402). . . . .  | 48        |
| 23324 V            | Scroll Connection Guide, for Style 51700 F (screw No. 93 A). . . . .  | 30        |
| 23360 C-1 1/2      | Scroll Connection Guide Support (screw No. 93 A) . . . . .  | 30        |
| 23360 F-1/2        | Collapsible Folder, for 1 1/2 inch overall bands, uses strip cut 3 3/4 inches wide, on No. 88 gauge Style 51700 F (screw No. 25 C). . . . .         | 45        |
| 23386 E-7/16       | Folder, for 1/2 inch button stay on Style 51200 J, uses strip cut 1 1/2 inches wide (screw No. 25 C). . . . .                                       | 45        |
| 23386 E-15/32      | Reverse Hemmer, with shiftable elastic guide, for hemming bloomers with 7/16 inch hem on Style 51400 G . . . . .                                    | 45        |
| 23386 E-1/2        | Reverse Hemmer, for 15/32 inch hem. . . . .   | 45        |
| 23386 E-9/16       | Reverse Hemmer, for 1/2 inch hem. . . . .   | 45        |
| 23386 E-19/32      | Reverse Hemmer, for 9/16 inch hem . . . . .   | 45        |
| 23386 E-5/8        | Reverse Hemmer, for 19/32 inch hem. . . . .   | 45        |
| 23386 F            | Reverse Hemmer, for 5/8 inch hem. . . . .   | 45        |
| 23386 G            | Attaching Screw No. 25 C  |           |
| 23386 H            | Elastic Guide, for Style 51400 G (stud No. 22787 B). . . . .  | 33        |
| 23386 J            | Elastic Guide Lever . . . . .   | 27        |
|                    | " " Stop, right (screw No. 90) . . . . .  | 27        |
|                    | " " Stop, left (screw No. 90)   | 27        |

LIST OF PARTS

| Symbol<br>to<br>Order<br>by | The figures in the last column refer only<br>to the plates illustrating the parts and<br>are not to be used in ordering.<br>Refer to pink insert for prices.  | Plate<br>No. |
|-----------------------------|---|--------------|
| 23401 J-56                  | Center Plait Folder "Tru-Front" type,<br>1/32 inch capacity, for No. 56 gauge<br>Styles 51700 C, 51700 D, plait extends<br>5/16 inch beyond the rows of stitches,<br>finish width 1 1/2 inches, uses plait<br>cut 2 5/8 inches and interlining strip<br>cut 1 15/32 inches. . . . . | 45           |
| 23401 K-48                  | Center Plait Folder "Tru-Front" type, 1/32<br>inch capacity, for No. 48 gauge Styles<br>51400 B, 51400 C; plait extends 1/4 inch<br>beyond the rows of stitches, finish<br>width 1 1/4 inches, uses plait cut 2 1/4<br>inches and interlining strip cut 1 7/32<br>inches. . . . .   | 45           |
| 23401 K-56                  | Center Plait Folder, "Tru-Front" type,<br>1/32 inch capacity, for No. 56 gauge<br>Styles 51700 C, 51700 D, plait extends<br>1/4 inch beyond the rows of stitches,<br>finish width 1 3/8 inches, uses plait<br>cut 2 3/8 inches. . . . .   | 45           |

LIST OF PARTS

| Symbol<br>to<br>Order<br>by | The figures in the last column refer only<br>to the plates illustrating the parts and<br>are not to be used in ordering.<br>Refer to pink insert for prices. | Plate<br>No. |
|-----------------------------|--|--------------|
| 23405 L                     | Folder, for turning body of garment<br>upwardly, 1/32 inch capacity, 5/16<br>inch fold on Styles 51400 C,<br>51700 C. . . . .                                | 33           |
| 23405 N                     | Folder, for turning edge of sleeve up-<br>wardly, 1/16 inch capacity, 1/4 inch<br>fold on Styles 51400 G, 51400 H. . . . .                                   | 32           |
| 23406 B-7/8                 | Folder Screw No. 25 C<br>Folder, for 7/8 inch button stay, uses<br>2 1/4 inch strip on Style 51400 M<br>(screw No. 22730). . . . .                           | 45           |
| 23406 C-1 5/8               | Folder, for 1 5/8 inch single piece<br>center plait, uses 3 3/4 inch strip<br>on No. (16-64-16) gauge Styles<br>54100 B, 54100 D (screw No. 22730)           | 45           |
| 23406 D-1 1/2               | Folder, for 1 1/2 inch single piece<br>center plait, uses 3 1/2 inch strip<br>on No. (12-64-12) gauge Styles<br>54100 B, 54100 D (screw No. 22730)           | 45           |

LIST OF PARTS

| Symbol to Order by | The figures in the last column refer only to the plates illustrating the parts and are not to be used in ordering. Refer to pink insert for prices.                          | Plate No. |
|--------------------|--|-----------|
| 23421 U-18-1/16    | Upper Scroll, 1/16 inch capacity, for No. 18 gauge two needle machines, and No. 9 gauge three needle machines . . . . .  | 32        |
| 23421 U-18-3/32    | Upper Scroll, 3/32 inch capacity . . .   | 32        |
| 23421 U-18-1/8     | " " 1/8 inch capacity. . . .   | 32        |
| 23421 U-26-1/16    | " " 1/16 inch capacity, for No. 26 gauge Style 51400 J. . . . .  | 32        |
| 23421 V-8-1/32     | Upper Scroll, for lap seam feller, 1/32 inch capacity, for No. 8 gauge Style 51400 E. . . . .  | 32        |
| 23421 V-10-1/32    | Upper Scroll, 1/32 inch capacity, for No. 10 gauge . . . . .   | 32        |
| 23421 V-12-1/32    | " " 1/32 inch capacity, for No. 12 gauge . . . . .   | 32        |
| 23421 V-16-1/32    | " " 1/32 inch capacity, for No. 16 gauge . . . . .   | 32        |
| 23422 U-1/32       | " " Screw No. 28   |           |
| 23422 U-1/16       | Lower Scroll and Base, for lap seam feller, 1/32 inch capacity, for Nos. 6, 8, 10 and 12 gauge Style 51400 A   | 32        |
| 23422 U-1/16       | Lower Scroll and Base, 1/16 inch capacity, for Nos. 10, 12, 16 and 18 gauge Style 51400 A, also No. 26 gauge Style 51400 J, and Nos. 5, 6 and 7 gauge Style 51900 A. . . . . | 32        |
| 23422 U-3/32       | Lower Scroll and Base, 3/32 inch capacity, for Styles 51500 A, 51900 B. . .  | 32        |
| 23422 U-1/8        | Lower Scroll and Base, 1/8 inch capacity, for Styles 51900 A, 51900 B. .   | 32        |
| 23422 V-1/32       | Lower Scroll and Base, 1/32 inch capacity, for Style 51400 E. . . . .  | 32        |
| 23425 T            | Lower Scroll and Base Screw No. 25 C   |           |
| 23425 U            | Washer Plate, for binders on Styles 51200 A, 51200 B . . . . .   | 27        |
| 23425 U            | Washer Plate, for cloth plate attachments. . . . .   | 32        |
| 23432 A            | Folder Clamp, for upper folder on Styles 51700 G, 51700 H (screw No. 25 S). . . . .  | 30        |
| 23435-32           | Facing Strip Folder, 1/32 inch capacity, uses 1 inch strip, finishes 5/8 inch, for No. 32 gauge Style 51400 D. . . . .   | 45        |

LIST OF PARTS

| Symbol<br>to<br>Order<br>by | The figures in the last column refer only<br>to the plates illustrating the parts and<br>are not to be used in ordering.<br>Refer to pink insert for prices.   | Plate<br>No. |
|-----------------------------|--|--------------|
| 23435-48                    | Facing Strip Folder, 1/32 inch capacity,<br>uses 1 1/4 inch strip, finishes 7/8 inch,<br>for No. 48 gauge Styles 51400 B, 51400 D  | 45           |
| 23435-64                    | Facing Strip Folder, 1/32 inch capacity,<br>uses 1 1/2 inch strip, finishes 1 1/8<br>inches, for No. 64 gauge Style 51700 D. . .   | 45           |
|                             | Facing Strip Folder Washer No. 9255  |              |
|                             | Facing Strip Folder Screw No. 22548  |              |
| 23436                       | Facing Strip Folder Bracket, for Styles<br>51400 B, 51400 D, 51700 D (washer No. 9255,<br>screw No. 136). . . . .  | 33           |
| 23437 A                     | Binder Bracket, for Style 51200 B (washer No.<br>12957 E, screw No. 22735) . . . . .   | 33           |
| 23437 B                     | Binder Bracket Support (screw No. 22585). . .  | 33           |
| 23438 A                     | Supplemental Guide Plate, for Style 51200 A<br>(screw No. 25 C). . . . .   | 30           |
| 23438 B                     | Supplemental Guide Platform, for Style<br>51200 B (screw No. 90). . . . .  | 30           |
| 23439 A                     | Pin Tension, for Styles 51200 A, 51200 B<br>(screw No. 90). . . . .  | 30           |
| 23447-64                    | Strip Folder, for No. 64 gauge Style 51700 E   | 31           |
| 23447-72                    | " " for No. 72 gauge. . . . .  | 31           |
| 23447-80                    | " " for No. 80 gauge. . . . .  | 31           |
| 23447 A                     | " " Guide (screw No. 22593) . . . . .  | 31           |
| 23447 B                     | " " Bracket (screw No. 22548) . . . . .  | 31           |
| 23447 C                     | " " Sliding Base Spring (screw No.<br>22593). . . . .  | 21           |
| 23448-64                    | Guide, for leading strip to feed dog on No.<br>64 gauge Style 51700 E . . . . .  | 31           |
| 23448-72                    | " for No. 72 gauge . . . . .   | 31           |
| 23448-80                    | " for No. 80 gauge . . . . .   | 31           |
|                             | " Screw No. 22504  |              |
|                             | " Spring No. 51785   |              |
|                             | " Washer No. 8372 A  |              |
| 23449                       | Body Folder, complete, 1/16 inch capacity,<br>for Style 51700 E, one each Nos. 12957 E,<br>22532, 22735, 23449 A, 23449 B, 23449 C,<br>two each Nos. 88, 187 A (attaching screw<br>No. 25 C) . . . . . | 31           |
| 23449 A                     | Body Folder Sliding Base (pivot screw No.<br>22735, pivot screw washer No. 12957 E). . .   | —            |
| 23449 B                     | Body Folder Sliding Base Guide (screw No.<br>605 A). . . . .   | —            |
| 23449 C                     | Body Folder Spring (screw No. 187 A). . . . .  | 21           |
| 28604                       | Transmitter Lubricant, No. 3 Arctic Cup<br>Grease, 5 lb. package . . . . .   | —            |



LIST OF PARTS

| Symbol<br>to<br>Order<br>by | The figures in the last column refer only<br>to the plates illustrating the parts and<br>are not to be used in ordering.<br>Refer to pink insert for prices.  | Plate<br>No. |
|-----------------------------|---|--------------|
| 28606-1/2                   | Powdered Oil Stone, 1/2 lb. package . . . . .   | —            |
| 28606-1                     | " " " 1 lb. package . . . . .   | —            |
| 28619                       | Puller Presser Roller Axle Spring Ball, for<br>Style 51400 G . . . . .  | 19           |
| 28705                       | "Electro Drive," 1/2 H.P., A.C., 1 phase,<br>60 cycles, 105-115 volts, 3400 R.P.M. . . . .  | —            |
| 28705 D                     | "Electro Drive," 1/2 H.P., A.C., 1 phase,<br>60 cycles, 220 volts, 3450 R.P.M. . . . .  | —            |
| 28707 B                     | "Electro Drive," 1/2 H.P., A.C., 3 phase,<br>60 cycles, 210-230 volts, 3500 R.P.M. . . . .  | —            |
| 28707 D                     | "Electro Drive," 1/2 H.P., A.C., 3 phase,<br>60 cycles, 440 volts, 3500 R.P.M. . . . .  | —            |
| 28708                       | "Electro Drive," 1/2 H.P., D.C., 105-115<br>volts, 3000 R.P.M. . . . .  | —            |
| 28708 A                     | "Electro Drive," 1/2 H.P., D.C., 210-230<br>volts, 3000 R.P.M. . . . .  | —            |
| 29066 F                     | Needle Lever Connecting Rod Upper Bearing<br>Assembly, one each Nos. 51216 A, 51243 B<br>lapped together . . . . .  | 40           |
| 129105 A                    | Looper Drive Eccentric Assembly, external<br>oiling, includes eccentric No. 51443; for<br>Styles 51200 A, 51200 G, 51200 H, 51400 G<br>(set screw No. 98, spot screw No. 96,<br>bearing screw, upper, No. 75 A, bearing<br>screw, lower, No. 97 A) . . . . .  | 39           |
| 129105 B                    | Looper Drive Eccentric Assembly; external<br>oiling, includes eccentric No. 51343, for<br>styles in Classes 51300, 51500, Styles<br>51200 B, 51200 C, 51200 J, 51900 B,<br>51900 C (set screw No. 98, spot screw No.<br>96, bearing screw, upper, No. 75 A, bear-<br>ing screw, lower, No. 97 A) . . . . .  | 39           |
| 129105 L                    | Looper Drive Eccentric Assembly, internal<br>and external oiling, includes eccentric<br>No. 51243 P, for styles in Class 51700;<br>also Styles 51400 A, 51400 B, 51400 C,<br>51400 D, 51400 E, 51400 F, 51400 H,<br>51400 J, 51400 K, 51400 L, 51400 M,<br>51400 N, 51900 A (set screw No. 98, spot<br>screw No. 96, bearing screw, upper, No.<br>22559 B, bearing screw, lower, No.<br>22559 A . . . . . | 39           |

LIST OF PARTS

| Symbol<br>to<br>Order<br>by | The figures in the last column refer only<br>to the plates illustrating the parts and<br>are not to be used in ordering.<br>Refer to pink insert for prices.   | Plate<br>No. |
|-----------------------------|--|--------------|
| ‡29105 M                    | Looper Drive Eccentric Assembly, internal and external oiling, includes eccentric No. 51243 Q, for styles in Classes 51300, 51500, also Styles 51200 B, 51200 C, 51200 J (set screw No. 98, spot screw No. 96, bearing screw, upper, No. 22559 B, bearing screw, lower, No. 22559 A) . . . . . | 39           |
| ‡29105 N                    | Looper Drive Eccentric Assembly, internal and external oiling, includes eccentric No. 52840 G, for styles in Class 54100 (set screw No. 98, spot screw No. 96, bearing screw, upper, No. 22559 B, bearing screw, lower, No. 22559 A) . . . . .   | 39           |
| ‡29138 H                    | Puller Driving Eccentric Assembly, throw .203 inch, stitch range 7 to 13 per inch, includes eccentric No. 21703 H, for Style 51700 F (spot screw No. 81, set screw No. 95, bearing screw No. 22587). . . . .   | 39           |
| ‡29138 J                    | Puller Driving Eccentric Assembly, throw .156 inch, stitch range 11 to 16 per inch, includes eccentric No. 21703 J, for Styles 54100 B, 54100 C (spot screw No. 81, set screw No. 95, bearing screw No. 22587). . . . .  | 39           |
| ‡29138 K                    | Puller Driving Eccentric Assembly, throw .116 inch, stitch range 15 to 26 per inch, includes eccentric No. 21703 K, for Style 51700 G (spot screw No. 81, set screw No. 95, bearing screw No. 22587). . . . .  | 39           |
| ‡29138 L                    | Puller Driving Eccentric Assembly, throw .382 inch, stitch range 4 to 7 per inch, includes eccentric No. 21703 F, for Styles 51300 D, 51500 D (spot screw No. 81, set screw No. 95, bearing screw No. 22587). . . . .  | 39           |
| ‡29138 M                    | Puller Driving Eccentric Assembly, throw .160 inch, stitch range 7 to 12 per inch, includes eccentric No. 53551 A, for Style 51400 G (spot screw No. 81, set screw No. 95, bearing screw No. 22559 C). . . . .   | 39           |
| 29192                       | Looper Rocker Assembly, for styles in Classes 51200, 51300; one each Nos. 51213, 15465 F, 51745 lapped together; also one each Nos. 258 A, 22829 and two No. 88 . . . . .  | 40           |
| 29192 A                     | Looper Rocker Assembly, for Styles 51400 A, 51400 B, 51400 C, 51400 D, 51400 E, 51400 F, 51400 K, 51400 L, 51400 M, 51400 N; one each Nos. 51413, 15465 F, 51745 lapped together; also one each Nos. 258 A, 22829 and two No. 88 . . . . .   | 40           |

LIST OF PARTS

| Symbol to Order by | The figures in the last column refer only to the plates illustrating the parts and are not to be used in ordering. Refer to pink insert for prices.  | Plate No. |
|--------------------|--|-----------|
| 29192 B            | Looper Rocker Assembly, for styles in Class 51900; one each Nos. 51913, 15465 F, 51745 lapped together; also one each Nos. 258 A, 22829 and two No. 88. . . . .  | 40        |
| 29192 C            | Looper Rocker Assembly, for styles in Class 51700; one each Nos. 51713, 15465 F, 51745 lapped together; also one each Nos. 258 A, 22829 and two No. 88. . . . .  | 40        |
| 29192 D            | Looper Rocker Assembly, for styles in Class 51500, also Styles 51400 G, 51400 H, 51400 J; one each Nos. 51513, 15465 F, 51745 lapped together; also one each Nos. 258 A, 22829 and two No. 88. . . . .                                       | 40        |
| 29202 A-1          | Needle Bar Assembly, for No. 1 gauge Style 51500 C; one each Nos. 53517 C-16, 52818-8 and two No. 22824 A. . . . .   | —         |
| 29202 G-1          | Needle Bar Assembly, for No. 1 gauge Style 51500 G; one each Nos. 51517 G-1, 51518 G-1. . . . .  | —         |
| 29402              | Lifter Treadle Assembly; one each Nos. 422, 423, 424, 22813. . . . .   | 51        |
| 29481 C            | Center Plait Folder Arm Assembly "Tru-Front" type, for Styles 51400 B, 51400 C, 51700 C, 51700 D; one each Nos. 25 S, 25 T, 22773, 22863 A, 23229 M, 23229 N, 23229 P, 23229 Q; two each Nos. 93 A, 22528 (attaching screw No. 93) . . . . . | 48        |
| 29730 A            | Parallel Take-up Assembly, for styles in Class 51700; also Styles 51200 A, 51200 G, 51200 H, 51400 G, 51900 B, 51900 C; one each Nos. 51423, 89, 22764 A, 22833, 51404, 51461, 51461 A, 51461 B, 51461 C and three No. 22794 B. . . . .      | —         |
| 35731 A            | Presser Bar Connection Guide Plate (screw No. 22513) . . . . .   | 27        |
| 35733 B            | Presser Spring Regulating Screw Lock Nut, for machines equipped with external presser spring . . . . .   | 19        |
| 35759              | Needle Bar Connection. . . . .   | 28        |
| 35768 A            | Screw, left, for crank chamber oil reservoir; also for No. 52887 . . . . .   | 16        |
| 35788 B            | Crank Chamber Oil Reservoir Cover (screw No. 605) . . . . .  | 37        |
| 35818 N-8          | Needle Holder, marked "C8" for No. 8 gauge Style 51900 B (spot screw No. 89, needle set screw, middle, No. 22752, outer No. 22580) . . . . .   | 22        |

LIST OF PARTS

| Symbol<br>to<br>Order<br>by | The figures in the last column refer only<br>to the plates illustrating the parts and<br>are not to be used in ordering.<br>Refer to pink insert for prices.  | Plate<br>No. |
|-----------------------------|---|--------------|
| 35818 N-9                   | Needle Holder, marked "C9" for No. 9 gauge<br>Styles 51900 B, 51900 C (spot screw No.<br>89, needle set screw, middle, No. 22752,<br>outer No. 22580). . . . .  | 22           |
| 35820 P-8                   | Presser Foot Assembly, for No. 8 gauge<br>Style 51900 B; one each Nos. 35830 P-8,<br>91, 22799 C, 35830, 51930 . . . . .  | 10           |
| 35820 P-9                   | Presser Foot Assembly, for No. 9 gauge<br>Style 51900 B; one each Nos. 35830 P-9,<br>91, 22799 C, 35830, 51930 . . . . .  | 10           |
| 35820 R-9                   | Presser Foot Assembly, for No. 9 gauge<br>Style 51900 C; one each Nos. 35830 R-9,<br>35830 G, 73 A, 91 D, 22561, 22599,<br>22799 L, 35830 B, 35830 C, 35830 D,<br>35830 E, 35830 F, 35830 H, 35830 K and<br>six No. 22845 A . . . . . | 11           |
| 35830                       | Presser Foot Shank, for Styles 51500 A,<br>51900 B . . . . .  | —            |
| 35830 B                     | Presser Foot Shank, for Styles 51900 C<br>(clamp screw No. 91 D). . . . .   | —            |
| 35830 C                     | Presser Foot Yoke, for Style 51900 C (hinge<br>screw No. 22845 A). . . . .  | 12           |
| 35830 D                     | Presser Foot Spring, for Style 51900 C<br>(screw No. 22561). . . . .  | 22           |
| 35830 E                     | " " Yielding Section, for Style<br>51900 C (lock screw No. 22799 L) . . . . .   | 12           |
| 35830 F                     | " " Yielding Section Adjusting<br>Nut, for Style 51900 C . . . . .  | 12           |
| 35830 G                     | Presser Foot Bottom, rear section, for<br>Style 51900 C (hinge screw No. 22845 A) . . . . .   | —            |
| 35830 H                     | Presser Foot Bottom, Rear Section Equal-<br>izing Spring, for Style 51900 C (screw<br>No. 73 A). . . . .  | 22           |
| 35830 K                     | Presser Foot Bottom Front Section Equal-<br>izing Spring, for Style 51900 C (screw<br>No. 22599). . . . .   | 22           |
| 35830 P-8                   | Presser Foot Bottom, for No. 8 gauge Style<br>51900 B. . . . .  | —            |
| 35830 P-9                   | " " " for No. 9 gauge Style<br>51900 B. . . . .   | —            |
| 35830 R-9                   | Presser Foot Bottom, front section, for No.<br>9 gauge Style 51900 C (hinge screw No.<br>22845 A). . . . .  | 12           |
| 35831 A                     | Needle Thread Controller Rack Thread Guide,<br>for Styles 51200 A, 51200 G, 51200 H,<br>51900 B, 51900 C (screw No. 22547 A). . . . .   | 24           |

LIST OF PARTS

| Symbol<br>to<br>Order<br>by | The figures in the last column refer only<br>to the plates illustrating the parts and<br>are not to be used in ordering.<br>Refer to pink insert for prices.  | Plate<br>No. |
|-----------------------------|---|--------------|
| 35833 A                     | Presser Spring Regulating Stud, for machines equipped with external presser spring (nut No. 258 A) . . . . .  | 25           |
| 35833 C                     | Presser Spring Plate . . . . .  | 44           |
| 38208 G-26                  | Looper, front, for No. 26 gauge Style 51500 D (set screw No. 73) . . . . .  | 13           |
| 38209 A                     | Looper, for Style 51300 D; also back looper for Style 51500 D (set screw No. 73). . . . .   | 13           |
| 39132 V                     | End Cover Hinge Pin, for Style 51400 G . . . . .  | —            |
| 39135                       | Feed Bar Shaft, 2 inches long (set screw No. 77). . . . .   | 35           |
| 39141 G                     | Nut, for puller connecting rod ball joint on Style 51400 G . . . . .  | 19           |
| 39193                       | Crank Chamber Oil Reservoir Sight Gauge Assembly, for styles in Classes 51300, 51500, 51700, 51400; also Styles 51400 A, 51400 B, 51400 C, 51400 D, 51400 E, 51400 F, 51400 H, 51400 J, 51400 K, 51400 L, 51400 M, 51400 N, 51900 A; one each Nos. 39193 A, 39193 B, 660-92, 660-93, 666-49 . . . . . | 29           |
| 39193 A                     | Crank Chamber Oil Reservoir Sight Gauge Glass Tube Cover . . . . .  | 29           |
| 39193 B                     | Crank Chamber Oil Reservoir Sight Gauge Base . . . . .  | —            |
| 39236 A                     | Needle Guard Washer, for Styles in Classes 51200, 51300, 51400, 51500, 51700, 51900. . . . .  | 20           |
| K40881                      | Folder, for 3/4 inch button stay on Style 51200 J; uses strip cut 2 1/8 inches wide, 1/32 inch capacity (screw No. 25 C). . . . .   | —            |
| 41047                       | Looper Connecting Rod, 2 3/8 inches long, for 96 and narrower gauge Styles in Class 51700 (nut, right thread No. 18, nut, left thread No. 269). . . . .   | 25           |
| 41071 G                     | Nut, for oil tube brace on styles in Classes 51300, 51500; also Styles 51200 B, 51200 C, 51200 J, 51400 A, 51400 B, 51400 C, 51400 D, 51400 E, 51400 F, 51400 H, 51400 J, 51400 K, 51400 L, 51400 M, 51400 N, 51900 A . . . . .   | 19           |
| 41258                       | Puller Clutch Roller, for Style 51400 G. . . . .  | 20           |
| 41258 A                     | " Clutch Roller Spring (screw No. 22704). . . . .   | 21           |
| 41258 B                     | " Feed Clutch Disc, left (screw No. 22747). . . . .   | 20           |

LIST OF PARTS

| Symbol<br>to<br>Order<br>by | The figures in the last column refer only<br>to the plates illustrating the parts and<br>are not to be used in ordering.<br>Refer to pink insert for prices. | Plate<br>No. |
|-----------------------------|--|--------------|
| 41258 D                     | Puller Clutch Housing, for Style 51400 G<br>(spot screw No. 81, set screw No. 95) . . .  | 43           |
| 41258 E                     | Puller Feed Clutch Disc, right (screw No.<br>22747) . . . . .  | 20           |
| 41258 CG                    | Puller Clutch Lever. . . . .   | —            |
| 43220 F                     | Presser Foot Assembly, for Style 51300 A;<br>one each Nos. 43230 J, 43230 H, 91,<br>22799 B. . . . .   | 12           |
| 43230 H                     | Presser Foot Shank, for Style 51300 A<br>(clamp screw No. 91) . . . . .  | —            |
| 43230 J                     | Presser Foot Bottom, for Style 51300 A . . .   | —            |
| 43266                       | Looper Thread Tension Post Nut . . . . .   | 19           |
| 43294 A                     | Oil Drain Support (screw No. 22596). . . . .   | 48           |
| 43294 D                     | Oil Drain Pipe, 3 inches long. . . . .   | 42           |
| 43297                       | Needle Thread Take-up Spring, for Style<br>51300 A. . . . .  | 22           |
| 43297 A                     | Needle Thread Take-up Spring Stop. . . . .   | 27           |
| 43443 Q                     | Nut, for differential feed intermediate gear<br>stud on Style 51700 E. . . . .   | 19           |
| K48039                      | Needle Thread Lubricator Cup, for Styles<br>51300 D, 51500 D, 51900 C (screw No. 25 S)   | —            |
| K48964                      | Folder, for turning edge of sleeve upwardly,<br>1/32 inch capacity, 1/8 inch fold, on<br>Style 51400 L (screw No. 25 C) . . . . .                            | —            |
| K49039                      | Piping Guide, with cord tube, uses 5/8 inch<br>bias strip and 3/32 inch cord, for Styles<br>51700 G, 51700 H (screw No. 187 A) . . . . .                     | —            |
| K49157                      | Hemmer, for 5/8 inch hem, 1/32 inch capa-<br>city, on Style 51400 F (screw No. 25 C). . .  | —            |
| K49290                      | Feed Dog, for No. 128 gauge Styles 51700 G,<br>51700 H (screw No. 22528). . . . .  | —            |
| K49640                      | Folder, for 7/8 inch button stay, 1/32 inch<br>capacity, uses 2 3/8 inch strip, on Style<br>51200 J (screw No. 25 C) . . . . .                               | —            |
| K49746                      | Folder, for 1 inch button stay, 1/32 inch<br>capacity, uses 2 5/8 inch strip, on Style<br>51200 J (screw No. 25 C) . . . . .                                 | —            |
| K49992                      | Throat Plate Support, for Styles 51700 G,<br>51700 H (screw No. 80) . . . . .  | —            |
| K49995                      | Needle Guard, for Styles 51700 G, 51700 H<br>(screw No. 22585 B). . . . .  | —            |
| K50068                      | Cloth Plate Cover, 6 15/64 inches long, for<br>Styles 51700 G, 51700 H. . . . .  | —            |
| K50176                      | Looper Rocker Link, for No. 88 gauge Style<br>51700 F. . . . .   | —            |
| K50177                      | Looper Rocker Spacing Plate, for No. 88<br>gauge Style 51700 F. . . . .  | —            |

LIST OF PARTS

| Symbol to Order by | The figures in the last column refer only to the plates illustrating the parts and are not to be used in ordering. Refer to pink insert for prices.  | Plate No. |
|--------------------|--|-----------|
| K50370             | Tray, 5 1/2 inches high, hinged body and front section, for nonsubmerged isolated installation of styles in Classes 51200, 51300, 51400, 51500, 51700, 51900 equipped with Class 21700 Puller and having attachments that overhang the front of the cloth plate . . . . .  | —         |
| K50410             | Presser Foot, for No. 128 gauge Styles 51700 G, 51700 H (clamp screw No. 91, yielding section spring, left, No. 16194, yielding section spring, right, No. 8040, yielding section spring attaching screw No. 605, yielding section spring adjusting screw No. 605 A, strip guide No. 16194 B, strip guide screw No. 73 A) . . . . .                                    | —         |
| K50909             | Throat Plate, for No. 128 gauge Styles 51700 G, 51700 H (screw No. 87) . . . . .   | —         |
| K50911             | Looper Rocker Link, for No. 128 gauge Styles 51700 G, 51700 H. . . . .   | —         |
| K50912             | Looper Rocker Spacing Plate, for No. 128 gauge Styles 51700 G, 51700 H . . . . .   | —         |
| ‡51134             | Feed Bar, including tiltable feed dog holder, for styles in Classes 51200, 51300, 51500, 51700, 51900; also Styles 51400 A, 51400 B, 51400 C, 51400 D, 51400 E, 51400 F, 51400 H, 51400 J, 51400 K, 51400 L, 51400 M, 51400 N (set screw No. 22560 B, feed dog supporting screw No. 538, feed dog holder adjusting screw No. 22863, link pin screw No. 22768). . . . . | 43        |
| ‡51134 A           | Feed Bar, including tiltable feed dog holder, for Style 51400 G (set screw No. 166, feed dog supporting screw No. 538, feed dog holder adjusting screw No. 22863, link pin screw No. 22768). . . . .   | 43        |
| 51134 G            | Feed Dog Holder, tiltable (nut No. 258 A, washer No. 6042 A). . . . .  | 27        |
| 51142              | Feed Lift Eccentric, for Style 51300 B (spot screw No. 96) . . . . .   | 28        |
| 51147              | Main Shaft Collar (screw No. 95). . . . .  | 20        |
| K51165             | Folder Bracket, for use with folder swinging arm on Styles 51700 G, 51700 H (screw No. 22528). . . . .   | —         |
| 51170 B            | Needle Thread Take-up, for Style 51200 A (screw No. 90). . . . .   | 38        |

LIST OF PARTS

| Symbol<br>to<br>Order<br>by | The figures in the last column refer only<br>to the plates illustrating the parts and<br>are not to be used in ordering.<br>Refer to pink insert for prices.   | Plate<br>No. |
|-----------------------------|--|--------------|
| 51170 C                     | Needle Thread Take-up Post, for styles in<br>Classes 51200, 51300, 51400, 51500, 51900   | 24           |
| 51170 D                     | Needle Thread Take-up Post Lock Nut . . . . .  | 19           |
| 51201                       | Cloth Plate, for Styles 51200 A, 51900 B,<br>51900 C, using throat plates 3 1/8 inches<br>long. . . . .  | 54           |
| 51201 A                     | Cloth Plate, for Styles 51200 G, 51200 H,<br>using throat plates 2 1/4 inches long . . .   | 54           |
| 51201 B                     | Cloth Plate, for Styles 51200 B, 51300 B,<br>51400 F, 51400 L, 51500 A, 51500 C, 51500 G<br>using throat plates 3 1/8 inches long . . .  | 54           |
|                             | Cloth Plate Screw No. 80   |              |
| 51202                       | Cloth Plate Slide, rear, 1 1/2 inches long,<br>for styles in Classes 51300, 51400, 51500,<br>51700, 54100; also Styles 51200 B, 51200 C,<br>51200 J, 51900 A (stop screw No. 22799 N)                                  | 38           |
| 51205 A                     | Feed Dog, for Style 51200 A (screw No. 22528)  | 8            |
| 51208                       | Looper, for Styles 51200 C, 51300 A, 51300 B,<br>51300 C (set screw No. 73). . . . .   | 13           |
| 51208 D                     | Looper, for Styles 51200 H, 51200 J; also<br>back looper for Style 51400 H (set screw<br>No. 73) . . . . .   | 13           |
| 51213                       | Looper Rocker, for styles in Classes 51200,<br>51300 . . . . .   | 40           |
| ‡51215 A                    | Needle Lever, steel, for styles in Classes<br>51200, 51300, 51500, 51900, 54100 (set<br>screw for link pin No. 77). . . . .  | 50           |
| ‡51215 B                    | Needle Lever, lynite, for styles in Classes<br>51400, 51700, (clamp screw for link pin No.<br>22864, clamp screw nut No. 51250 C) . . . . .  | 50           |
| 51216                       | Needle Lever Connecting Rod Tube (nut, left<br>thread, No. 15430 C, nut, right thread, No.<br>15430 D). . . . .  | 35           |
| 51216 A                     | Needle Lever Connecting Rod Upper Bearing<br>(screw No. 97 A). . . . .   | 40           |
| 51217                       | Needle Bar, for styles in Classes 51200,<br>51300 (screw No. 88 A). . . . .  | 36           |
| 51220 A                     | Presser Foot, for Style 51200 A (clamp screw<br>No. 91) . . . . .  | 12           |
| 51220 J                     | Presser Foot, for Style 51200 J (clamp screw<br>No. 91, yielding side spring No. 11534,<br>yielding side spring screw No. 605) . . . . .   | 11           |
| 51221                       | Pulley, working diameter 2 1/2 inches, for<br>styles in Class 51400, Styles 51200 A,<br>51200 G, 51200 H, 51700 C, 51700 D,<br>51700 E, 51700 G, 51700 H, 51900 A (spot<br>screw No. 22597, set screw No. 22597 A) . . | 39           |



LIST OF PARTS

| Symbol<br>to<br>Order<br>by | The figures in the last column refer only<br>to the plates illustrating the parts and<br>are not to be used in ordering.<br>Refer to pink insert for prices.   | Plate<br>No. |
|-----------------------------|--|--------------|
| 51222                       | Main Shaft, left section, for styles in<br>Classes 51200, 51300, 51400, 51500,<br>51700, 51900. . . . .  | 49           |
| ‡51222 B                    | Crankshaft Assembly, for Styles 51200 B,<br>51200 C, 51200 J; includes crankshaft No.<br>51222 A (bearing screw No. 75 A). . . . .   | 49           |
| 51224 A                     | Throat Plate, for Style 51200 A . . . . .  | 5            |
| 51224 B                     | " " for Style 51200 B . . . . .  | 5            |
|                             | " " Screw No. 22570  |              |
| 51225                       | Needle Guard, for styles in Classes 51200,<br>51300 (screw No. 22585 B, washer No.<br>39236 A . . . . .  | 14           |
| 51235                       | Feed Rocker (screw No. 98). . . . .  | 43           |
| 51235 A                     | " " Arm (clamp screw No. 93). . . . .  | 43           |
| 51235 B                     | " " Shaft, 4 7/16 inches long . . . . .  | 35           |
| 51236                       | Feed Crank Link (oil wick No. 666-19, shim<br>No. 1248, screw No. 22569, nut No. 7947). . . . .  | 28           |
| 51236 A                     | Feed Crank Link Pin (screw No. 77). . . . .  | 25           |
| 51236 B                     | Stitch Regulating Stud Cap (screw No. 22768)   | 20           |
| 51236 C                     | Feed Crank Stud (nut No. 269) . . . . .  | 20           |
| 51240 A                     | Looper Connecting Rod, adjusting section, for<br>styles in Classes 51200, 51300, 51400,<br>51500, 51900. . . . .   | 25           |
| ‡51241                      | Looper Connecting Rod, jointed section and<br>ball joint assembly, right, for styles in<br>Classes 51200, 51300, 51400, 51500, 51900<br>(ball stud washer No. 36 G, bearing screw<br>No. 97 A) . . . . . | 40           |
| ‡51241 D                    | Looper Connecting Rod Ball Joint Assembly,<br>left, for styles in Classes 51200, 51300,<br>51400, 51500, 51900 (bearing screw No. 97 A)  | 28           |
| ‡51242 A                    | Looper Driver Lever Shaft, 4 9/16 inches<br>long, with bushing (screw No. 22597 A). . . . .  | 34           |
| 51242 C                     | Looper Driver Lever Shaft Bushing, rear (spot<br>screw No. 96) . . . . .   | 26           |
| 51242 E                     | Looper Drive Lever, lynite, for styles in<br>Classes 51200, 51300, 51400, 51500, 51700,<br>51900 . . . . .   | 40           |
| 51242 F                     | Looper Drive Lever Barrel Clamp, for Styles<br>51200 A, 51200 G, 51200 H, 51900 B, 51900 C   | 25           |
| 51243 B                     | Looper Drive Lever Ball Stud; also for No.<br>51215 A (set screw, hexagonal head, No.<br>22519). . . . .   | 28           |
| 51243 C                     | Looper Drive Lever Ball Stud Guide Fork; also<br>for No. 51243 B (screw No. 97). . . . .   | 28           |
| 51243 E                     | Looper Drive Lever Connection Felt Retainer  | 29           |
| ‡51243 J                    | Looper Drive Eccentric Guard, for styles<br>51200 A, 51200 G, 51200 H, 51900 B, 51900 C<br>(screw No. 94). . . . .   | 46           |

LIST OF PARTS

| Symbol<br>to<br>Order<br>by | The figures in the last column refer only<br>to the plates illustrating the parts and<br>are not to be used in ordering.<br>Refer to pink insert for prices.   | Plate<br>No. |
|-----------------------------|--|--------------|
| 51243 K                     | Looper Drive Eccentric Oil Disc (screw No. 22716) . . . . .  | 37           |
| 51243 L                     | Looper Drive Eccentric Oil Disc Gasket. . . . .  | 37           |
| 51243 N                     | Looper Drive Eccentric Oil Disc Washer, steel (screw No. 22716 A) . . . . .  | 37           |
| 51243 R                     | Looper Drive Eccentric Felt Retainer. . . . .  | 29           |
| 51244                       | Looper Rocker Frame, for styles in Classes 51200, 51300, 51400, 51500, 51900 (spot screw No. 96, set screw No. 98) . . . . .   | 40           |
| 51244 A                     | Looper Rock Shaft, for styles in Classes 51200, 51300, 51400, 51500, 51700, 51900. . . . .   | 35           |
| 51244 B                     | Looper Rock Shaft Arm (clamp screw No. 93). . . . .  | 28           |
| 51244 C                     | Looper Rock Shaft Sleeve, for styles in Classes 51200, 51300, 51500, 51900, Styles 51400 A, 51400 B, 51400 C, 51400 D, 51400 E, 51400 F, 51400 H, 51400 J, 51400 K, 51400 L, 51400 M, 51400 N (screw No. 88 B) . . . . . | 26           |
| 51244 E                     | Looper Rock Shaft Bushing . . . . .  | 26           |
| 51245                       | Looper Avoid Eccentric Link and Feed Lift Eccentric Link (shim No. 51245 A, screw No. 22569, nut No. 7947). . . . .  | 28           |
| 51245 A                     | Looper Avoid Eccentric Link Oil Retaining Pad  | 29           |
| 51246                       | Looper Rocker Stud Nut, for styles in Classes 51200, 51300, 51400, 51500, 51900 . . . . .  | 19           |
| 51250                       | Needle Lever Stud (screw No. 719) . . . . .  | 34           |
| 51250 B                     | " " Thrust Collar (screw No. 719). . . . .   | 26           |
| 51250 C                     | " " Link Pin Clamp Screw Nut, for styles in Classes 51400, 51700 . . . . .   | 19           |
| 51251                       | Needle Thread Controller Lever Assembly, for Styles 51200 A, 51200 G, 51200 H, 51900 B, 51900 C . . . . .  | 38           |
| 51252                       | Presser Bar Guide and Thread Controller Rack, for Styles 51200 A, 51200 G, 51200 H, 51900 B, 51900 C (screw No. 531). . . . .  | 34           |
| 51254                       | Needle Bar Bushing, upper . . . . .  | 26           |
| 51254 A                     | " " " lower . . . . .  | 26           |
| 51256 A                     | Presser Spring, upper, for machines equipped with internal presser spring. . . . .   | 44           |
| 51256 B                     | Presser Spring, lower, for machines equipped with internal presser spring. . . . .   | 44           |
| 51257                       | Presser Bar, for machines equipped with internal presser spring . . . . .  | 35           |
| 51257 A                     | Presser Bar Bushing, upper, length over all 2 1/8 inches, for machines equipped with internal presser spring . . . . .   | 26           |
| 51257 C                     | Presser Bar Bushing, lower, length over all 1 3/4 inches. . . . .  | 34           |

LIST OF PARTS

| Symbol<br>to<br>Order<br>by | The figures in the last column refer only<br>to the plates illustrating the parts and<br>are not to be used in ordering.<br>Refer to pink insert for prices.   | Plate<br>No. |
|-----------------------------|--|--------------|
| 51258                       | Needle Lever Thread Eyelet, for styles in<br>Classes 51200, 51300 (screw No. 22768)  | 23           |
| 51258 A                     | Needle Bar Thread Eyelet, for styles in<br>Classes 51200, 51300 (screw No. 22768)  | 23           |
| 51260                       | Parallel Take-up Thread Eyelet, front, for<br>Styles 51200 A, 51200 G, 51200 H (screw<br>No. 87 U) . . . . .   | 23           |
| 51260 A                     | Parallel Take-up Thread Eyelet, rear, for<br>Styles 51200 A, 51200 G, 51200 H (screw<br>No. 87 U) . . . . .  | 23           |
| 51270 A                     | Needle Thread Take-up, for Styles 51200 G,<br>51200 H, 51900 B, 51900 C (screw No. 90)   | 38           |
| 51270 B                     | Needle Thread Take-up, for styles in<br>Classes 51300, 51500, 51700, Styles<br>51200 B, 51200 C, 51200 J, 51400 A,<br>51400 B, 51400 C, 51400 D, 51400 E,<br>51400 F, 51400 H, 51400 J, 51400 K,<br>51400 L, 51400 M, 51400 N, 51900 A<br>(screw No. 90) . . . . . | 38           |
| 51280 A                     | Throat Plate Support, for Styles 51200 C,<br>51200 G, 51200 H, 51200 J, 51300 A,<br>51300 C, 51300 D, 51400 H, 51400 J,<br>51500 D, 51700 F using throat plates<br>2 1/4 inches long (screw No. 80) . . . . .  | 46           |
| 51280 B                     | Throat Plate Support, for Style 51700 E<br>(screw No. 22839) . . . . .   | 46           |
| 51280 G                     | Throat Plate Support, for Style 51400 G<br>(screw No. 80) . . . . .  | 46           |
| 51280 K                     | Dowel Pin, for main shaft oil gauge assem-<br>bly. . . . .   | 25           |
| 51281-204                   | Cloth Plate Cover, 6 17/64 inches long,<br>not drilled for attachments, for Styles<br>51700 E, 51700 F . . . . .   | 46           |
| 51281-206                   | Cloth Plate Cover, 6 27/64 inches long,<br>for styles in Class 54100. . . . .  | 46           |
| 51281-216                   | Cloth Plate Cover, 6 3/4 inches long, for<br>Styles 51200 J, 51400 C, 51400 D,<br>51400 M, 51700 C, 51700 D, 51700 E . . . . .   | 46           |
| 51281-226                   | Cloth Plate Cover, 7 1/16 inches long, for<br>Styles 51300 B, 51400 B, 51400 F,<br>51400 L, 51400 N, 51500 A, 51500 C,<br>51500 G, 51900 B, 51900 C. . . . .   | 46           |
| 51281-228                   | Cloth Plate Cover, 7 1/8 inches long, for<br>Styles 51200 C, 51400 H, 51500 D; also<br>No. 18 gauge Style 51400 G . . . . .  | 46           |
| 51281-230                   | Cloth Plate Cover, 7 3/16 inches long, for<br>No. 24 gauge Style 51400 G . . . . .   | 46           |
| 51281-232                   | Cloth Plate Cover, 7 1/4 inches long, for<br>No. 16 gauge Style 51400 G . . . . .  | 46           |

LIST OF PARTS

| Symbol<br>to<br>Order<br>by | The figures in the last column refer only<br>to the plates illustrating the parts and<br>are not to be used in ordering.<br>Refer to pink insert for prices.  | Plate<br>No. |
|-----------------------------|---|--------------|
| 51281-233                   | Cloth Plate Cover, 7 9/32 inches long,<br>for Styles 51200 G, 51200 H, 51300 A,<br>51300 C, 51300 D, 51400 H, 51400 J   | 46           |
| 51281 C-226                 | Cloth Plate Cover, 7 1/16 inches long,<br>for Styles 51200 A, 51200 B . . . . .   | 46           |
| 51281 F                     | Cloth Plate Cover Spring (screw No.<br>22726 A). . . . .  | 43           |
| 51282                       | Louver Cover (screw No. 90) . . . . .   | 44           |
| 51282 B                     | Face Plate (thumbscrew No. 22837) . . . . .   | 44           |
| 51282 C                     | Crank Chamber Cover, for Styles 51200 A,<br>51200 G, 51200 H, 51400 G, 51900 B,<br>51900 C (screw No. 22524) . . . . .  | 44           |
| 51282 H                     | Crank Chamber Cover Gasket. . . . .   | 44           |
| ‡51282 J                    | Crank Chamber Oil Reservoir, including<br>tubes and sight gauge No. 39193, for<br>styles in Classes 51300, 51500, 51700,<br>54100, Styles 51200 A, 51200 G,<br>51200 H, 51400 A, 51400 B, 51400 C,<br>51400 D, 51400 E, 51400 F, 51400 H,<br>51400 J, 51400 K, 51400 L, 51400 M,<br>51400 N, 51900 A (attaching screw,<br>right, No. 22849, attaching screw,<br>left, No. 35768 A). . . . . | 46           |
| 51283                       | Lifter Lever (stud No. 22566 A) . . . . .   | 52           |
| 51283 A                     | Lifter Lever Spring . . . . .   | 21           |
| 51283 B                     | Lifter Lever Spring Pin . . . . .   | 25           |
| 51283 C                     | Presser Bar Lifter Bracket, for Styles<br>51200 A, 51200 G, 51200 H, 51400 G,<br>51900 B, 51900 C. . . . .  | 28           |
| 51290                       | Main Shaft Bushing, inner, left, 3/4 inch<br>long; also middle bushing on Styles<br>51200 A, 51200 G, 51200 H, 51400 G,<br>51900 B, 51900 C. . . . .  | 26           |
| 51290 A                     | Main Shaft Bushing, outer, right, 1 9/32<br>inches long . . . . .   | 26           |
| 51290 D                     | Main Shaft Bushing, left, 3/4 inch long   | 26           |
| 51290 E                     | Main Shaft Bushing, middle, for styles in<br>Classes 51300, 51500, 51700, 54100,<br>Styles 51200 B, 51200 C, 51200 J,<br>51400 A, 51400 B, 51400 C, 51400 D,<br>51400 E, 51400 F, 51400 H, 51400 J,<br>51400 K, 51400 L, 51400 M, 51400 N,<br>51900 A . . . . .   | 26           |
| ‡51290 N                    | Main Shaft Bushing Housing, includes<br>bushing . . . . .   | 47           |

LIST OF PARTS

| Symbol to Order by | The figures in the last column refer only to the plates illustrating the parts and are not to be used in ordering. Refer to pink insert for prices.           | Plate No. |
|--------------------|---|-----------|
| 51291              | Looper Thread Guard, for styles in Class 51700, Styles 51200 A, 51200 G, 51200 H, 51900 B, 51900 C (screw No. 22711). . . .                                   | 44        |
| 51292              | Tension Post. . . . .   | 24        |
| 51292 A            | " " Ferrule. . . . .  | 24        |
| 51292 C            | " Regulating Nut. . . . .   | 19        |
| 51292 D            | Needle Thread Tension Eyelet, also looper thread tension eyelet on styles in Classes 51300, 51500, Styles 51200 B, 51200 C, 51200 J . . . . .                 | 23        |
| 51292 E            | Looper Thread Tension Eyelet, for styles in Class 51700, Styles 51200 A, 51200 G, 51200 H, 51400 G, 51900 B, 51900 C. . . .                                   | 23        |
| 51292 F-1          | Tension Spring, .016 inch diameter wire, for looper threads. . . . .  | 21        |
| 51292 F-2          | Tension Spring, .022 inch diameter wire, for looper threads. . . . .  | 21        |
| 51292 F-4          | Tension Spring, .026 inch diameter wire, for needle threads. . . . .  | 21        |
| 51292 F-5          | Tension Spring, .031 inch diameter wire, for needle threads. . . . .  | 21        |
| 51292 F-8          | Tension Spring, .037 inch diameter wire, for needle threads. . . . .  | 21        |
| 51292 F-14         | Tension Spring, .047 inch diameter wire, for needle threads. . . . .  | 21        |
| 51293              | Crank Chamber Oil Gauge, for Styles 51200 A, 51200 G, 51200 H, 51400 G, 51900 B, 51900 C (screw No. 97) . . . . .   | 48        |
| 51293 A            | Crank Chamber Oil Tube, for outer right main shaft bearing. . . . .   | 37        |
| 51293 B            | Crank Chamber Oil Tube Clamp (screw No. 22769). . . . .   | 29        |
| 51293 K            | Crank Chamber Oil Tube, for inner left main shaft bearing on Styles 51700 C, 51700 D, 51700 E, 51700 G, 51700 H, 54100 D, 54100 E . . . . .                   | -         |
| 51293 L            | Main Shaft Bearing Oil Tube, for Style 51400 G . . . . .  | 37        |
| 51294 A            | Oil Drain Clamp Spring. . . . .   | 48        |
| 51295              | Isolated Insulators, for "II" installation  | 29        |
| 51296              | Machine Base Dowel Pin, front . . . . .   | 29        |
| 51296 A            | " " " " rear. . . . .   | 29        |
| 51301 A            | Cloth Plate, for Styles 51200 C, 51200 J, 51300 A, 51300 C, 51300 D, 51400 H, 51400 J, 51500 D, using throat plates 2 1/4 inches long (screw No.-80). . . . . | 54        |
| 51305 A            | Feed Dog, for Styles 51300 A, 51300 C . . . . .   | 7         |
| 51305 B            | " " for Style 51300 B . . . . .   | 8         |
|                    | " " Screw No. 22528   |           |

Sugar!

S

32  
7  
229

LIST OF PARTS

| Symbol to Order by | The figures in the last column refer only to the plates illustrating the parts and are not to be used in ordering. Refer to pink insert for prices.  | Plate No. |
|--------------------|--|-----------|
| 51320 B            | Presser Foot Assembly, for Style 51300 B; one each Nos. 51330 B, 65 XD, 86 X and two No. 88 . . . . .  | 11        |
| 51320 C            | Presser Foot Assembly, for Style 51300 C; one each Nos. 51330 C, 91, 22799 B, 51530 A. . . . .   | 10        |
| 51321 A            | Pulley, working diameter 2 1/2 inches, for styles in Classes 51300, 51500, 51400, Styles 51200 B, 51200 C, 51200 J, 51700 F, 51900 B, 51900 C (spot screw No. 22597, set screw No. 22597 A). . . . . | 39        |
| ‡51322 B           | Crankshaft Assembly, for styles in Classes 51300, 51500, Styles 51700 F, 51900 B, 51900 C; includes crankshaft No. 51322 A (bearing screw No. 75 A) . . . . .  | 49        |
| 51324 B            | Throat Plate, for Style 51300 B (screw No. 22570) . . . . .  | 5         |
| 51330 B            | Presser Foot Bottom, for Style 51300 B . . . . .   | —         |
| 51330 C            | " " " for Style 51300 C . . . . .  | —         |
| ‡51394             | Main Oil Reservoir, for Styles 51300 D, 51500 D (screw No. 93) . . . . .   | 52        |
| K51396             | Table Board, 48" x 16" x 1 3/4", for non-submerged group installation of styles in Classes 51200, 51300, 51400, 51500, 51700, 51900, 51400, equipped with Class 21700 Puller . . . . .               | —         |
| 51401              | Cloth Plate, for Styles 51400 A, 51400 E, 51400 K, 51900 A, using throat plates 3 1/8 inches long. . . . .   | 54        |
| 51401 C            | Puller Cloth Plate, for Style 51400 G (screw No. 22839). . . . .   | 46        |
| 51401 H            | Cloth Plate, for Style 51400 G using throat plates 2 1/4 inches long (screw No. 80). . . . .   | 54        |
| 51402              | Cloth Plate Slide, front, for Styles 51400 A, 51400 E, 51400 K, 51900 A. . . . .   | 48        |
| 51404              | Parallel Take-up Cast-off, for styles in Class 51700, Styles 51200 A, 51200 G, 51200 H, 51400 G, 51900 B, 51900 C (screw No. 22833) . . . . .  | 27        |
| 51405-8            | Feed Dog, with feed surface between needles, for Nos. 8, 10 and 12 gauge double lap seam felling machines in Class 51400 . . . . .   | 7         |
| 51405-16           | Feed Dog, for Nos. 16 and 18 gauge Style 51400 A. . . . .  | 7         |

LIST OF PARTS

| Symbol to Order by | The figures in the last column refer only to the plates illustrating the parts and are not to be used in ordering. Refer to pink insert for prices. | Plate No. |
|--------------------|---|-----------|
| 51405 A-8          | Feed Dog, for Nos. 6 and 8 gauge Style  |           |
|                    | 51400 A . . . . .   | 9         |
| 51405 A-10         | " " for Nos. 10 and 12 gauge Style  |           |
|                    | 51400 A . . . . .   | 9         |
| 51405 B-32         | " " for No. 32 gauge Style 51400 D. .   | 9         |
| 51405 B-48         | " " for No. 48 gauge Styles 51400 B, 51400 D . . . . .  | 9         |
| 51405 C-48         | " " for No. 48 gauge Styles 51400 C, 51400 M, 51400 N. . . . .  | 9         |
| 51405 E-8          | " " for Nos. 8, 10 and 12 gauge Style 51400 E . . . . .   | 7         |
| 51405 E-16         | " " for No. 16 gauge Style 51400 E. .   | 7         |
| 51405 F-32         | " " for No. 32 gauge Styles 51400 F, 51400 L . . . . .  | 9         |
| 51405 K-26         | " " for No. 26 gauge Style 51400 K. .   | 7         |
|                    | " " Screw No. 22528   |           |
| 51408-6            | Looper, front, for No. 6 gauge Style  |           |
|                    | 51400 A . . . . .   | 13        |
| 51408-8            | " front, for No. 8 gauge Styles   |           |
|                    | 51400 A, 51400 E. . . . .   | 13        |
| 51408-10           | " front, for No. 10 gauge Styles  |           |
|                    | 51400 A, 51400 E. . . . .   | 13        |
| 51408-12           | " front, for No. 12 gauge Styles  |           |
|                    | 51400 A, 51400 E. . . . .   | 13        |
| 51408-16           | " front, for No. 16 gauge Styles  |           |
|                    | 51400 A, 51400 E, 51400 G . . . . .   | 13        |
| 51408-18           | " front, for No. 18 gauge Styles  |           |
|                    | 51400 A, 51400 G. . . . .   | 13        |
| 51408-24           | " front, for No. 24 gauge Styles  |           |
|                    | 51400 G, 51400 K. . . . .   | 13        |
| 51408-26           | " front, for No. 26 gauge Styles  |           |
|                    | 51400 J, 51400 K. . . . .   | 13        |
| 51408-32           | " front, for No. 32 gauge Styles  |           |
|                    | 51400 D, 51400 F, 51400 L . . . . .   | 13        |
| 51408-48           | " front, for No. 48 gauge Styles  |           |
|                    | 51400 B, 51400 C, 51400 D, 51400 M, 51400 N . . . . .   | 13        |
| 51408 A-16         | " front, for No. 16 gauge Style   |           |
|                    | 51400 H . . . . .   | 13        |
| 51409              | " for Styles 51200 A, 51200 G; also back looper for Styles 51400 A, 51400 E, 51400 G, 51400 J, 51400 K, and middle looper for Style                 |           |
|                    | 51900 A . . . . .   | 13        |
| 51409 B            | " back, for Styles 51400 B, 51400 C, 51400 D, 51400 F, 51400 L, 51400 M, 51400 N . . . . .  | 13        |
|                    | " Set Screw No. 73  |           |

**LIST OF PARTS**

| Symbol to Order by | The figures in the last column refer only to the plates illustrating the parts and are not to be used in ordering. Refer to pink insert for prices.                     | Plate No. |
|--------------------|---|-----------|
| 51413              | Looper Rocker, for Styles 51400 A, 51400 B, 51400 C, 51400 D, 51400 E, 51400 F, 51400 K, 51400 L, 51400 M, 51400 N . . . . .  | 40        |
| 51417-6            | Needle Bar, for No. 6 gauge Style 51400 A   | 36        |
| 51417-8            | " " for No. 8 gauge Styles 51400 A, 51400 E . . . . .   | 36        |
| 51417-10           | " " for No. 10 gauge Styles 51400 A, 51400 E. . . . .   | 36        |
| 51417-12           | " " for No. 12 gauge Styles 51400 A, 51400 E. . . . .   | 36        |
| 51417-16           | " " for No. 16 gauge Styles 51400 A, 51400 E. . . . .   | 36        |
| 51417-18           | " " for No. 18 gauge Style 51400 A  | 36        |
| 51417 B            | Needle Bar, for Styles 51400 B, 51400 C, 51400 D, 51400 F, 51400 J, 51400 K, 51400 L, 51400 M, 51400 N, 51500 D; also No. 24 gauge Style 51400 G. . . . .               | 36        |
| 51418-16           | Needle Bar Set Screw No. 88 A<br>Needle Holder, marked "D-16", for Styles 51400 A, 51400 E; also for No. 16 gauge Styles 51400 G, 51400 H, 51500 A. . . . .             | 22        |
| 51418 B-32         | Needle Holder, marked "D-32", for No. 32 gauge Styles 51400 D, 51400 F, 51400 L. . . . .  | 22        |
| 51418 B-48         | Needle Holder, marked "D-48", for No. 48 gauge Styles 51400 B, 51400 C, 51400 D, 51400 M, 51400 N. . . . .  | 22        |
| 51418 K-24         | Needle Holder, marked "L-24", for No. 24 gauge Style 51400 K . . . . .  | 22        |
| 51418 K-26         | Needle Holder, marked "L-26", for No. 26 gauge Style 51400 K . . . . .  | 22        |
| 51420-6            | Needle Holder Spot Screw No. 89<br>" " Set Screw No. 98<br>Presser Foot Assembly, for No. 6 gauge Style 51400 A; one each Nos. 51430 A-6, 91, 22799 B, 51430 B. . . . . | 10        |
| 51420-8            | Presser Foot Assembly, for No. 8 gauge; one each Nos. 51430 A-8, 91, 22799 B, 51430 B   | 10        |
| 51420-10           | Presser Foot Assembly, for No. 10 gauge; one each Nos. 51430 A-10, 91, 22799 B, 51430 B . . . . .   | 10        |
| 51420-12           | Presser Foot Assembly, for No. 12 gauge; one each Nos. 51430 A-12, 91, 22799 B, 51430 B . . . . .   | 10        |
| 51420-16           | Presser Foot Assembly, for No. 16 gauge; one each Nos. 51430 A-16, 91, 22799 B, 51430 B . . . . .   | 10        |



LIST OF PARTS

| Symbol to Order by | The figures in the last column refer only to the plates illustrating the parts and are not to be used in ordering. Refer to pink insert for prices.  | Plate No. |
|--------------------|--|-----------|
| 51420-18           | Presser Foot Assembly, for No. 18 gauge; one each Nos. 51430 A-18, 91, 22799 B, 51430 B . . . . .  | 10        |
| 51420 C-32         | Presser Foot Assembly, for No. 32 gauge Styles 51400 D, 51400 F; one each Nos. 51430 C-32, 77, 91, 22752 B, 51430. . . . .   | 10        |
| 51420 C-48         | Presser Foot Assembly, for No. 48 gauge Styles 51400 B, 51400 C, 51400 D, 51400 N; one each Nos. 51430 C-48, 77, 91, 22752 B, 51430. . . . .   | 10        |
| 51420 E-8          | Presser Foot Assembly, for No. 8 gauge Style 51400 E; one each Nos. 51430 E-8, 91, 22799 B, 22840 A, 51430 D, 51430 F. . . . .   | 11        |
| 51420 E-10         | Presser Foot Assembly, for No. 10 gauge; one each Nos. 51430 E-10, 91, 22799 B, 22840 A, 51430 D, 51430 F . . . . .  | 11        |
| 51420 E-12         | Presser Foot Assembly, for No. 12 gauge; one each Nos. 51430 E-12, 91, 22799 B, 22840 A, 51430 D, 51430 F . . . . .  | 11        |
| 51420 E-16         | Presser Foot Assembly, for No. 16 gauge; one each Nos. 51430 E-16, 91, 22799 B, 22840 A, 51430 D, 51430 F . . . . .  | 11        |
| 51420 K-26         | Presser Foot Assembly, for No. 26 gauge Style 51400 K; one each Nos. 51430 K-26, 22799 B, 51430 B. . . . .   | 10        |
| 51420 L-32         | Presser Foot, for No. 32 gauge Style 51400 L (set screw No. 88). . . . .   | 31        |
| 51420 M-48         | Presser Foot Assembly, for No. 48 gauge Style 51400 M; one each Nos. 51430 M-48, 97, 605 A, 16194, 51430 G, 51430 H, 51430 N-48; two each Nos. 88, 91 A; three No. 605 . . . . .   | 11        |
| 51422 B            | Crankshaft Assembly, for styles in Class 51400, Styles 51200 A, 51200 G, 51200 H, 51700 C, 51700 D, 51700 E, 51900 A; includes crankshaft No. 51422 A (bearing screw No. 75 A) . . . . .   | 49        |
| 51423              | Parallel Take-up, for Styles 51200 A, 51200 G, 51200 H, 51400 G, 51900 B, 51900 C . . . . .  | 38        |
| 51423 B            | Shielded Disc Take-up, for Styles 51200 B, 51200 C, 51200 J, 51400 A, 51400 B, 51400 C, 51400 D, 51400 E, 51400 F, 51400 H, 51400 J, 51400 K, 51400 L, 51400 M, 51400 N, 51900 A (spot screw No. 96, set screw No. 22580). . . . . | 38        |

LIST OF PARTS

| Symbol to Order by | The figures in the last column refer only to the plates illustrating the parts and are not to be used in ordering. Refer to pink insert for prices.                | Plate No. |
|--------------------|--|-----------|
| 51424-16           | Throat Plate, for No. 16 gauge Style 51400 A . . . . .   | 2         |
| 51424-18           | " " for No. 18 gauge. . . . .  | 2         |
| 51424 A-6          | " " for No. 6 gauge Style 51400 A . . . . .  | 3         |
| 51424 A-8          | " " for No. 8 gauge . . . . .  | 3         |
| 51424 A-10         | " " for No. 10 gauge. . . . .  | 3         |
| 51424 A-12         | " " for No. 12 gauge. . . . .  | 3         |
| 51424 B-32         | " " for No. 32 gauge Style 51400 D . . . . .   | 1         |
| 51424 B-48         | " " for No. 48 gauge Styles 51400 B, 51400 D. . . . .  | 1         |
| 51424 C-48         | " " for No. 48 gauge Styles 51400 C, 51400 M, 51400 N . . . . .  | 1         |
| 51424 E-8          | " " for No. 8 gauge Style 51400 E . . . . .  | 3         |
| 51424 E-10         | " " for No. 10 gauge. . . . .  | 3         |
| 51424 E-12         | " " for No. 12 gauge. . . . .  | 3         |
| 51424 E-16         | " " for No. 16 gauge. . . . .  | 3         |
| 51424 F-32         | " " for No. 32 gauge Styles 51400 F, 51400 L. . . . .  | 3         |
| 51424 K-26         | " " for No. 26 gauge Style 51400 K . . . . .   | 3         |
|                    | " " Screw No. 22570 . . . . .  | 3         |
| 51425              | Needle Guard, for Styles 51400 A, 51400 B, 51400 C, 51400 D, 51400 E, 51400 F, 51400 K, 51400 L, 51400 M, 51400 N (screw No. 22585 B, washer No. 39236 A). . . . . | 14        |
| 51428-8            | Throat Plate, with feed surface between needles, for No. 8 gauge double lap seam felling machines in Class 51400 (feed dog No. 51405-8). . . . .                   | 2         |
| 51428-10           | Throat Plate, for No. 10 gauge (feed dog No. 51405-8). . . . .   | 2         |
| 51428-12           | " " for No. 12 gauge (feed dog No. 51405-8). . . . .   | 2         |
|                    | " " Screw No. 22570 . . . . .  |           |
| 51430              | Presser Foot Shank, for Styles 51400 B, 51400 C, 51400 D, 51400 F, 51400 N, 51700 C, 51700 D. . . . .  | —         |
| 51430 A-6          | Presser Foot Bottom, for No. 6 gauge Style 51400 A. . . . .  | —         |
| 51430 A-8          | " " " for No. 8 gauge. . . . .   | —         |
| 51430 A-10         | " " " for No. 10 gauge . . . . .   | —         |
| 51430 A-12         | " " " for No. 12 gauge . . . . .   | —         |
| 51430 A-16         | " " " for No. 16 gauge . . . . .   | —         |
| 51430 A-18         | " " " for No. 18 gauge . . . . .   | —         |
| 51430 B            | " " Shank, for Styles 51400 A, 51400 K. . . . .  | —         |

LIST OF PARTS

| Symbol to Order by | The figures in the last column refer only to the plates illustrating the parts and are not to be used in ordering. Refer to pink insert for prices.                               | Plate No. |
|--------------------|---|-----------|
| 51430 C-32         | Presser Foot Bottom, for No. 32 gauge Styles 51400 D, 51400 F. . . . .  | —         |
| 51430 C-48         | Presser Foot Bottom, for No. 48 gauge Styles 51400 B, 51400 C, 51400 D, 51400 N. . . . .  | —         |
| 51430 D            | Presser Foot Shank, for Style 51400 E. . .  | —         |
| 51430 E-8          | " " Bottom, for No. 8 gauge Style 51400 E. . . . .  | —         |
| 51430 E-10         | " " Bottom, for No. 10 gauge. . .   | —         |
| 51430 E-12         | " " " for No. 12 gauge. . .   | —         |
| 51430 E-16         | " " " for No. 16 gauge. . .   | —         |
| 51430 F            | Presser Foot Regulating Screw Lock Nut, for Styles 51200 B, 51200 C, 51400 E. . .   | 19        |
| 51430 G            | Presser Foot Shank, for Style 51400 M. . .  | —         |
| 51430 H            | " " Yielding Section Spring Holder, for Style 51400 M. . .  | —         |
| 51430 K-26         | " " Bottom, for No. 26 gauge Style 51400 K. . . . .   | —         |
| 51430 M-48         | " " " for No. 48 gauge Style 51400 M. . . . .   | —         |
| 51430 N-48         | " " Yielding Section, for No. 48 gauge Style 51400 M. . . . .   | —         |
| 51443 G            | Looper Drive Eccentric Guard, for Style 51400 G (screw No. 94). . . . .   | 46        |
| 51457              | Cast-off Plate Support, for Styles 51400 A, 51400 B, 51400 C, 51400 D, 51400 E, 51400 F, 51400 H, 51400 J, 51400 K, 51400 L, 51400 M, 51400 N, 51900 A (screw No. 22528). . . . . | 38        |
| 51458              | Needle Lever Thread Eyelet, for styles in Classes 51400, 51500, 51700 (screw No. 22768). . . . .  | 23        |
| 51458 A            | Needle Bar Thread Eyelet, for styles in Classes 51400, 51500, 51700 (screw No. 22768). . . . .  | 23        |
| 51459 A            | Looper Thread Tension Post Thread Guide, for Styles 51400 A, 51400 B, 51400 C, 51400 D, 51400 E, 51400 F, 51400 H, 51400 J, 51400 K, 51400 L, 51400 M, 51400 N. . . . .           | 23        |
| 51460              | Parallel Take-up Thread Eyelet, front, for styles in Class 51700, Style 51400 G (screw No. 87 U). . . . .   | 23        |
| 51460 A            | Parallel Take-up Thread Eyelet, rear, (screw No. 87 U). . . . .   | 23        |
| 51461              | Parallel Take-up Flange, left, for styles in Class 51700, Styles 51200 A, 51200 G, 51200 H, 51400 G (screw No. 22794 B). . . . .  | 39        |

LIST OF PARTS

| Symbol<br>to<br>Order<br>by | The figures in the last column refer only<br>to the plates illustrating the parts and<br>are not to be used in ordering.<br>Refer to pink insert for prices.  | Plate<br>No. |
|-----------------------------|---|--------------|
| 51461 A                     | Parallel Take-up Flange, right (set screw<br>No. 89, spot screw No. 22764 A) . . . . .  | 39           |
| 51461 B                     | Parallel Take-up Block. . . . .   | 24           |
| 51461 C                     | " " Sleeve . . . . .  | 25           |
| 51462                       | " " Eyelet Stand (screw No.79) . . . . .  | 40           |
| 51462 A                     | " " " Stud. . . . .   | 18           |
| 51462 B                     | " " " Support (screw No.<br>22560 B). . . . .   | 24           |
| 51462 C                     | " " " Stand Pin . . . . .   | 34           |
| 51477                       | Fuller Frame, for Style 51400 G (screw No.<br>22788). . . . .   | —            |
| 51480                       | Throat Plate Support, for Styles 51200 A,<br>51200 B, 51300 B, 51400 A, 51400 B,<br>51400 C, 51400 D, 51400 E, 51400 F,<br>51400 K, 51400 L, 51400 M, 51400 N,<br>51500 A, 51500 C, 51500 G, 51700 C,<br>51700 D, 51900 A, 51900 B, 51900 C, using<br>throat plates 3 1/8 inches long (screw<br>No. 22839). . . . . | 46           |
| 51482 A                     | Looper Mechanism Guard, for Style 51400 G<br>(screw No. 25 S). . . . .  | 46           |
| 51482 B                     | Cloth Plate End Cover, for Style 51400 G. . . . .   | 54           |
| 51491                       | Looper Thread Guide Wire, for Styles<br>51400 A, 51400 B, 51400 C, 51400 D,<br>51400 E, 51400 F, 51400 H, 51400 J,<br>51400 K, 51400 L, 51400 M, 51400 N<br>(screw No. 87 U). . . . .   | 38           |
| 51491 A                     | Looper Thread Guard, for styles in Classes<br>51300, 51500, Styles 51200 B, 51200 C,<br>51200 J, 51400 A, 51400 B, 51400 C,<br>51400 D, 51400 E, 51400 F, 51400 H,<br>51400 J, 51400 K, 51400 L, 51400 M,<br>51400 N (screw No. 22848) . . . . .  | 44           |
| 51491 B-4                   | Thread Lead-in Guide, for Styles 51400 A,<br>51400 B, 51400 C, 51400 D, 51400 E,<br>51400 F, 51400 H, 51400 J, 51400 K,<br>51400 L, 51400 M, 51400 N (screw No. 94) . . . . .   | 48           |
| 51492                       | Tension Post, for Styles 51400 A, 51400 B,<br>51400 C, 51400 D, 51400 E, 51400 F,<br>51400 H, 51400 J, 51400 K, 51400 L,<br>51400 M, 51400 N. . . . .   | 24           |
| 51494                       | Main Oil Reservoir, for Styles 51200 B,<br>51200 C, 51200 J, 51300 A, 51300 B,<br>51300 C, 51400 A, 51400 B, 51400 C,<br>51400 D, 51400 E, 51400 F, 51400 H,<br>51400 J, 51400 K, 51400 L, 51400 M,<br>51400 N, 51500 A, 51500 C, 51500 G,<br>51900 A (screw No. 93). . . . .                                       | 52           |

LIST OF PARTS

| Symbol to Order by | The figures in the last column refer only to the plates illustrating the parts and are not to be used in ordering. Refer to pink insert for prices. | Plate No. |
|--------------------|---|-----------|
| 51505-18           | Feed Dog, for Nos. 16 and 18 gauge Style 51500 A. . . . .   | 7         |
| 51505 C-1          | " " for No. 1 gauge Style 51500 C. . . . .  | 8         |
| 51505 G-1          | " " for No. 1 gauge Style 51500 G. . . . .  | 8         |
|                    | " " Screw No. 22528   |           |
| 51508-16           | Looper, front, for No. 16 gauge Style 51500 A. . . . .  | 13        |
| 51508-18           | " front, for No. 18 gauge. . . . .  | 13        |
| 51508 C-1          | " front, for No. 1 gauge Style 51500 C. . . . .   | 13        |
| 51508 G-1          | " front, for No. 1 gauge Style 51500 G. . . . .   | 13        |
| 51509 C            | " back, for Styles 51500 C, 51500 G. . . . .  | 13        |
|                    | " Set Screw No. 73  |           |
| 51513              | " Rocker, for styles in Class 51500. . . . .  | 40        |
| 51517-16           | Needle Bar, for No. 16 gauge Styles 51400 G, 51400 H, 51500 A. . . . .  | 36        |
| 51517 A            | Needle Bar, for Nos. 18 and 24 gauge Style 51400 G; also No. 18 gauge Style 51500 A. . . . .  | 36        |
| 51517 G-1          | Needle Bar, for No. 1 gauge Style 51500 G. . . . .  | 36        |
|                    | Needle Bar Set Screw No. 88 A   |           |
| 51518 G-1          | Needle Holder, for No. 1 gauge Style 51500 G (clamp screw No. 89, needle set screw No. 88 B, needle clamp screw No. 22729). . . . .                 | 22        |
| 51520-16           | Presser Foot Assembly, for No. 16 gauge Style 51500 A; one each Nos. 51530-16, 22799 C, 35830, 51930. . . . .                                       | 10        |
| 51520-18           | Presser Foot Assembly, for No. 18 gauge Style 51500 A; one each Nos. 51530-18, 22799 C, 35830, 51930. . . . .                                       | 10        |
| 51520 C-1          | Presser Foot Assembly, for No. 1 gauge Styles 51500 C, 51500 G; one each Nos. 51530 C-1, 1740, 22799 C, 51530 D, 51530 E, 51530 F, 51530 G. . . . . | 11        |
| 51523 C            | Shielded Disc Take-up, for styles in Classes 51300, 51500 (spot screw No. 96, set screw No. 22580) . . . . .  | 38        |
| 51524-16           | Throat Plate, for No. 16 gauge Style 51500 A. . . . .   | 2         |
| 51524-18           | " " for No. 18 gauge . . . . .  | 2         |
| 51524 C-1          | " " for No. 1 gauge Style 51500 C. . . . .  | 3         |
| 51524 G-1          | " " for No. 1 gauge Style 51500 G. . . . .  | 3         |
|                    | " " Screw No. 22570   |           |
| 51525              | Needle Guard, for Styles 51400 G, 51400 J, 51500 A, 51500 D. . . . .  | 14        |
| 51525 C            | " " for Style 51500 C. . . . .  | 14        |
| 51525 G            | " " for Style 51500 G. . . . .  | 14        |
|                    | " " Screw No. 22585 B   |           |
|                    | " " Washer No. 39236 A  |           |
| 51530-16           | Presser Foot Bottom, for No. 16 gauge Style 51500 A. . . . .  | —         |

**LIST OF PARTS**

| Symbol to Order by | The figures in the last column refer only to the plates illustrating the parts and are not to be used in ordering. Refer to pink insert for prices. | Plate No. |
|--------------------|---|-----------|
| 51530-18           | Presser Foot Bottom, for No. 18 gauge. . .  | —         |
| 51530 A            | " " Shank, for Style 51300 C. . .   | —         |
| 51530 C-1          | " " Bottom, for Styles 51500 C, 51500 G . . . . .   | —         |
| 51530 D            | " " Shank, for Styles 51500 C, 51500 G . . . . .  | —         |
| 51530 E            | " " Yielding Section, for Styles 51500 C, 51500 G. . . . .  | —         |
| 51530 F            | " " Yielding Section Plunger, for Styles 51500 C, 51500 G . . .   | 12        |
| 51530 G            | " " Yielding Section Spring, for Styles 51500 C, 51500 G . . .  | 21        |
| 51701 C            | Cloth Plate, for Styles 51400 B, 51400 C, 51400 D, 51400 M, 51400 N; also Nos. 56 and 64 gauge Styles 51700 C, 51700 D (screw No. 80) . . . . .     | 54        |
| 51701 F            | Cloth Plate, for Style 51700 E (screw No. 80). . . . .  | 54        |
| 51705-56           | Feed Dog, for No. 56 gauge Style 51700 C  | 9         |
| 51705-64           | " " for No. 64 gauge . . . . .  | 9         |
| 51705-72           | " " for No. 72 gauge . . . . .  | 9         |
| 51705-80           | " " for No. 80 gauge . . . . .  | 9         |
| 51705-96           | " " for No. 96 gauge . . . . .  | 9         |
| 51705-112          | " " for No. 112 gauge. . . . .  | 9         |
| 51705 D-56         | " " for No. 56 gauge Style 51700 D  | 9         |
| 51705 D-64         | " " for No. 64 gauge . . . . .  | 9         |
| 51705 D-72         | " " for No. 72 gauge . . . . .  | 9         |
| 51705 D-80         | " " for No. 80 gauge . . . . .  | 9         |
| 51705 D-96         | " " for No. 96 gauge . . . . .  | 9         |
| 51705 D-112        | " " for No. 112 gauge. . . . .  | 9         |
| 51705 E-64         | " " for No. 64 gauge Style 51700 E  | 9         |
| 51705 E-72         | " " for No. 72 gauge . . . . .  | 9         |
| 51705 E-80         | " " for No. 80 gauge . . . . .  | 9         |
|                    | " " Screw No. 22528   |           |
| 51708              | Looper, right, for styles in Class 51700  | 13        |
| 51709              | " left, for styles in Class 51700. .  | 13        |
|                    | " Set Screw No. 73  |           |
| 51713              | " Rocker, for styles in Class 51700   | 40        |
| 51717              | Needle Bar, for styles in Classes 51700, 51400 (set screw No. 88 A) . . . . .   | 36        |
| 51720-56           | Presser Foot Assembly, for No. 56 gauge Style 51700 C; one each Nos. 51730-56, 77, 22752 B, 22799 D, 51430, 51730 A-56 and two No. 91 A . . . . .   | 10        |
| 51720-64           | Presser Foot Assembly, for No. 64 gauge; one each Nos. 51730-64, 77, 22752 B, 22799 D, 51430, 51730 A-64 and two No. 91 A . . . . .                 | 10        |

LIST OF PARTS

| Symbol to Order by | The figures in the last column refer only to the plates illustrating the parts and are not to be used in ordering. Refer to pink insert for prices. | Plate No. |
|--------------------|---|-----------|
| 51720-72           | Presser Foot Assembly, for No. 72 gauge; one each Nos. 51730-72, 77, 22752 B, 22799 D, 51430, 51730 A-72 and two No. 91 A. . . . .                  | 10        |
| 51720-80           | Presser Foot Assembly, for No. 80 gauge; one each Nos. 51730-80, 77, 22752 B, 22799 D, 51430, 51730 A-80 and two No. 91 A. . . . .                  | 10        |
| 51720-96           | Presser Foot Assembly, for No. 96 gauge; one each Nos. 51730-96, 77, 22752 B, 22799 D, 51430, 51730 A-96 and two No. 91 A. . . . .                  | 10        |
| 51720-112          | Presser Foot Assembly, for No. 112 gauge; one each Nos. 51730-112, 77, 22752 B, 22799 D, 51430, 51730 A-112 and two No. 91 A. . . . .               | 10        |
| 51720 D-56         | Presser Foot Assembly, for No. 56 gauge Style 51700 D; one each Nos. 51730 D-56, 77, 22752 B, 22799 D, 51430 . . . . .                              | 10        |
| 51720 D-64         | Presser Foot Assembly, for No. 64 gauge; one each Nos. 51730 D-64, 77, 22752 B, 22799 D, 51430. . . . .   | 10        |
| 51720 D-72         | Presser Foot Assembly, for No. 72 gauge; one each Nos. 51730 D-72, 77, 22752 B, 22799 D, 51430. . . . .   | 10        |
| 51720 D-80         | Presser Foot Assembly, for No. 80 gauge; one each Nos. 51730 D-80, 77, 22752 B, 22799 D, 51430. . . . .   | 10        |
| 51720 D-96         | Presser Foot Assembly, for No. 96 gauge; one each Nos. 51730 D-96, 77, 22752 B, 22799 D, 51430. . . . .   | 10        |
| 51720 D-112        | Presser Foot Assembly, for No. 112 gauge; one each Nos. 51730 D-112, 77, 22752 B, 22799 D, 51430. . . . .   | 10        |
| 51720 E-72         | Presser Foot Assembly, for No. 72 gauge Style 51700 E; one each Nos. 51730 E-72, 605, 8040, 51730 F-72, two No. 88 and three No. 605 A . . . . .    | 11        |
| 51720 E-80         | Presser Foot Assembly, for No. 80 gauge; one each Nos. 51730 E-80, 605, 8040, 51730 F-80, two No. 88 and three No. 605 A . . . . .                  | 11        |
| 51724-56           | Throat Plate, for No. 56 gauge Style 51700 C . . . . .  | 1         |
| 51724-64           | " " for No. 64 gauge. . . . .   | 1         |
| 51724-72           | " " for No. 72 gauge. . . . .   | 1         |
| 51724-80           | " " for No. 80 gauge. . . . .   | 1         |
| 51724-96           | " " for No. 96 gauge. . . . .   | 1         |

**LIST OF PARTS**

| Symbol<br>to<br>Order<br>by | The figures in the last column refer only<br>to the plates illustrating the parts and<br>are not to be used in ordering.<br>Refer to pink insert for prices. | plate<br>No. |
|-----------------------------|--|--------------|
| 51724-112                   | Throat Plate, for No. 112 gauge. . . . .   | 1            |
| 51724 D-56                  | " " for No. 56 gauge Style<br>51700 D. . . . .   | 1            |
| 51724 D-64                  | " " for No. 64 gauge . . . . .   | 1            |
| 51724 D-72                  | " " for No. 72 gauge . . . . .   | 1            |
| 51724 D-80                  | " " for No. 80 gauge . . . . .   | 1            |
| 51724 D-96                  | " " for No. 96 gauge . . . . .   | 1            |
| 51724 D-112                 | " " for No. 112 gauge. . . . .   | 1            |
| 51724 E-64                  | " " for No. 64 gauge Style<br>51700 E. . . . .   | 4            |
| 51724 E-72                  | " " for No. 72 gauge . . . . .   | 4            |
| 51724 E-80                  | " " for No. 80 gauge . . . . .   | 4            |
|                             | " " Screw No. 22570  |              |
| 51725                       | Needle Guard, for Nos. 56 to 96 gauge<br>Styles 51700 C, 51700 D, 51700 F . . . .  | 14           |
| 51725 A                     | Needle Guard, for Nos. 96 to 112 gauges. .   | 14           |
| 51725 E                     | " " for Style 51700 E. . . . .   | 14           |
|                             | " " Screw No. 22585 B  |              |
|                             | " " Washer No. 39236 A   |              |
| 51730-56                    | Presser Foot Bottom, for No. 56 gauge<br>Style 51700 C . . . . .   | —            |
| 51730-64                    | " " " for No. 64 gauge. . . . .  | —            |
| 51730-72                    | " " " for No. 72 gauge. . . . .  | —            |
| 51730-80                    | " " " for No. 80 gauge. . . . .  | —            |
| 51730-96                    | " " " for No. 96 gauge. . . . .  | —            |
| 51730-112                   | " " " for No. 112 gauge . . . . .  | —            |
| 51730 A-56                  | " " Flexible Toe, for No. 56<br>gauge Style 51700 C . . . . .  | 12           |
| 51730 A-64                  | " " Flexible Toe, for No. 64<br>gauge . . . . .  | 12           |
| 51730 A-72                  | " " Flexible Toe, for No. 72<br>gauge . . . . .  | 12           |
| 51730 A-80                  | " " Flexible Toe, for No. 80<br>gauge . . . . .  | 12           |
| 51730 A-96                  | " " Flexible Toe, for No. 96<br>gauge . . . . .  | 12           |
| 51730 A-112                 | " " Flexible Toe, for No. 112<br>gauge . . . . .   | 12           |
| 51730 D-56                  | " " Flexible Toe Screw No. 91 A<br>Bottom, for No. 56 gauge<br>Style 51700 D . . . . .   | —            |
| 51730 D-64                  | " " Bottom, for No. 64 gauge. . . . .  | —            |
| 51730 D-72                  | " " " for No. 72 gauge. . . . .  | —            |
| 51730 D-80                  | " " " for No. 80 gauge. . . . .  | —            |
| 51730 D-96                  | " " " for No. 96 gauge. . . . .  | —            |
| 51730 D-112                 | " " " for No. 112 gauge . . . . .  | —            |
| 51730 E-72                  | " " " for No. 72 gauge<br>Style 51700 E . . . . .  | —            |



LIST OF PARTS

| Symbol<br>to<br>Order<br>by | The figures in the last column refer only<br>to the plates illustrating the parts and<br>are not to be used in ordering.<br>Refer to pink insert for prices.   | Plate<br>No. |
|-----------------------------|--|--------------|
| 51730 E-80                  | Presser Foot Bottom, for No. 80 gauge. . . . .   | —            |
| 51730 F-72                  | " " Yielding Section, for No. 72<br>gauge Style 51700 E . . . . .  | —            |
| 51730 F-80                  | " " Yielding Section, for No. 80<br>gauge . . . . .  | —            |
| \$51741                     | Looper Connecting Rod Ball Joint Assembly,<br>left, for styles in Class 51700 (screw<br>No. 97 A). . . . .   | 28           |
| \$51741 B                   | Looper Connecting Rod Ball Joint Assembly,<br>right, for styles in Class 51700; also<br>puller connecting rod ball joint assem-<br>bly for Style 51400 G (screw No. 97 A)  | 28           |
| \$51743 B                   | Main Oil Reservoir, for Styles 51700 C,<br>51700 D, 51700 E (screw No. 93). . . . .  | 52           |
| \$51743 F                   | Main Oil Reservoir, for Style 51700 F<br>(screw No. 93) . . . . .  | 52           |
| 51743 G                     | Oil Line "L" Coupling, for inner right<br>main shaft bearing on Styles 51300 D,<br>51500 D, 51700 F, 51700 G, 54100 B,<br>54100 C. . . . .   | 37           |
| 51744                       | Looper Rocker Frame, for Nos. 112 and<br>narrower gauge styles in Class 51700 . . . . .  | 40           |
| 51744 A                     | Looper Rocker Frame, for No. 128 gauge . . . . .   | 40           |
|                             | " " " Spot Screw No. 96  |              |
|                             | " " " Set Screw No. 98   |              |
| 51745                       | " " Cone Stud. . . . .   | 28           |
| 51751                       | Presser Bar Guide, for Style 51400 G<br>(screw No. 22560 B). . . . .   | 28           |
| 51758                       | Frame Needle Thread Eyelet, intermediate<br>(attaching screw No. 22848, adapter<br>screw No. 22840, washer No. 20). . . . .  | 23           |
| 51758 A                     | Frame Needle Thread Guide, for styles in<br>Classes 51300, 51500, 51700; also<br>Styles 51400 A, 51400 B, 51400 C,<br>51400 D, 51400 E, 51400 F, 51400 H,<br>51400 J, 51400 K, 51400 L, 51400 M,<br>51400 N (screw No. 22730). . . . . | 24           |
| 51759                       | Frame Looper Thread Eyelet, for Style<br>51700 F (screw No. 93 A) . . . . .  | 23           |
| 51770-56                    | Looper Rocker Link, for No. 56 gauge<br>styles in Class 51700. . . . .   | 28           |
| 51770-64                    | " " Link, for No. 64 gauge . . . . .   | 28           |
| 51770-72                    | " " " for No. 72 gauge . . . . .   | 28           |
| 51770-80                    | " " " for No. 80 gauge . . . . .   | 28           |
| 51770-96                    | " " " for No. 96 gauge . . . . .   | 28           |
| 51770-112                   | " " " for No. 112 gauge. . . . .   | 28           |
|                             | " " " Screw No. 22757  |              |
| 51771                       | " " " Bushing. . . . .   | 20           |

LIST OF PARTS

| Symbol to Order by | The figures in the last column refer only to the plates illustrating the parts and are not to be used in ordering. Refer to pink insert for prices. | Plate No. |
|--------------------|---|-----------|
| 51772-56           | Looper Rocker Spacing Plate, for Nos. 56 and 96 gauge styles in Class 51700. . . . .  | 40        |
| 51772-64           | Looper Rocker Spacing Plate, for Nos. 64 and 104 gauge . . . . .  | 40        |
| 51772-72           | Looper Rocker Spacing Plate, for Nos. 72 and 112 gauge . . . . .  | 40        |
| 51772-80           | Looper Rocker Spacing Plate, for No. 80 gauge   | 40        |
| 51773              | Looper Rocker Frame Spacing Collar, for styles in Class 51700 . . . . .   | 20        |
| 51774-64           | Differential Feed Roll, upper, for No. 64 gauge Style 51700 E . . . . .   | 30        |
| 51774-72           | Differential Feed Roll, upper, for No. 72 gauge . . . . .   | 30        |
| 51774-80           | Differential Feed Roll, upper, for No. 80 gauge . . . . .   | 30        |
|                    | " " " Screw No. 22743   |           |
| 51774 D            | " " " Shaft, for Style 51700 E . . . . .  | 25        |
| 51774 H            | " " " Link. . . . .   | 27        |
| 51774 L            | " " " Yoke (screw No. 88)   | 30        |
| 51774 N            | Differential Feed Roll Yoke Support (attaching screw No. 22581, stop screw No. 22797)   | 30        |
| 51774 P            | Differential Feed Roll Yoke Support Bracket (attaching screw No. 93). . . . .   | 30        |
| 51774 T            | Differential Feed Roll Yoke Spring (attaching screw No. 605 A). . . . .   | 22        |
| 51775              | Differential Feed Intermediate Gear, for Style 51700 E . . . . .  | 27        |
| 51775 A            | Differential Feed Intermediate Gear Guard (screw No. 604) . . . . .   | 30        |
| 51776              | Differential Feed Roll, lower (screw No. 22565 C). . . . .  | 30        |
| 51777-72           | Stripper Blade, for Nos. 64 and 72 gauge Style 51700 E (screw No. 22726 A) . . . . .  | 30        |
| 51777-80           | Stripper Blade, for No. 80 gauge (screw No. 22726 A). . . . .   | 30        |
| 51777 D            | Lower Roll Shaft and Driving Pinion, for Style 51700 E . . . . .  | 25        |
| 51777 H            | Lower Roll Link . . . . .   | 27        |
| 51777 L            | Lower Roll Bracket (attaching screw No. 87)   | 30        |
| 51785              | Spring, .024 inch diameter wire, for guide leading strip to feed dog on Style 51700 E (screw No. 22504, washer No. 8372 A). . . . .                 | 21        |
| 51905-5            | Feed Dog, for No. 5 gauge Style 51900 A . . . . .   | 7         |
| 51905-7            | " " for No. 7 gauge Style 51900 B . . . . .   | 7         |

**LIST OF PARTS**

| Symbol to Order by | The figures in the last column refer only to the plates illustrating the parts and are not to be used in ordering. Refer to pink insert for prices.        | Plate No. |
|--------------------|--|-----------|
| 51905 A-7          | Feed Dog, for Nos. 6 and 7 gauge Style 51900 A . . . . .   | 8         |
| 51905 B-9          | " " for Nos. 8 and 9 gauge Style 51900 B . . . . .   | 7         |
| 51905 C-9          | " " for No. 9 gauge Style 51900 C . . . . .<br>" " Screw No. 22528   | 9         |
| 51908-5            | Looper, front, for No. 5 gauge Style 51900 A   | 13        |
| 51908-6            | " front, for No. 6 gauge . . . . .   | 13        |
| 51908-7            | " front, for No. 7 gauge . . . . .   | 13        |
| 51908 A-7          | " front, for No. 7 gauge Style 51900 B   | 13        |
| 51908 A-8          | " front, for No. 8 gauge . . . . .   | 13        |
| 51908 A-9          | " front, for No. 9 gauge Styles 51900 B, 51900 C . . . . .   | 13        |
| 51909-5            | " back, for No. 5 gauge Style 51900 A  | 13        |
| 51909-6            | " back, for No. 6 gauge. . . . .   | 13        |
| 51909-7            | " back, for No. 7 gauge. . . . .   | 13        |
| 51909 A-7          | " back, for No. 7 gauge Style 51900 B  | 13        |
| 51909 A-8          | " back, for No. 8 gauge. . . . .   | 13        |
| 51909 A-9          | " back, for No. 9 gauge Styles 51900 B, 51900 C . . . . .  | 13        |
| 51909 B            | Looper, for Style 51200 B; also back looper for Styles 51500 A, 51500 C and middle looper for Styles 51900 B, 51900 C . . . . .<br>Looper Set Screw No. 73 | 13        |
| 51913              | Looper Rocker, for styles in Class 51900 . . . . .   | 40        |
| 51917-5            | Needle Bar, for No. 5 gauge Style 51900 A and No. 7 gauge Style 51900 B . . . . .  | 36        |
| 51917-9            | Needle Bar, for No. 9 gauge Styles 51900 B, 51900 C . . . . .  | 36        |
| 51918-5            | Needle Bar Set Screw No. 88 A<br>Needle Holder, marked "E-5", for No. 5 gauge Style 51900 A . . . . .  | 22        |
| 51918-6            | Needle Holder, marked "E-6", for No. 6 gauge   | 22        |
| 51918-7            | " " marked "E-7", for No. 7 gauge Styles 51900 A, 51900 B . . . . .<br>" " Spot Screw No. 89<br>" Set Screw, outer, No. 98<br>" " " middle, No. 22752 A    | 22        |
| 51920-5            | Presser Foot Assembly, for No. 5 gauge Style 51900 A; one each Nos. 51930 B-5, 91, 12935 A, 22799 E, 51930, 51930 A . . . . .                              | 10        |
| 51920-6            | Presser Foot Assembly, for No. 6 gauge; one each Nos. 51930 B-6, 91, 12935 A, 22799 E, 51930, 51930 A . . . . .  | 10        |
| 51920-7            | Presser Foot Assembly, for No. 7 gauge Styles 51900 A, 51900 B; one each Nos. 51930 B-7, 91, 12935 A, 22799 E, 51930, 51930 A . . . . .                    | 10        |

LIST OF PARTS

| Symbol<br>to<br>Order<br>by | The figures in the last column refer only<br>to the plates illustrating the parts and<br>are not to be used in ordering.<br>Refer to pink insert for prices. | Plate<br>No. |
|-----------------------------|--|--------------|
| 51924-5                     | Throat Plate, for No. 5 gauge Style 51900 A  | 2            |
| 51924-7                     | " " for No. 7 gauge Style 51900 B  | 2            |
| 51924 A-6                   | " " for No. 6 gauge Style 51900 A  | 2            |
| 51924 A-7                   | " " for No. 7 gauge Style 51900 A  | 2            |
| 51924 B-8                   | " " for No. 8 gauge Style 51900 B  | 2            |
| 51924 B-9                   | " " for No. 9 gauge . . . . .  | 2            |
| 51924 C-9                   | " " for No. 9 gauge Style 51900 C  | 4            |
|                             | " " Screw No. 22570  |              |
| 51925                       | Needle Guard, for styles in Class 51900<br>(screw No. 22585 B, washer No. 39236 A) . .   | 14           |
| 51930                       | Presser Foot Tilting Spring, for Styles<br>51500 A, 51900 B . . . . .  | 21           |
| 51930 A                     | " " Shank, for Style 51900 A . . . . .   | —            |
| 51930 B-5                   | " " Bottom, for No. 5 gauge Style<br>51900 A. . . . .  | —            |
| 51930 B-6                   | " " Bottom, for No. 6 gauge. . . . .   | —            |
| 51930 B-7                   | " " Bottom, for No. 7 gauge Styles<br>51900 A, 51900 B . . . . .   | —            |
| 51957                       | " Bar, for Style 51900 C. . . . .  | 34           |
| 51958                       | Needle Lever Thread Eyelet, for styles in<br>Class 51900 (screw No. 22768) . . . . .   | 23           |
| 51958 A                     | Needle Bar Thread Eyelet, for styles in Class<br>51900 (screw No. 22768) . . . . .   | 23           |
| 51958 B                     | Frame Needle Thread Eyelet, for Style<br>51900 A . . . . .   | 23           |
| 51959                       | Looper Thread Nipper Support, for Styles<br>51200 A, 51200 G, 51200 H, 51400 G,<br>51900 B, 51900 C (screw No. 93 A) . . . . .                               | 24           |
| 51959 B                     | Looper Thread Nipper Disc, for styles in<br>Classes 51200, 51300, 51400, 51500, 51900  | 24           |
| 51959 C                     | Looper Thread Nipper Spring, for styles in<br>Classes 51200, 51500, Styles 51400 G,<br>51900 B, 51900 C. . . . .   | 21           |
| 51959 D                     | Looper Thread Nipper Nut, for styles in<br>Classes 51200, 51400, 51500, 51900. . . . .   | 19           |
| 51959 E                     | Looper Thread Nipper Stud Spacing Collar, for<br>styles in Classes 51300, 51500, Styles<br>51200 A, 51200 G, 51200 H, 51400 G. . . . .                       | 24           |
| 51959 G                     | Looper Thread Oil Reservoir Cover Thread<br>Eyelet, for Style 51900 A (screw No. 87 U)   | 23           |
| 51959 H                     | Looper Thread Tension Spring, for Style<br>51900 A . . . . .   | 21           |
| 51960                       | Parallel Take-up Thread Eyelet, front, for<br>Styles 51900 B, 51900 C (screw No. 87 U). .  | 23           |
| 51960 A                     | Parallel Take-up Thread Eyelet, rear, for<br>Styles 51900 B, 51900 C (screw No. 87 U). .   | 23           |
| K52033                      | Presser Foot, for No. 24 gauge Style 51400 K<br>(clamp screw No. 91). . . . .  | —            |

LIST OF PARTS

| Symbol<br>to<br>Order<br>by | The figures in the last column refer only<br>to the plates illustrating the parts and<br>are not to be used in ordering.<br>Refer to pink insert for prices.   | Plate<br>No. |
|-----------------------------|--|--------------|
| K52034                      | Throat Plate, for No. 24 gauge Style 51400 K<br>(screw No. 22570) . . . . .  | —            |
| K52499                      | Table Board, 48" x 16" x 1 3/4", prepared<br>completely for nonsubmerged group installa-<br>tions of styles in Classes 51200, 51300,<br>51400, 51500, 51700, 51900, 54100 without<br>puller. . . . .   | —            |
| K52524                      | Presser Foot, for No. 64 gauge Style 51700 E<br>(set screw No. 88). . . . .  | —            |
| 52743 A                     | Looper Drive Ball Stud, for styles in Class<br>54100 . . . . .   | —            |
| 52795                       | Main Shaft Oil Gauge Assembly, for styles in<br>Classes 51200, 51300, 51400, 51500, 51700,<br>51900, 54100; one each Nos. 52895 G,<br>660-92, 660-93, 660-94, 660-95, 51280 K . . .  | 37           |
| 52804 A                     | Cast-off Plate, for Styles 51200 B, 51200 C,<br>51200 J, 51300 A, 51300 B, 51300 C,<br>51400 A, 51400 B, 51400 C, 51400 D,<br>51400 E, 51400 F, 51400 H, 51400 J,<br>51400 K, 51400 L, 51400 M, 51400 N,<br>51500 A, 51500 C, 51500 G, 51900 A (screw<br>No. 28) . . . . . | 38           |
| 52818-8                     | Needle Holder, for Style 51500 C (thread<br>guide No. 52842 G, thread guide screw No.<br>28 B, needle holder set screw No. 88, nee-<br>dle set screw No. 88 B) . . . . .   | 22           |
| 52834 N                     | Looper Drive Ball Joint Locking Stud Nut, for<br>styles in Classes 51300, 51400, 51500,<br>51700, Styles 51200 B, 51200 C, 51200 J,<br>51900 A . . . . .   | 19           |
| 52841                       | Looper Drive Ball Joint Locking Stud, for<br>styles in Classes 51300, 51400, 51500,<br>51700, Styles 51200 B, 51200 C, 51200 J,<br>51900 A (washer No. 8372 A, nut No. 52834 N)  | 25           |
| 52842 G                     | Needle Holder Needle Thread Guide, for Style<br>51500 C (screw No. 28 B). . . . .  | 24           |
| 52857                       | Cast-off Wire Support, for Styles 51200 B,<br>51200 C, 51200 J, 51300 A, 51300 B,<br>51300 C, 51300 D (screw No. 22528). . . . .   | 38           |
| 52857 A                     | Cast-off Wire Support, for styles in Class<br>51500 . . . . .  | 38           |
| 52882 B                     | Crank Chamber Cover, rear (screw No. 90). . .  | 44           |

LIST OF PARTS

| Symbol<br>to<br>Order<br>by | The figures in the last column refer only<br>to the plates illustrating the parts and<br>are not to be used in ordering.<br>Refer to pink insert for prices.  | Plate<br>No. |
|-----------------------------|---|--------------|
| 52882 D                     | Crank Chamber Oil Reservoir Cover Assembly,<br>for styles in Classes 51300, 51700, 54100,<br>Styles 51200 B, 51200 C, 51200 J, 51400 A,<br>51400 B, 51400 C, 51400 D, 51400 E,<br>51400 F, 51400 H, 51400 J, 51400 K,<br>51400 L, 51400 M, 51400 N, 51900 A; one<br>each Nos. 666-50, 35788 B (screw No. 605) | 37           |
| 52882 E                     | Crank Chamber Oil Reservoir Gasket. . . . .   | 46           |
| 52883 G                     | Presser Bar Lifter Bracket and Guide, for<br>machines equipped with external presser<br>spring (screw No. 89) . . . . .   | 34           |
| 52885 G                     | End Cover Hinge, front, including pin, for<br>Style 51400 G (screw No. 22848) . . . . .   | 27           |
| 52885 H                     | End Cover Hinge, rear, including pin (screw<br>No. 22848). . . . .  | 27           |
| 52887                       | End Cover Hinge Pin No. 39132 V<br>Presser Spring, for machines equipped with<br>external presser spring (locating screw<br>No. 35768 A). . . . .   | 44           |
| 52887 G                     | Presser Spring Rest, for machines equipped<br>with external presser spring. . . . .   | 27           |
| 52888                       | Presser Bar, for machines equipped with ex-<br>ternal presser spring . . . . .  | 35           |
| 52889                       | Presser Bar Bushing, upper, for machines<br>equipped with external presser spring . . . . .   | 26           |
| 52894 G                     | Oil Reservoir Cover, for styles in Classes<br>51300, 51500, 51700, Styles 51200 B,<br>51200 C, 51200 J, 51400 A, 51400 B, 51400 C<br>51400 D, 51400 E, 51400 F, 51400 H, 51400 J<br>51400 K, 51400 L, 51400 M, 51400 N, 51900 A<br>(attaching screw No. 87 A). . . . .  | 46           |
| 52894 J                     | Oil Tube Brace, for styles in Classes<br>51300, 51500, Styles 51400 A, 51400 B,<br>51400 C, 51400 D, 51400 E, 51400 F,<br>51400 H, 51400 J, 51400 K, 51400 L,<br>51400 M, 51400 N, 51900 A (screw No. 22585,<br>nut No. 41071 G). . . . .   | 37           |
| 52894 Y                     | Oil Line "T" Coupling, for inner right main<br>shaft bearing on styles in Classes 51300,<br>51400, 51500, Styles 51200 B, 51200 C,<br>51200 J, 51700 C, 51700 D, 51700 E,<br>51700 G, 51700 H, 51900 A, 54100 D,<br>54100 E . . . . .   | 37           |
| 52894 Z                     | Oil Tube, leading from oil gauge to right<br>main bearing "T" Coupling (coupling No.<br>61294 X). . . . .   | 29           |
| 52895 G                     | Main Shaft Oil Gauge Frame. . . . .   | —            |

LIST OF PARTS

| Symbol to Order by | The figures in the last column refer only to the plates illustrating the parts and are not to be used in ordering. Refer to pink insert for prices.   | Plate No. |
|--------------------|---|-----------|
| 52944 G            | Looper Rocker Frame Sleeve, for Style 51400 G (screw No. 88 B)  | 40        |
| K53133             | Folder, upper, for attaching cuffs to pajamas on Style 51700 H, using strip 2 5/8 inches wide, 3/64 inch capacity. . . . .  | —         |
| K53135             | Folder, upper, for attaching cuffs to pajamas on Style 51700 G using strip 2 5/8 inches wide, 1/32 inch capacity . . . . .  | —         |
| 53517 C-16         | Folder Screw No. 93 A<br>Needle Bar, marked "AZ-16", for No. 1 gauge Style 51500 C (set screw No. 88 A) . . . . .   | 36        |
| 53570              | Needle Thread Take-up, for Style 51400 G (screw No. 90). . . . .  | 38        |
| 53592              | Tension Post Support, for Classes 51500, 54100, Styles 51400 A, 51400 B, 51400 C, 51400 D, 51400 E, 51400 F, 51400 H, 51400 J, 51400 K, 51400 L, 51400 M, 51400 N. . . . .                                      | 34        |
| K53664             | Pulley, working diameter 3 3/8 inches, grooved for "V" belt, for Styles 51300 A, 51300 D, 51500 A, 51500 D, 51900 B, 51900 C (spot screw No. 22597, set screw No. 22597 A). . . . .                             | —         |
| K53665             | Pulley, working diameter 2 1/2 inches, grooved for "V" belt, for styles in Classes 51200, 51400, 51700, 54100, Styles 51300 C, 51500 C, 51500 G, 51900 A (spot screw No. 22597, set screw No. 22597 A). . . . . | —         |
| 54101              | Cloth Plate, for styles in Class 54100 (screw No. 80). . . . .  | 54        |
| 54105 C(12-64-12)  | Feed Dog, for No. (12-64-12) gauge Styles 54100 B, 54100 C, 54100 D, 54100 E . . . . .  | 8         |
| 54105 C(16-64-16)  | Feed Dog, for No. (16-64-16) gauge  | 8         |
| 54108 A            | Feed Dog Screw No. T22. . . . .   | 8         |
| 54108 A            | Looper, marked "BC", for styles in Class 54100 (set screw No. 77). . . . .  | 12        |
| 54122              | Main Shaft, left section, for styles in Class 54100 . . . . .   | 49        |


LIST OF PARTS

| Symbol<br>to<br>Order<br>by | The figures in the last column refer only<br>to the plates illustrating the parts and<br>are not to be used in ordering.<br>Refer to pink insert for prices. | Plate<br>No. |
|-----------------------------|--|--------------|
| ‡54122 B                    | Crankshaft Assembly, for styles in<br>Class 54100; includes crankshaft<br>No. 54122 A (bearing screw No.<br>75 A) . . . . .                                  | 49           |
| 54124 C(12-64-12)           | Throat Plate, for No. (12-64-12)<br>gauge styles in Class 54100 . . . .  | 4            |
| 54124 C(16-64-16)           | Throat Plate, for No. (16-64-16)<br>gauge . . . . .  | 4            |
| 54134                       | Throat Plate Screw No. 87 B<br>Feed Bar, for styles in Class 54100<br>(screw No. 22560 B) . . . . .  | 43           |
| 54134 G                     | Feed Bar Tilting Extension (screw<br>No. 22560 B) . . . . .  | 43           |
| 54134 N                     | " " Rock Shaft . . . . .   | 25           |
| 54135                       | " Dog Screw Nut, for styles in<br>Class 54100. . . . .   | 19           |
| 54139                       | " Dog Holder, for styles in<br>Class 54100 (screw No. 94) . . . .  | 27           |
| 54142                       | Looper Rock Shaft Bushing, for<br>styles in Class 54100 . . . . .  | 26           |
| 54143 D                     | Main Oil Reservoir Cover, for<br>styles in Class 54100 (screw No.<br>87 A) . . . . .   | 46           |
| 54144                       | Looper Holder Frame, for styles in<br>Class 54100 . . . . .  | 40           |
| 54145                       | Looper Driving Arm, for styles in<br>Class 54100 . . . . .   | 43           |
| 54158                       | Needle Lever Thread Eyelet, for<br>styles in Class 54100 (screw<br>No. 22768). . . . .   | 23           |
| 54158 A                     | Needle Bar Thread Eyelet, for s<br>styles in Class 54100 (screw No.<br>22768). . . . .   | 23           |
| 54180                       | Throat Plate Support, for styles in<br>Class 54100 (screw No. 80). . . . .   | 46           |
| 54185-12                    | Looper Holder and Needle Guard, for<br>No. (12-64-12) gauge styles in<br>Class 54100 (attaching screw No.<br>22747, looper set screw No. 77)                 | 27           |
| 54185-16                    | Looper Holder and Needle Guard, for<br>No. (16-64-16) gauge (attaching<br>screw No. 22747, looper set<br>screw No. 77) . . . . .                             | 27           |
| ‡54196 A                    | Main Oil Reservoir, for styles in<br>Class 54100 (screw No. 93). . . .   | 52           |
| K54381                      | Cast-off Plate, for Styles<br>51300 D, 51500 D (screw No. 28)  | —            |



LIST OF PARTS

| Symbol<br>to<br>Order<br>by | The figures in the last column refer only<br>to the plates illustrating the parts and<br>are not to be used in ordering.<br>Refer to pink insert for prices.   | Plate<br>No. |
|-----------------------------|--|--------------|
| K54441                      | Looper Thread Tension Post Thread Guide, for<br>Style 51900 A . . . . .  | —            |
| K54442                      | Tension Post Support, for Style 51900 A . . .  | —            |
| K54450                      | Thread Lead-in Guide, for Style 51900 A<br>(screw No. 94). . . . .   | —            |
| K54528                      | Tray, hinged body and front section, for non-<br>submerged isolated installations of Style<br>51400 G without base plate No. 21680 AK . .  | —            |
| K54550                      | Looper Thread Guard, for Styles 51300 D,<br>51500 D, 51900 A (screw No. 22848). . . . .  | —            |
| K54654                      | Cloth Plate Cover, 7 13/32 inches long, for<br>Style 51200 H . . . . .   | —            |
| K54758                      | Table Top, 48" x 16" x 1 3/4", prepared com-<br>pletely for semisubmerged isolated group<br>installation with "Electro Drive" of styles<br>in Classes 51200, 51300, 51400, 51500,<br>51700, 51900, 54100 without puller. . . . . | —            |
| K55001                      | Looper, front, for No. 18 gauge Style 51400 H<br>(set screw No. 73). . . . .   | —            |
| K55110                      | Needle Thread Lubricator Oil Reservoir<br>Bracket, for Styles 51300 D, 51500 D<br>(screw No. 22581) . . . . .  | —            |
| K55310                      | Folder Swinging Arm Block, 1/4 inch thick,<br>for Styles 51700 G, 51700 H . . . . .  | —            |
| K55313                      | Tray, hinged body and front section, for non-<br>submerged isolated installations of Style<br>51400 G on base plate No. 21680 AK. . . . .  | —            |
| K55601                      | Cloth Plate, for Styles 51700 G, 51700 H<br>(screw No. 80). . . . .  | —            |
| K55603                      | Cloth Plate, for Style 51700 F (screw No. 80)  | —            |
| 61294 W                     | Oil Tube Coupling, for oil gauge tube and<br>middle main bearing oil tube on styles in<br>Classes 51300, 51400, 51500, 51700, 54100,<br>Styles 51200 B, 51200 C, 51200 J, 51900 A  | 29           |
| 61294 X                     | Oil Tube Coupling, for main oil reservoir on<br>styles in Classes 51300, 51400, 51500,<br>51700, 54100, Styles 51200 B, 51200 C,<br>51200 J, 51900 A. . . . .  | 29           |
| 92201                       | Regulating Screw, for presser roller hand<br>lifter lever on Style 51400 G (nut No.<br>12982). . . . .   | 17           |



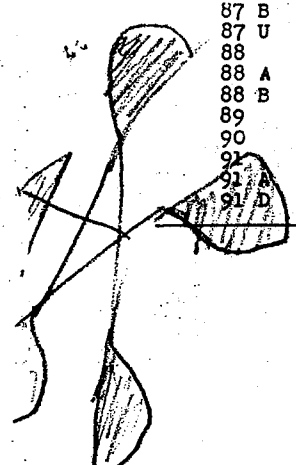
"Electro Drive"

Table Top, drawer, stand, and treadle are shown only  
for clarity, and are furnished separately.

PRICE LIST FOR CATALOG NO. 77 L  
PARTS  
(Effective March 1, 1938)

Postage and insurance will be charged on all goods sent by mail.  
Prices are subject to change without notice. TERMS, NET CASH.

| Part No. | Price Per Part | Part No. | Price Per Part | Part No. | Price Per Part |
|----------|----------------|----------|----------------|----------|----------------|
| T2       | \$0.19         | 93       | \$0.07         | 431 A    | \$0.26         |
| WA15     | 15.45          | 93 A     | .07            | 432      | .06            |
| 16       | .42            | 94       | .07            | 433      | .16            |
| 18       | .16            | 95       | .05            | 434      | .16            |
| OI-19    | 1.35           | 96       | .05            | 482      | .32            |
| 20       | .03            | 96 A     | .05            | Y500-257 | 9.50           |
| 22 I     | 1.90           | 97       | .07            | Y502-319 | 11.00          |
| T22      | .07            | 97 A     | .07            | Y503-319 | 9.50           |
| 24       | .37            | 98       | .05            | Y505-407 | 12.00          |
| 24 X     | .32            | 98 A     | .07            | Y506-530 | 15.00          |
| 25       | .28            | 100 B    | .13            | 531      | .06            |
| 25 B     | .06            | 107      | .08            | 538      | .07            |
| 25 C     | .09            | 108      | .05            | 539      | .19            |
| 25 S     | .12            | 109      | .07            | 604      | .06            |
| 25 T     | .19            | 109 B    | .07            | 605      | .06            |
| 25 CC    | .07            | 110-3    | .06            | 605 A    | .06            |
| 28       | .06            | 112      | 1.45           | 627      | .16            |
| 28 B     | .05            | 116      | .16            | 650-28   | .04            |
| 28 C     | .05            | 116 A    | .08            | 650-40   | .05            |
| 36 G     | .19            | 118 B    | .21            | 650 A-16 | .04            |
| J42 JK   | .19            | V118     | 1.65           | 650 A-18 | .04            |
| 43       | .65            | 134      | .17            | 650 A-20 | .04            |
| 43 C     | .75            | 136      | .08            | 650 B-26 | .05            |
| 50 J-16  | .07            | 137      | .19            | 650 X-18 | .03            |
| 50 J-26  | .07            | 138      | .06            | 650 X-22 | .03            |
| 52 A     | .19            | 158 A    | .26            | 650 X-32 | .03            |
| 54       | 1.05           | 158 B    | .23            | 651 D-24 | .04            |
| TA54     | 5.25           | 161      | .21            | 652-16   | .01            |
| TA55     | 65.00          | 166      | .12            | 652-20   | .01            |
| 56       | .32            | 187 A    | .06            | 652-24   | .01            |
| 57 WB    | .07            | 187 B    | .11            | 652 C-9  | .03            |
| 57 WC    | .03            | 188 D    | .19            | 660-73   | 3.40           |
| 57 WD    | .05            | 195 X    | 2.35           | 660-74   | .11            |
| HA61 D   | .05            | 195 Y-6  | 2.65           | 660-75   | .11            |
| 64 A     | .37            | 197 X    | 2.10           | 660-81   | .21            |
| 64 B     | .16            | 197 Y    | 2.10           | 660-84   | .12            |
| 65 A     | 2.40           | 198 B-6  | 4.20           | 660-85   | .07            |
| 65 XD    | .37            | 198 X    | 2.90           | 660-90   | .02            |
| 69 S     | .10            | 198 XA   | 1.85           | 660-92   | .02            |
| 69 FD    | .03            | 199      | .16            | 660-93   | .02            |
| 73       | .09            | 199 A    | .23            | 660-94   | .16            |
| 73 A     | .06            | 201 A    | .85            | 660-95   | .16            |
| 75 A     | .06            | 201 C    | .19            | 660-104  | .47            |
| 77       | .07            | 226      | .06            | 660-107  | .19            |
| 78       | .05            | 243      | .19            | 660-112  | .11            |
| 79       | .07            | 258 A    | .21            | 660-136  | .95            |
| 80       | .08            | 269      | .16            | 660-138  | .95            |
| 81       | .05            | 357      | .07            | 660-143  | .05            |
| 86       | .09            | 380      | .06            | 660-148  | .21            |
| 86 X     | .12            | 402      | .11            | 660-152  | .47            |
| 87       | .07            | 413      | .19            | 660-159  | .65            |
| 87 A     | .07            | 420      | .37            | 666-13   | .11            |
| 87 B     | .07            | 420 C    | .60            | 666-16   | .11            |
| 87 U     | .05            | 421      | .21            | 666-19   | .02            |
| 88       | .05            | 421 C-10 | .13            | 666-28   | .16            |
| 88 A     | .07            | 422      | .32            | 666-49   | .10            |
| 88 B     | .05            | 423      | .21            | 666-50   | .13            |
| 89       | .06            | 424      | .03            | 666-66   | .05            |
| 90       | .07            | 426      | .13            | 666-73   | .42            |
| 91       | .07            | 430 A    | .42            | 666-74   | .47            |
| 91 A     | .06            | 430 B    | .42            | 667 D-16 | .12            |
| 91 D     | .07            | 430 C    | .42            | 668-5    | .04            |



Copyright, 1938, by  
UNION SPECIAL MACHINE COMPANY  
Chicago, U.S.A.  
Rights Reserved In All Countries Printed in U.S.A.

PRICE LIST FOR CATALOG NO. 77 L  
PARTS  
(Effective March 1, 1938)

| Part No.      | Price Per Part | Part No.            | Price Per Part | Part No.            | Price Per Part |
|---------------|----------------|---------------------|----------------|---------------------|----------------|
| 668-6         | \$0.04         | 8040                | \$0.13         | 21113 B             | \$0.26         |
| 668-7         | .05            | 8118-64             | 2.20           | 21130 A-2           | .80            |
| 668-12        | .02            | 8372 A              | .11            | 21130 A-4           | 1.35           |
| 668-13        | .02            | 9224 E              | 1.45           | 21130 A-6           | 1.80           |
| 719           | .05            | 9255                | .11            | 21145               | .11            |
| 751           | .16            | 9271                | .45            | 21157               | .55            |
| 753           | .32            | 9634                | .15            | 21161 C             | 1.80           |
| Y802          | 2.75           | 9634 A              | .21            | 21161 D             | .26            |
| 1096 B        | .05            | 9705                | 2.30           | 21163               | .21            |
| 1248          | .02            | 9720                | 11.55          | 21164               | 1.15           |
| 1280          | .16            | 9724                | 3.15           | 21169 E             | 1.70           |
| 1286          | .42            | 9733                | 2.90           | 21169 F             | 1.70           |
| 1286 A        | .32            | 9735                | 1.25           | 21172 E             | 1.25           |
| 1286 B        | .07            | 9939 F              | 1.15           | 21172 F             | 1.70           |
| HA1286        | .48            | 11534               | .16            | 21172 J             | 2.35           |
| 1287          | .65            | 11635 B             | .32            | 21172 K             | 1.35           |
| 1288          | .47            | 11638 M             | .16            | 21172 L             | .85            |
| 1332          | .19            | 12538               | .21            | 21172 M             | 2.95           |
| 1346          | .26            | 12935 A             | .06            | 21172 N             | .26            |
| 1349 A-5      | .13            | 12957 E             | .08            | 21173 A             | .65            |
| 1361 A        | .04            | 12964 C             | .02            | 21173 B             | .80            |
| 1740          | .02            | 12982               | .16            | 21178               | .55            |
| 4761          | .42            | 12986 B             | .12            | 21182 K             | 1.05           |
| 6042 A        | .11            | 12987 A             | .16            | 21182 L             | .65            |
| 6405 M        | 2.20           | 12988 A             | .11            | 21182 N             | 3.80           |
| 6405 U        | 3.70           | 14077               | .16            | 21182 P             | .80            |
| 6405 W        | 2.20           | 14090               | .05            | 21182 T             | 4.20           |
| 6420 W        | 3.40           | 14786 A             | .05            | 21192 R             | .05            |
| 6424 W        | 2.10           | 15430 C             | .19            | 21201               | .37            |
| 6428 L        | 4.75           | 15430 D             | .19            | 21202               | .47            |
| 7005 A-4 1/2  | 2.30           | 15438 D             | .12            | 21203               | .65            |
| 7005 A-6      | 2.45           | 15465 F             | .95            | 21204               | .65            |
| 7018 E-5      | 1.45           | 16134 K(12-64-12)   | 16.80          | 21205 A             | .47            |
| 7018 E-5 1/2  | 1.45           | 16134 K(16-64-16)   | 16.80          | 21207               | .11            |
| 7018 E-6      | 1.45           | 16152-56            | 2.20           | 21208               | 2.35           |
| 7020 B-4 1/2  | 3.05           | 16152-72            | 2.20           | 21210               | .05            |
| 7020 B-5      | 3.05           | 16152-80            | 2.20           | 21210 A             | .05            |
| 7024 C-4 1/2  | 3.15           | 16152-88            | 2.20           | 21211               | .05            |
| 7024 C-5      | 3.15           | 16152-96            | 2.50           | 21218               | .55            |
| 7040-6        | .11            | 16152-112           | 2.50           | 21225-1/8           | .42            |
| 7040-48       | .19            | 16152-128           | 3.15           | 21225-5/32          | .42            |
| 7040-61       | .19            | 16154(12-64-12)     | 4.75           | 21227 R             | 23.50          |
| 7403 P        | 1.10           | 16154(16-64-16)     | 4.75           | 21227 AC            | 23.50          |
| 7405 B-6      | 1.95           | 16164               | .15            | 21227 HH            | 2.00           |
| 7405 U-4 1/2  | 2.30           | 16182 B             | .85            | 21231 D             | 24.50          |
| 7405 AF-5 1/2 | 3.40           | 16182 C             | .85            | 21233 D             | 4.20           |
| 7405 AG-5     | 2.10           | 16184 A-4(12-64-12) | 2.10           | 21236               | 2.00           |
| 7420 AG-4 1/2 | 3.35           | 16184 A-4(16-64-16) | 2.10           | 21260               | 1.05           |
| 7420 AG-5     | 3.35           | 16194               | .13            | 21260 A             | 1.05           |
| 7420 AG-5 1/2 | 3.35           | 16194 B             | .65            | 21260 B             | 1.05           |
| 7424 B-6      | 2.85           | 16197-2-16          | .47            | 21260 C             | 1.05           |
| 7424 AF-5 1/2 | 4.75           | 16241               | .13            | 21260 D             | .95            |
| 7424 AG-5     | 3.40           | 16241 A             | .16            | 21260 E             | 1.30           |
| 7459 A        | .05            | 16505-88            | 4.40           | 21261               | 1.35           |
| 7475 Q        | 2.00           | 16524 B-88          | 5.80           | 21262               | .42            |
| 7476 P        | 1.35           | 16527 B-88          |                | 21262 G-340         | .73            |
| 7479 P        | .65            | 16638 D             | .11            | 21262 G-350         | .75            |
| 7481 P        | 1.85           | 21104 A             | .47            | 21262 G-370         | .78            |
| 7482 P        | 2.50           | 21104 B-2           | .11            | 21262 G-380         | .80            |
| 7485 P        | .60            | 21104 B-11          | .21            | 21300 C-5 3/4       | .15            |
| 7486 P        | 2.20           | 21104 B-14          | .26            | 21350               | .02            |
| 7486 PA       | .15            | 21104 B-20          | .37            | per C \$1.30        |                |
| 7487 Q        | .65            | 21104 C             | .37            | 21351               | .01            |
| 7489 P        | .09            | 21104 D             | .55            | per box (500) \$.55 |                |
| 7490 P        | 4.75           | 21104 E             | .16            | 21355               | .11            |
| 7491 P        | 4.50           | 21104 F             | .08            | 21371 Q             | 1.30           |
| 7528 H-4 1/2  | 3.70           | 21104 G             | .11            | 21371 BR-42         | 5.70           |
| 7827 A-6      | 3.45           | 21104 H             | .05            | 21371 BR-48         | 5.95           |
| 7933-48       | .42            | 21104 K             | .11            | 21371 BR-54         | 6.55           |
| 7933-61       | .42            | 21105 J             | .05            | 21371 BR-60         | 7.20           |
| 7947          | .16            | 21113 A             | .06            | 21371 BS-48         | 6.95           |

PRICE LIST FOR CATALOG NO. 77 L  
PARTS  
(Effective March 1, 1938)

| Part No.    | Price<br>Per Part | Part No.   | Price<br>Per Part | Part No.       | Price<br>Per Part |
|-------------|-------------------|------------|-------------------|----------------|-------------------|
| 21371 BS-54 | \$7.55            | 21698-6    | \$1.75            | 22769          | \$0.08            |
| 21371 BS-60 | 8.20              | 21701 A    | 12.60             | 22773          | .25               |
| 21371 BT-42 | 4.75              | 21708      | .75               | 22787 B        | .16               |
| 21371 BT-48 | 5.00              | 21708 B    | .37               | 22788          | .28               |
| 21371 BT-54 | 5.60              | 21723 C    | 1.45              | 22794 B        | .13               |
| 21371 BT-60 | 6.25              | 21724 A    | .06               | 22795          | .16               |
| 21371 CT    | .11               | 21725      | .18               | 22797          | .08               |
| 21371 CX-48 | 7.20              | 22504      | .12               | 22799          | .08               |
| 21371 CX-54 | 7.30              | 22507      | .02               | 22799 B        | .05               |
| 21371 CX-60 | 7.90              | 22508      | .02               | 22799 C        | .05               |
| 21371 FQ-42 | 5.25              | 22509      | .02               | 22799 D        | .05               |
| 21371 FQ-48 | 5.50              | 22513      | .07               | 22799 E        | .05               |
| 21371 FQ-54 | 6.10              | 22514      | .12               | 22799 L        | .08               |
| 21371 FQ-60 | 6.75              | 22515      | .16               | 22799 N        | .08               |
| 21371 FR-42 | 6.00              | 22517      | .07               | 22801          | .08               |
| 21371 FR-48 | 6.25              | 22519      | .12               | 22813          | .04               |
| 21371 FR-54 | 6.85              | 22521      | .13               | 22823 A        | .16               |
| 21371 FR-60 | 7.50              | 22524      | .07               | 22823 B        | .16               |
| 21371 GT-48 | 7.50              | 22525      | .07               | 22824 A        | .05               |
| 21373 A-5   | 75.00             | 22528      | .07               | 22829          | .05               |
| 21373 A-5D  | 75.00             | 22532      | .16               | 22833          | .07               |
| 21373 A-7   | 75.00             | 22539 C    | .16               | 22834          | .08               |
| 21373 A-7B  | 75.00             | 22542      | .13               | 22835          | .11               |
| 21373 A-7D  | 75.00             | 22547 A    | .06               | 22837          | .11               |
| 21373 A-8   | 80.00             | 22548      | .12               | 22839          | .07               |
| 21373 A-8A  | 80.00             | 22557      | .19               | 22840          | .16               |
| 21375 AA    | 1.80              | 22559 A    | .07               | 22840 A        | .11               |
| 21375 AH    | 1.60              | 22559 B    | .07               | 22840 B        | .16               |
| 21377 AH    | 4.05              | 22559 C    | .07               | 22845 A        | .13               |
| 21377 AJ    | 4.05              | 22560      | .05               | 22848          | .05               |
| 21377 AK    | 4.05              | 22560 A    | .05               | 22849          | .05               |
| 21377 AL    | 4.05              | 22560 B    | .05               | 22863          | .07               |
| 21377 AP    | 7.35              | 22561      | .05               | 22863 A        | .37               |
| 21377 AS    | 5.75              | 22565 C    | .05               | 22864          | .07               |
| 21385 B     | .70               | 22566 A    | .37               | 22866          | .07               |
| 21388       | .21               | 22569      | .07               | 22874          | .11               |
| 21388 N     | .21               | 22570      | .07               | 23100          | 9.45              |
| 21388 R     | .21               | 22571      | .05               | 23151 A        | 6.90              |
| 21388 X     | 5.50              | 22571 A    | .11               | 23160          | 1.20              |
| 21388 Z     | 1.50              | 22580      | .05               | 23168 N        | 27.50             |
| 21388 AE    | 2.55              | 22581      | .13               | 23168 P        | 27.50             |
| 21394       | 7.35              | 22585      | .05               | 23168 Q        | 17.50             |
| 21394 G     | .80               | 22585 B    | .07               | 23184 E        | 4.40              |
| 21394 H     | 1.05              | 22586 B    | .05               | 23184 G        | 1.35              |
| 21394 K     | 7.35              | 22587      | .08               | 23184 K        | 14.75             |
| 21396 C     | 5.25              | 22593      | .06               | 23184 L        | 6.60              |
| 21396 AG    | .05               | 22594      | .07               | 23184 M        | 1.70              |
| 21396 AL    | .42               | 22596      | .07               | 23215 BC-5/8   | 5.00              |
| 21396 AP    | .32               | 22597      | .05               | 23215 BC-3/4   | 5.00              |
| 21657-1     | 1.85              | 22597 A    | .05               | 23215 BC-7/8   | 5.00              |
| 21657-2     | 1.85              | 22598 C    | .13               | 23229 M        | 3.15              |
| 21657-3     | 1.85              | 22599      | .06               | 23229 N        | 1.10              |
| 21657-4     | 2.00              | 22632 F-24 | .03               | 23229 P        | .55               |
| 21657 A     | .75               | 22637 D    | .17               | 23229 Q        | .95               |
| 21657 B     | 1.35              | 22704      | .06               | 23322 AB-3/4   | 10.50             |
| 21657 C     | .75               | 22711      | .13               | 23322 AB-7/8   | 10.50             |
| 21657 D     | .37               | 22716      | .07               | 23322 AB-1     | 10.50             |
| 21657 E     | .04               | 22716 A    | .01               | 23322 AB-1 1/8 | 10.50             |
| 21660 A     | 5.45              | 22726      | .17               | 23322 AB-1 1/4 | 10.50             |
| 21661       | .32               | 22726 A    | .05               | 23322 AC       | .90               |
| 21662       | .95               | 22729      | .07               | 23324 G        | .80               |
| 21663       | .32               | 22730      | .09               | 23324 H        | 1.05              |
| 21663 A     | .32               | 22735      | .17               | 23324 J        | .65               |
| 21664       | .21               | 22743      | .05               | 23324 R        | 1.30              |
| 21665       | .21               | 22747      | .08               | 23324 U        | 1.40              |
| 21677       | .42               | 22752      | .05               | 23324 V        | .95               |
| 21680 AK    | 3.15              | 22752 A    | .07               | 23360 C-1 1/2  | 47.00             |
| 21697 C     | 2.50              | 22752 B    | .11               | 23360 F-1/2    | 19.00             |
| 21698-2     | .90               | 22757      | .07               | 23386 E-7/16   | 27.50             |
| 21698-4     | 1.30              | 22764 A    | .05               | 23386 E-15/32  | 27.50             |
| 21698-5     | 1.50              | 22768      | .05               | 23386 E-1/2    | 27.50             |

PRICE LIST FOR CATALOG NO. 77 L  
PARTS  
(Effective March 1, 1938)

| Part No.        | Price Per Part | Part No.   | Price Per Part | Part No. | Price Per Part |
|-----------------|----------------|------------|----------------|----------|----------------|
| 23386 E-9/16    | \$27.50        | 23449 B    |                | 41258    | \$0.32         |
| 23386 E-19/32   | 27.50          | 23449 C    |                | 41258 A  | .11            |
| 23386 E-5/8     | 27.50          | 28604      | \$0.80         | 41258 B  | 2.65           |
| 23386 F         | 2.85           | 28606-1/2  | .21            | 41258 D  | 7.35           |
| 23386 G         | .30            | 28606-1    | .37            | 41258 E  | 2.65           |
| 23386 H         | .40            | 28619      | .02            | 41258 CG | 1.05           |
| 23386 J         | .25            | 28705      | *35.00         | 43220 F  | 5.15           |
| 23401 J-56      | 20.00          | 28705 D    | *35.00         | 43230 H  | 1.85           |
| 23401 K-48      | 20.00          | 28707 B    | *32.00         | 43230 J  | 1.60           |
| 23401 K-56      | 20.00          | 28707 D    | *35.00         | 43266    | .16            |
| 23401 K-64      | 20.00          | 28708      | *37.00         | 43294 A  | .75            |
| 23402 D         | 1.60           | 28708 A    | *37.00         | 43294 D  | .37            |
| 23403-48        | 1.60           | 29066 F    | 3.40           | 43297    | .37            |
| 23403-56        | 1.60           | 29105 A    | 9.20           | 43297 A  | .21            |
| 23403-64        | 1.60           | 29105 B    | 9.20           | 43443 Q  | .05            |
| 23404 B         | .90            | 29105 L    | 11.40          | K48039   | 2.10           |
| 23404 E         | 1.60           | 29105 M    | 11.40          | K48964   | 7.00           |
| 23405 J         | 5.25           | 29105 N    | 11.40          | K49039   | 11.00          |
| 23405 L         | 5.00           | 29138 H    | 4.05           | K49157   | 17.50          |
| 23405 N         | 7.50           | 29138 J    | 4.05           | K49290   | 9.50           |
| 23406 B-7/8     | 13.00          | 29138 K    | 4.05           | K49640   | 25.00          |
| 23406 C-1 5/8   | 16.80          | 29138 L    | 4.05           | K49746   | 25.00          |
| 23406 D-1 1/2   | 16.80          | 29138 M    | 6.30           | K49992   | 1.85           |
| 23421 U-6-1/32  | 2.90           | 29192      | 5.50           | K49995   | 7.25           |
| 23421 U-8-1/32  | 2.90           | 29192 A    | 5.80           | K50068   | 1.95           |
| 23421 U-8-1/16  | 2.90           | 29192 B    | 7.50           | K50176   | 8.40           |
| 23421 U-10-1/32 | 2.90           | 29192 C    | 5.50           | K50177   | .80            |
| 23421 U-10-1/16 | 2.90           | 29192 D    | 5.80           | K50370   | 6.00           |
| 23421 U-12-1/32 | 2.90           | 29202 A-1  | 4.85           | K50410   | 27.00          |
| 23421 U-12-1/16 | 2.90           | 29202 G-1  | 5.50           | K50909   | 7.25           |
| 23421 U-12-3/32 | 2.90           | 29402      | .75            | K50911   | 8.25           |
| 23421 U-16-1/16 | 2.90           | 29481 C    | 5.80           | K50912   | 2.10           |
| 23421 U-16-3/32 | 2.90           | 29730 A    | 7.90           | 51134    | 4.35           |
| 23421 U-16-1/8  | 2.90           | 35731 A    | .32            | 51134 A  | 4.35           |
| 23421 U-18-1/16 | 2.90           | 35733 B    | .21            | 51134 G  | 1.15           |
| 23421 U-18-3/32 | 2.90           | 35759      | .70            | 51142    | .75            |
| 23421 U-18-1/8  | 2.90           | 35768 A    | .16            | 51147    | .42            |
| 23421 U-26-1/16 | 2.90           | 35788 B    | .26            | K51165   | 3.00           |
| 23421 V-8-1/32  | 2.90           | 35818 N-8  | 2.35           | 51170 B  | .70            |
| 23421 V-10-1/32 | 2.90           | 35818 N-9  | 2.35           | 51170 C  | .16            |
| 23421 V-12-1/32 | 2.90           | 35820 P-8  | 6.30           | 51170 D  | .04            |
| 23421 V-16-1/32 | 2.90           | 35820 P-9  | 6.30           | 51201    | 4.95           |
| 23422 U-1/32    | 2.35           | 35820 R-9  | 21.00          | 51201 A  | 4.95           |
| 23422 U-1/16    | 2.35           | 35830      | 1.85           | 51201 B  | 5.25           |
| 23422 U-3/32    | 2.35           | 35830 B    | 2.60           | 51202    | 1.25           |
| 23422 U-1/8     | 2.35           | 35830 C    | 4.45           | 51205 A  | 2.65           |
| 23422 V-1/32    | 2.35           | 35830 D    | .16            | 51208    | 3.00           |
| 23425 T         | .32            | 35830 E    | 2.20           | 51208 D  | 3.00           |
| 23425 U         | .37            | 35830 F    | .32            | 51213    | 2.35           |
| 23432 A         | 2.50           | 35830 G    | 3.95           | 51215 A  | 4.85           |
| 23435-32        | 10.00          | 35830 H    | .16            | 51215 B  | 5.05           |
| 23435-48        | 10.00          | 35830 K    | .16            | 51216    | .55            |
| 23435-64        | 10.00          | 35830 P-8  | 3.95           | 51216 A  | 1.70           |
| 23436           | 2.10           | 35830 P-9  | 3.95           | 51217    | 1.85           |
| 23437 A         | 1.60           | 35830 R-9  | 6.85           | 51220 A  | 3.40           |
| 23437 B         | 1.30           | 35831 A    | .42            | 51220 J  | 16.90          |
| 23438 A         |                | 35833 A    | .19            | 51221    | 3.25           |
| 23438 B         | .50            | 35833 C    | .37            | 51222    | 4.20           |
| 23439 A         | 2.60           | 38208 G-26 | 4.20           | 51222 B  | 12.35          |
| 23447-64        | 13.65          | 38209 A    | 4.20           | 51224 A  | 3.70           |
| 23447-72        | 13.65          | 39132 V    | .21            | 51224 B  | 3.70           |
| 23447-80        | 13.65          | 39135      | .37            | 51225    | 2.35           |
| 23447 A         | .32            | 39141 G    | .19            | 51235    | 2.65           |
| 23447 B         | .95            | 39193      | .90            | 51235 A  | 1.70           |
| 23447 C         | .21            | 39193 A    | .25            | 51235 B  | .80            |
| 23448-64        | 1.85           | 39193 B    | .37            | 51236    | 2.65           |
| 23448-72        | 1.85           | 39236 A    | .16            | 51236 A  | .32            |
| 23448-80        | 1.85           | K40881     | 25.00          | 51236 B  | .19            |
| 23449           | 13.50          | 41047      | .26            | 51236 C  | .47            |
| 23449 A         |                | 41071 G    | .16            | 51240 A  | .16            |

\*F.O.B. New York City, Prices F.O.B. other points on application

PRICE LIST FOR CATALOG NO. 77 L  
PARTS  
(Effective March 1, 1938)

| Part No.    | Price Per Part | Part No.   | Price Per Part | Part No.   | Price Per Part |
|-------------|----------------|------------|----------------|------------|----------------|
| 51241       | \$5.80         | 51292 C    | \$0.16         | 51418 K-26 | \$2.35         |
| 51241 D     | 2.35           | 51292 D    | .55            | 51420-6    | 4.45           |
| 51242 A     | 1.30           | 51292 E    | .55            | 51420-8    | 4.45           |
| 51242 C     | .55            | 51292 F-1  | .06            | 51420-10   | 4.45           |
| 51242 E     | 2.85           | 51292 F-2  | .06            | 51420-12   | 4.45           |
| 51242 F     | .13            | 51292 F-4  | .06            | 51420-16   | 4.45           |
| 51243 B     | 1.30           | 51292 F-5  | .06            | 51420-18   | 4.45           |
| 51243 C     | .42            | 51292 F-8  | .06            | 51420 C-32 | 9.45           |
| 51243 E     | .21            | 51292 F-14 | .09            | 51420 C-48 | 9.45           |
| 51243 J     | 2.35           | 51293      | 3.70           | 51420 E-8  | 4.85           |
| 51243 K     | .75            | 51293 A    | .26            | 51420 E-10 | 4.85           |
| 51243 L     | .05            | 51293 B    | .13            | 51420 E-12 | 4.85           |
| 51243 N     | .10            | 51293 K    | .40            | 51420 E-16 | 4.85           |
| 51243 R     | .21            | 51293 L    | .42            | 51420 M-48 | 25.00          |
| 51244       | 1.85           | 51294 A    | .37            | 51422 B    | 12.35          |
| 51244 A     | 1.30           | 51295      | .13            | 51423      | 3.15           |
| 51244 B     | 1.70           | 51296      | .02            | 51423 B    | 2.65           |
| 51244 C     | .70            | 51296 A    | .02            | 51424-16   | 3.15           |
| 51244 E     | .55            | 51301 A    | 5.25           | 51424-18   | 3.15           |
| 51245       | 2.65           | 51305 A    | 2.35           | 51424 A-6  | 3.15           |
| 51245 A     | .16            | 51305 B    | 2.35           | 51424 A-8  | 3.15           |
| 51246       | .07            | 51320 B    | 3.40           | 51424 A-10 | 3.15           |
| 51250       | 2.95           | 51320 C    | 4.25           | 51424 A-12 | 3.15           |
| 51250 B     | .60            | 51321 A    | 3.70           | 51424 B-32 | 6.05           |
| 51250 C     | .04            | 51322 B    | 12.35          | 51424 B-48 | 6.05           |
| 51251       | 1.85           | 51324 B    | 2.35           | 51424 C-48 | 5.00           |
| 51252       | 1.80           | 51330 B    | 2.35           | 51424 E-8  | 5.00           |
| 51254       | .90            | 51330 C    | 3.00           | 51424 E-10 | 5.00           |
| 51254 A     | .80            | 51394      | 6.85           | 51424 E-12 | 5.00           |
| 51256 A     | .55            | K51396     | 6.00           | 51424 E-16 | 5.00           |
| 51256 B     | .75            | 51401      | 6.85           | 51424 F-32 | 5.50           |
| 51257 A     | 1.35           | 51401 C    | 2.65           | 51424 K-26 | 3.15           |
| 51257 C     | .80            | 51401 H    | 7.15           | 51425      | 2.35           |
| 51258       | .26            | 51402      | 1.25           | 51428-8    | 4.45           |
| 51258 A     | .26            | 51404      | .80            | 51428-10   | 4.45           |
| 51260       | .55            | 51405-8    | 2.65           | 51428-12   | 4.45           |
| 51260 A     | .55            | 51405-16   | 2.65           | 51430      | 2.65           |
| 51270 A     | .37            | 51405 A-8  | 2.65           | 51430 A-6  | 3.15           |
| 51270 B     | .37            | 51405 A-10 | 2.65           | 51430 A-8  | 3.15           |
| 51280 A     | 1.60           | 51405 B-32 | 4.75           | 51430 A-10 | 3.15           |
| 51280 B     | 1.75           | 51405 B-48 | 4.75           | 51430 A-12 | 3.15           |
| 51280 G     | 1.75           | 51405 C-48 | 4.75           | 51430 A-16 | 3.15           |
| 51280 K     | .03            | 51405 E-8  | 2.65           | 51430 A-18 | 3.15           |
| 51281-204   | 1.60           | 51405 E-16 | 2.65           | 51430 B    | 1.85           |
| 51281-206   | 1.60           | 51405 F-32 | 4.75           | 51430 C-32 | 6.30           |
| 51281-216   | 1.60           | 51405 K-26 | 3.80           | 51430 C-48 | 6.30           |
| 51281-226   | 1.60           | 51408-6    | 3.00           | 51430 D    | 1.85           |
| 51281-228   | 1.60           | 51408-8    | 3.00           | 51430 E-8  | 3.40           |
| 51281-230   | 1.60           | 51408-10   | 3.00           | 51430 E-10 | 3.40           |
| 51281-232   | 1.60           | 51408-12   | 3.00           | 51430 E-12 | 3.40           |
| 51281-233   | 1.60           | 51408-16   | 3.00           | 51430 E-16 | 3.40           |
| 51281 C-226 | 1.85           | 51408-18   | 3.00           | 51430 F    | .08            |
| 51281 F     | .26            | 51408-24   | 3.70           | 51430 G    |                |
| 51282       | .47            | 51408-26   | 3.70           | 51430 H    |                |
| 51282 B     | .60            | 51408-32   | 3.70           | 51430 K-26 |                |
| 51282 C     | 1.15           | 51408-48   | 3.70           | 51430 M-48 |                |
| 51282 H     | .05            | 51408 A-16 |                | 51430 N-48 |                |
| 51282 J     | 4.50           | 51409      | 3.00           | 51443 G    | 3.15           |
| 51283       | 2.10           | 51409 B    | 3.00           | 51457      | 3.70           |
| 51283 A     | .05            | 51413      | 2.90           | 51458      | .32            |
| 51283 B     | .03            | 51417-6    | 2.85           | 51458 A    | .32            |
| 51283 C     | .80            | 51417-8    | 2.85           | 51459 A    | 1.10           |
| 51290       | .55            | 51417-10   | 2.85           | 51460      | .55            |
| 51290 A     | .65            | 51417-12   | 2.85           | 51460 A    | .65            |
| 51290 D     | .55            | 51417-16   | 2.85           | 51461      | .55            |
| 51290 E     | .65            | 51417-18   | 2.85           | 51461 A    | 1.60           |
| 51290 N     | 3.15           | 51417 B    | 2.85           | 51461 B    | .42            |
| 51291       | .55            | 51418-16   | 1.15           | 51461 C    | .16            |
| 51292       | .26            | 51418 B-32 | 2.35           | 51462      | 1.30           |
| 51292 A     | .16            | 51418 B-48 | 2.35           |            |                |
|             |                | 51418 K-24 | 2.35           |            |                |

PRICE LIST FOR CATALOG NO. 77 L  
PARTS  
(Effective March 1, 1938)

| Part No.    | Price Per Part | Part No.    | Price Per Part | Part No.  | Price Per Part |
|-------------|----------------|-------------|----------------|-----------|----------------|
| 51462 A     | \$0.19         | 51720 D-56  | \$10.50        | 51773     | \$0.37         |
| 51462 B     | .70            | 51720 D-64  | 10.50          | 51774-64  | 3.80           |
| 51462 C     | .26            | 51720 D-72  | 11.55          | 51774-72  | 3.80           |
| 51477       | 5.65           | 51720 D-80  | 11.55          | 51774-80  | 3.80           |
| 51480       | 1.95           | 51720 D-96  | 12.60          | 51774 D   | 1.95           |
| 51482 A     | .75            | 51720 D-112 | 12.60          | 51774 H   | 1.05           |
| 51482 B     | 3.45           | 51720 E-72  | 17.85          | 51774 L   | 3.10           |
| 51491       | .30            | 51720 E-80  | 17.85          | 51774 N   | 1.35           |
| 51491 A     | .70            | 51724-56    | 5.00           | 51774 P   | .60            |
| 51491 B-4   | 2.65           | 51724-64    | 5.00           | 51774 T   | .35            |
| 51492       | .26            | 51724-72    | 5.50           | 51775     | 1.05           |
| 51494       | 6.30           | 51724-80    | 5.50           | 51775 A   | .35            |
| 51505-18    | 3.95           | 51724-96    | 6.05           | 51776     | 4.75           |
| 51505 C-1   | 3.80           | 51724-112   |                | 51777-72  | 2.00           |
| 51505 G-1   | 3.80           | 51724 D-56  | 5.50           | 51777-80  | 2.00           |
| 51508-16    | 3.00           | 51724 D-64  | 5.50           | 51777 D   | 1.45           |
| 51508-18    | 3.00           | 51724 D-72  | 6.05           | 51777 H   | 1.05           |
| 51508 C-1   | 3.90           | 51724 D-80  | 6.05           | 51777 L   | 3.15           |
| 51508 G-1   | 3.90           | 51724 D-96  | 6.55           | 51785     | .10            |
| 51509 C     | 3.90           | 51724 D-112 |                | 51905-5   | 3.95           |
| 51513       | 3.50           | 51724 E-64  | 7.60           | 51905-7   | 3.95           |
| 51517-16    | 2.85           | 51724 E-72  | 7.60           | 51905 A-7 | 3.95           |
| 51517 A     | 2.85           | 51724 E-80  | 7.60           | 51905 B-9 | 3.95           |
| 51517 G-1   | 2.85           | 51725       | 2.65           | 51905 C-9 | 4.75           |
| 51518 G-1   | 2.65           | 51725 A     | 2.65           | 51908-5   | 3.00           |
| 51520-16    | 5.80           | 51725 E     | 2.65           | 51908-6   | 3.00           |
| 51520-18    | 5.80           | 51730-56    | 7.60           | 51908-7   | 3.00           |
| 51520 C-1   | 8.40           | 51730-64    | 7.60           | 51908 A-7 | 3.00           |
| 51523 C     | 2.65           | 51730-72    | 8.65           | 51908 A-8 | 3.00           |
| 51524-16    | 3.15           | 51730-80    | 8.65           | 51908 A-9 | 3.00           |
| 51524-18    | 3.15           | 51730-96    | 9.70           | 51909-5   | 3.00           |
| 51524 C-1   | 4.10           | 51730-112   | 9.70           | 51909-6   | 3.00           |
| 51524 G-1   | 4.10           | 51730 A-56  | .80            | 51909-7   | 3.00           |
| 51525       | 2.35           | 51730 A-64  | .80            | 51909 A-7 | 3.00           |
| 51525 C     | 2.35           | 51730 A-72  | .95            | 51909 A-8 | 3.00           |
| 51525 G     | 2.35           | 51730 A-80  | .95            | 51909 A-9 | 3.00           |
| 51530-16    | 3.90           | 51730 A-96  | 1.05           | 51909 B   | 3.00           |
| 51530-18    | 3.90           | 51730 A-112 | 1.05           | 51913     | 4.45           |
| 51530 A     | 1.85           | 51730 D-56  | 7.60           | 51917-5   | 2.85           |
| 51530 C-1   | 3.35           | 51730 D-64  | 7.60           | 51917-9   | 2.85           |
| 51530 D     | 2.65           | 51730 D-72  |                | 51918-5   | 2.35           |
| 51530 E     | 1.05           | 51730 D-80  |                | 51918-6   | 2.35           |
| 51530 F     | .65            | 51730 D-96  |                | 51918-7   | 2.35           |
| 51530 G     | .11            | 51730 D-112 |                | 51920-5   | 6.85           |
| 51701 C     | 5.25           | 51730 E-72  |                | 51920-6   | 6.85           |
| 51701 F     | 6.00           | 51730 E-80  |                | 51920-7   | 6.85           |
| 51705-56    | 4.75           | 51730 F-72  |                | 51924-5   | 6.30           |
| 51705-64    | 4.75           | 51730 F-80  |                | 51924-7   | 6.30           |
| 51705-72    | 5.25           | 51741       | 2.35           | 51924 A-6 | 6.30           |
| 51705-80    | 5.25           | 51741 B     | 2.35           | 51924 A-7 | 6.30           |
| 51705-96    | 5.80           | 51743 B     | 6.85           | 51924 B-8 | 6.30           |
| 51705-112   | 5.80           | 51743 F     | 6.85           | 51924 B-9 | 6.30           |
| 51705 D-56  | 4.75           | 51743 G     | .60            | 51924 C-9 | 8.00           |
| 51705 D-64  | 4.75           | 51744       | 2.35           | 51925     | 2.65           |
| 51705 D-72  | 5.25           | 51744 A     | 2.65           | 51930     | .04            |
| 51705 D-80  | 5.25           | 51745       | 1.60           | 51930 A   | 2.35           |
| 51705 D-96  | 5.80           | 51751       | 1.85           | 51930 B-5 | 3.70           |
| 51705 D-112 | 5.80           | 51758       | .26            | 51930 B-6 | 3.70           |
| 51705 E-64  | 5.25           | 51758 A     | .26            | 51930 B-7 | 3.70           |
| 51705 E-72  | 5.25           | 51759       | .80            | 51957     | 1.15           |
| 51705 E-80  | 5.25           | 51770-56    | 1.60           | 51958     | .37            |
| 51708       | 3.00           | 51770-64    | 1.60           | 51958 A   | .37            |
| 51709       | 3.00           | 51770-72    | 2.10           | 51958 B   | .70            |
| 51713       | 2.35           | 51770-80    | 2.10           | 51959     | 1.15           |
| 51717       | 2.35           | 51770-96    | 2.65           | 51959 B   | .16            |
| 51720-56    | 11.55          | 51770-112   | 2.65           | 51959 C   | .03            |
| 51720-64    | 11.55          | 51771       | .21            | 51959 D   | .05            |
| 51720-72    | 12.60          | 51772-56    | .16            | 51959 E   | .02            |
| 51720-80    | 12.60          | 51772-64    | .16            | 51959 G   | 1.15           |
| 51720-96    | 13.65          | 51772-72    | .26            | 51959 H   | .06            |
| 51720-112   | 13.65          | 51772-80    | .26            | 51960     | .80            |



PRICE LIST FOR CATALOG NO. 77 L  
PARTS  
(Effective March 1, 1938)

| Part No. | Price Per Part | Part No.          | Price Per Part | Part No. | Price Per Part |
|----------|----------------|-------------------|----------------|----------|----------------|
| 51960 A  | \$0.95         | 52894 Y           | \$0.47         | 54144    | \$2.85         |
| K52033   | 7.75           | 52894 Z           | .37            | 54145    | 2.90           |
| K52034   | 5.50           | 52895 G           | 1.05           | 54158    | .40            |
| K52499   | 5.50           | 52944 G           | .95            | 54158 A  | .37            |
| K52524   | 18.00          | K53133            | 25.00          | 54180    | 1.75           |
| 52743 A  | 1.30           | K53135            | 25.00          | 54185-12 | 4.20           |
| 52795    | 2.00           | 53517 C-16        | 2.85           | 54185-16 | 4.20           |
| 52804 A  | 1.25           | 53570             | .95            | 54196 A  | 6.85           |
| 52818-8  | 1.60           | 53592             | .65            | K54381   | 2.00           |
| 52834 N  | .19            | K53664            | 4.40           | K54441   | 1.90           |
| 52841    | .32            | K53665            | 4.50           | K54442   | 1.35           |
| 52842 G  | .11            | 54101             | 5.25           | K54450   | 4.50           |
| 52857    | 3.70           | 54105 C(12-64-12) | 7.05           | K54528   | 5.25           |
| 52857 A  | 3.70           | 54105 C(16-64-16) | 7.05           | K54550   | .95            |
| 52882 B  | .45            | 54108 A           | 2.75           | K54654   |                |
| 52882 D  | .50            | 54122             | 4.20           | K54758   | 6.35           |
| 52882 E  | .10            | 54122 B           | 13.85          | K55001   |                |
| 52883 G  | 2.65           | 54124 C(12-64-12) | 9.45           | K55110   | 1.75           |
| 52885 G  | .65            | 54124 C(16-64-16) | 9.45           | K55310   | .90            |
| 52885 H  | .65            | 54134             | 4.10           | K55313   | 5.85           |
| 52887    | 1.60           | 54134 G           | 3.15           | K55601   | 7.30           |
| 52887 G  | .32            | 54134 N           | .65            | K55603   | 7.30           |
| 52888    | 1.35           | 54135             | .21            | 61294 W  | .16            |
| 52889    | .65            | 54139             | 3.70           | 61294 X  | .11            |
| 52894 G  | .95            | 54142             | .80            | 92201    | .18            |
| 52894 J  | .11            | 54143 D           | 1.05           |          |                |

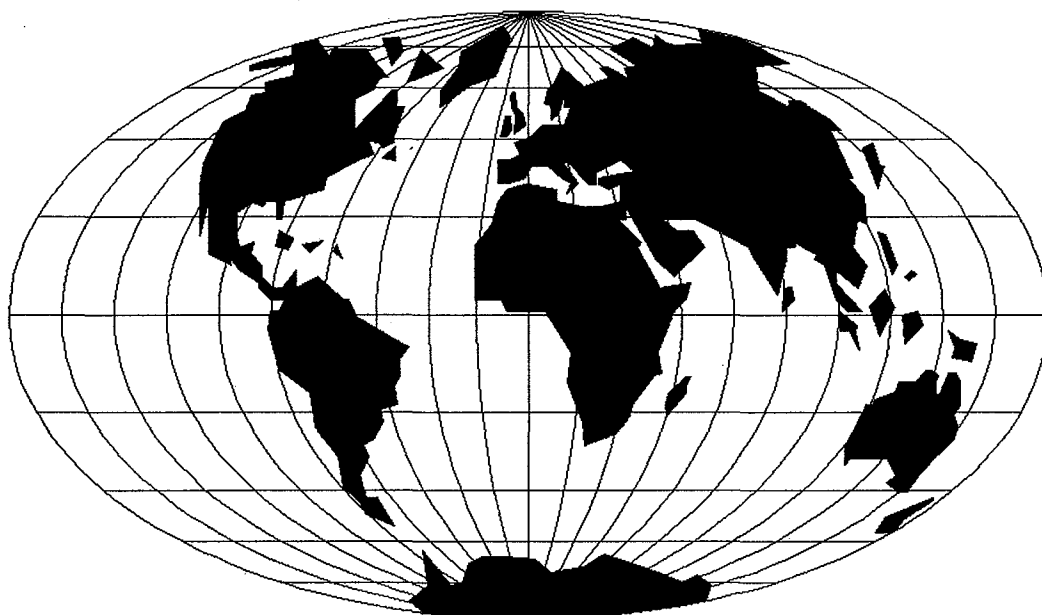
NEEDLES

| Type No. | Size No.  | Quan. | Price  | Type No. | Size No.  | Quan. | Price  |
|----------|---|-------|--------|----------|---|-------|--------|
| 101      | 019, 022, 025,<br>027, 029, 032,<br>034, 036, 038,<br>040, 042, 044,<br>046, 049, 054 | 25    | \$0.70 | 109      | 027, 032,<br>036, 040,<br>044   | 25    | \$0.77 |
|          |   | 100   | 2.00   |          |   | 100   | 2.20   |
|          |   | 500   | 10.00  |          |   | 500   | 11.00  |
|          |   | 1000  | 19.00  |          |   | 1000  | 20.90  |
|          |   |       |        |          |   |       |        |
| 101 G    | 032<br>036<br>040   | 25    | .81    | 109 B    | 027, 032,<br>036, 040,<br>044, 049  | 25    | .77    |
|          |   | 100   | 2.30   |          |   | 100   | 2.20   |
|          |   | 500   | 11.50  |          |   | 500   | 11.00  |
|          |   | 1000  | 21.85  |          |   | 1000  | 20.90  |
|          |   |       |        |          |   |       |        |
| 106      | 027, 029, 032,<br>036, 038, 040,<br>042, 044, 049                                     | 25    | .77    | 110      | 036<br>040<br>044   | 25    | .81    |
|          |   | 100   | 2.20   |          |   | 100   | 2.30   |
|          |   | 500   | 11.00  |          |   | 500   | 11.50  |
|          |   | 1000  | 20.90  |          |   | 1000  | 21.85  |
|          |   |       |        |          |   |       |        |
| 106 A    | 032<br>036  | 25    | .77    | 110 G    | 040   | 25    | .91    |
|          |   | 100   | 2.20   |          |   | 100   | 2.60   |
|          |   | 500   | 11.00  |          |   | 500   | 13.00  |
|          |   | 1000  | 20.90  |          |   | 1000  | 24.70  |
|          |   |       |        |          |   |       |        |
| 106 G    | 032<br>036<br>040<br>044  | 25    | .88    | 121      | 019, 022, 025,<br>027, 029, 032,<br>036, 038, 040,<br>042, 044, 049,<br>054 | 25    | .70    |
|          |   | 100   | 2.50   |          |   | 100   | 2.00   |
|          |   | 500   | 12.50  |          |   | 500   | 10.00  |
|          |   | 1000  | 23.75  |          |   | 1000  | 19.00  |
|          |   |       |        |          |   |       |        |
| 108      | 032, 036,<br>038, 040,<br>042, 044,<br>049, 054                                       | 25    | .81    | 121 G    | 032<br>036<br>040<br>049  | 25    | .81    |
|          |   | 100   | 2.30   |          |   | 100   | 2.30   |
|          |   | 500   | 11.50  |          |   | 500   | 11.50  |
|          |   | 1000  | 21.85  |          |   | 1000  | 21.85  |
|          |   |       |        |          |   |       |        |
| 108 G    | 040<br>044<br>049<br>054  | 25    | .91    | 124      | 040, 044,<br>049, 060,<br>067, 080,<br>090                                  | 25    | .74    |
|          |   | 100   | 2.60   |          |   | 100   | 2.10   |
|          |   | 500   | 13.00  |          |   | 500   | 10.50  |
|          |   | 1000  | 24.70  |          |   | 1000  | 19.95  |
|          |   |       |        |          |   | 5000  | 95.00  |

PRICE LIST FOR CATALOG NO. 77 L  
NEEDLES  
(Effective March 1, 1938)

| Type No. | Size No.       | Quan. | Price  | Type No. | Size No.  | Quan. | Price  |
|----------|----------------|-------|--------|----------|---|-------|--------|
| 126      | 027, 032,      | 25    | \$0.77 | 143      | 120   | 25    | \$1.09 |
|          | 036, 040,      | 100   | 2.20   |          |   | 100   | 3.10   |
|          | 042, 044,      | 500   | 11.00  |          |   | 500   | 15.50  |
|          | 049, 054       | 1000  | 20.90  |          |   | 1000  | 29.45  |
| 128      | 032, 036, 040, | 25    | .81    | 143      | 140   | 25    | 1.33   |
|          | 044, 049, 054, | 100   | 2.30   |          |   | 100   | 3.80   |
|          | 060, 067, 080  | 500   | 11.50  |          |   | 500   | 19.00  |
|          |                | 1000  | 21.85  |          |   | 1000  | 36.10  |
| 128 F    | 044            | 25    | .81    | 143 G    | 067   | 25    | .84    |
|          | 049            | 100   | 2.30   |          |   | 100   | 2.40   |
|          | 054            | 500   | 11.50  |          |   | 500   | 12.00  |
|          |                | 1000  | 21.85  |          |   | 1000  | 22.80  |
| 128 G    | 044            | 25    | .91    | 143 G    | 090   | 25    | .95    |
|          | 049            | 100   | 2.60   |          |   | 100   | 2.70   |
|          | 054            | 500   | 13.00  |          |   | 500   | 13.50  |
|          |                | 1000  | 24.70  |          |   | 1000  | 25.65  |
| 128 GA   | 040            | 25    | .91    | 144      | 067<br>080  | 25    | .84    |
|          | 044            | 100   | 2.60   |          |   | 100   | 2.40   |
|          | 049            | 500   | 13.00  |          |   | 500   | 12.00  |
|          | 054            | 1000  | 24.70  |          |   | 1000  | 22.80  |
| 129      | 027, 029,      | 25    | .70    | 144      | 090   | 25    | .91    |
|          | 032, 036,      | 100   | 2.00   |          |   | 100   | 2.60   |
|          | 040, 044,      | 500   | 10.00  |          |   | 500   | 13.00  |
|          | 049            | 1000  | 19.00  |          |   | 1000  | 24.70  |
| 130      | 036, 040,      | 25    | .81    | 147 G    | 049<br>054  | 25    | .91    |
|          | 044, 049,      | 100   | 2.30   |          |   | 100   | 2.60   |
|          | 054, 060       | 500   | 11.50  |          |   | 500   | 13.00  |
|          |                | 1000  | 21.85  |          |   | 1000  | 24.70  |
| 130 G    | 044            | 25    | .91    | 302      | 032, 036,<br>040, 042,<br>044, 049                | 25    | .81    |
|          | 049            | 100   | 2.60   |          |   | 100   | 2.30   |
|          | 054            | 500   | 13.00  |          |   | 500   | 11.50  |
|          |                | 1000  | 24.70  |          |   | 1000  | 21.85  |
| 140      | 027, 032,      | 25    | .70    | 907      | 027, 032, 034,<br>036, 040, 042,<br>044, 049, 054 | 25    | .88    |
|          | 036, 040,      | 100   | 2.00   |          |   | 100   | 2.50   |
|          | 044, 049,      | 500   | 10.00  |          |   | 500   | 12.50  |
|          | 054, 060       | 1000  | 19.00  |          |   | 1000  | 23.75  |
| 143      | 054            | 25    | .74    | 929      | 044, 049,<br>054, 060,<br>067, 080                | 25    | .91    |
|          | 060            | 100   | 2.10   |          |   | 100   | 2.60   |
|          | 067            | 500   | 10.50  |          |   | 500   | 13.00  |
|          | 080            | 1000  | 19.95  |          |   | 1000  | 24.70  |
|          |                | 5000  | 95.00  |          |   |       |        |
| 143      | 090            | 25    | .84    | 943      | 067<br>073<br>080                                 | 25    | 1.05   |
|          |                | 100   | 2.40   |          |   | 100   | 3.00   |
|          |                | 500   | 12.00  |          |   | 500   | 15.00  |
|          |                | 1000  | 22.80  |          |   | 1000  | 28.50  |
| 143      | 100            | 25    | .98    | 943 G    | 073<br>080  | 25    | 1.16   |
|          |                | 100   | 2.80   |          |   | 100   | 3.30   |
|          |                | 500   | 14.00  |          |   | 500   | 16.50  |
|          |                | 1000  | 26.60  |          |   | 1000  | 31.35  |





## WORLDWIDE SALES AND SERVICE

Union Special Corporation maintains sales and service facilities throughout the world. These offices will aid you in the selection of the right sewing equipment for your particular operation. Union Special Corporation representatives and service technicians are factory trained and are able to serve your needs promptly and efficiently. Whatever your location, there is a qualified representative to serve you.

---

**Corporate Office:** One Union Special Plaza  
Huntley, IL 60142  
Phone: 708•669•5101  
Fax: 708•669•1096

**European Distribution Center:** Union Special GmbH  
Raiffeisenstrasse 3  
D-71696 Möglingen, Germany  
Tel: 49•07141•247•0  
Fax: 49•7141•247•100

Brussels, Belgium  
Charlotte, N.C.  
Commerce, CA  
El Paso, TX  
Hong Kong, China  
Huntley, IL  
Leicester, England  
Lille, France  
Miami, FL  
Milan, Italy  
Mission, TX  
Möglingen, Germany  
Montreal, Quebec  
Osaka, Japan

Other Representatives throughout  
all parts of the world.



*Union Special*  
INDUSTRIAL SEWING EQUIPMENT