

**FIRST
EDITION**



Union Special
INDUSTRIAL SEWING EQUIPMENT

CATALOG NO. T106 P

STYLE

51200

LIST OF PARTS

FOR

STYLE 51200 BE

Catalog No. T106 P

LIST OF PARTS

CLASS 51200

Style

51200 BE

First Edition

Copyright 1963
by
Union Special Corporation
Rights Reserved in All Countries.

UNION SPECIAL CORPORATION

INDUSTRIAL SEWING MACHINES

CHICAGO

Printed in U.S.A.

October, 1978

IDENTIFICATION OF MACHINES

Each UNION SPECIAL machine is identified by a Style number which is stamped into the name plate on the machine. Style numbers are classified as standard and special. Standard Style numbers have one or more letters suffixed, but never contain the letter "Z". Example: "51200 BE". Special Style numbers contain the letter "Z". When only minor changes are made in a standard machine, a "Z" is suffixed to the Standard Style number. Example: "51200 BEZ".

Styles of machines similar in construction are grouped under a class number which differs from the Style number, in that it contains no letters. Example: "51200".

APPLICATION OF CATALOG

This catalog applies specifically to the Standard Style of machine as listed herein. It can also be applied with discretion to some Special Styles of machines in this class. Reference to direction, such as right, left, front, back, etc., are given from the operator's position while seated at the machine. Operating direction of handwheel is toward the operator.

STYLE OF MACHINE

Streamlined Flat Bed, Low Throw, Trimming Knife Abreast of Needle, Rear Chip Disposal, One Needle, Needle Bearing Needle Bar Drive, Light Weight Presser Bar and Needle Bar Driving Mechanism, Single Disc Take-up, Single Reservoir Enclosed Automatic Lubricating System, Filter Type Oil Return Pump with Oil Pan Base Plate, Oil Siphon Assembly, Lateral Looper Travel.

51200 BE For miscellaneous operations (while simultaneously trimming) on ladies' blouses, children's and ladies' dresses and similar operations where chaining is required on light to medium weight materials. Knee press and tape reel furnished with machine. Presser foot with 9/16 inch tape tube on toe for taping operation is optional and will be furnished in place of other presser foot, if specified. Seam specification 401-SSa-1. Stitch range 9 to 14 per inch.

NEEDLES

Each UNION SPECIAL needle has both a type number and size number. The type number denotes the kind of shank, point, length, groove, finish and other details. The size number, stamped on the needle shank, denotes the largest diameter of blade measured in thousandths of an inch, midway between the shank and the eye. Collectively, the type number and size number is the complete symbol, which is given on the label of all needles packaged and sold by Union Special.

Standard needle for Style 51200 BE is Type 108 GHS. It has a round shank, round point, extra short, double groove, struck groove, ball eye, spotted, ball point, chromium plated - sizes 070/027, 075/029, 080/032, 090/036, 100/040, 110/044, 125/049.

To have needle orders promptly and accurately filled, an empty package, a sample needle, or the type and size number should be forwarded. Use description on label. A complete order would read as follows: "1000 Needles, Type 108 GHS, Size 080/032."

Selection of the proper needle size should be determined by the size of thread used. Thread should pass freely through the needle eye in order to produce a good stitch formation.

IDENTIFYING PARTS

Where construction permits, each part is stamped with its part number. On some of the smaller parts, and on those where the construction does not permit, an identification letter is stamped in to distinguish the part from similar ones.

Part numbers represent the same part, regardless of catalog in which they appear.

IMPORTANT! ON ALL ORDERS, PLEASE INCLUDE PART NAME AND STYLE OF MACHINE FOR WHICH PART IS ORDERED.

USE GENUINE NEEDLES AND REPAIR PARTS

Success in the operation of these machines can be secured only with genuine UNION SPECIAL Needles and Repair Parts as furnished by the Union Special Corporation, its subsidiaries and authorized distributors. They are designed according to the most approved scientific principles, and are made with utmost precision. Maximum efficiency and durability are assured.

Genuine needles are packaged with labels marked *Union Special*®. Genuine repair parts are stamped with the Union Special trademark, U S Emblem. Each trademark is your guarantee of the highest quality in materials and workmanship.

TERMS

Prices are net cash and subject to change without notice. All shipments are forwarded f. o. b. shipping point. Parcel Post shipments are insured unless otherwise directed. A charge is made to cover postage and insurance.

OILING

The oil has been drained from the machine before shipping, and the reservoir must be filled before beginning to operate. Use a straight mineral oil with a Saybolt viscosity of 90 to 125 seconds at 100° Fahrenheit.

Oil is filled at the spring cap in the top cover and the level is checked at the sight gauge on the front of the machine. The oil level should be maintained between the red lines on the gauge. The capacity of the oil reservoir is 12 ounces.

The machine is automatically lubricated and no oiling, other than keeping the main reservoir filled, is necessary.

A daily check before the morning start should be made and oil added if required. Oil which has gone through the machine is filtered and pumped back into the main reservoir, making too frequent oilings unnecessary. Excessive oil in the main reservoir may be drained at the plug screw in the main frame directly under the handwheel.

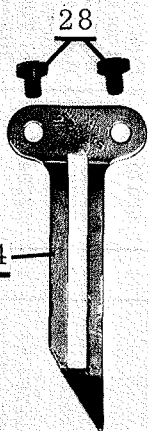
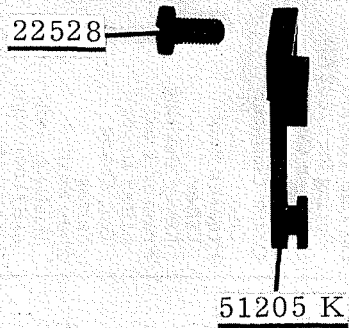
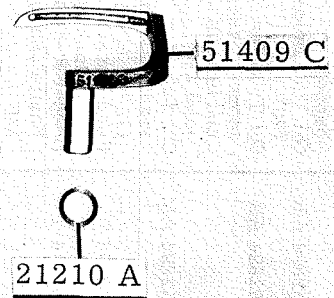
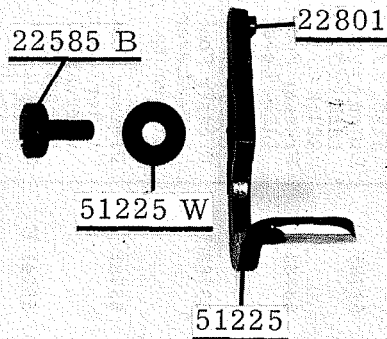
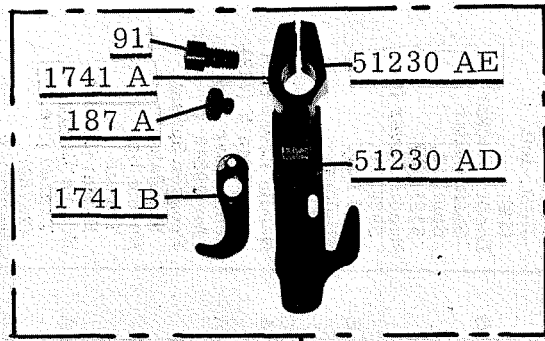
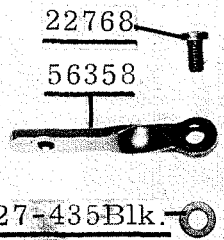
The following is a numerical list of the parts in this machine. Quantities, part numbers, and descriptions are given. Following the parts list are photographs of some of the major parts.

Amt.	Part No.	Description	Amt.	Part No.	Description	Amt.	Part No.	Description
1	8	Feed Rocker Shaft	2	531	Screw for 51493 BQ	1	21171 AC	Tape Reel Pin for 21171 AB (258 A)
3	18	Nut for 51240 E, 55241 N, 55244 G	1	643-127	Gasket for 51493 AG	1	21177 A	Tape Reel Spring
3	20	Washer for 51282AH	1	660-136	Feed Crank Link	1	21210 A	Collar for 21171 AB (22647 K-24)
2	20	Washer for 51236 G, 51758	1	660-168	Oil Tube (258 A)	1	21212	Looper Collar
2	25 S	Screw for 51282AJ	1	660-202	Knee Press Plate	1	B21375 AH	Oil Siphon Connection
1	27-435	Needle Bar	1	660-207	Cushion for 21664	1	21657-3	Locking Ring
	Blk.	Eyelet Washer	1	660-212	"O" Ring for pulley	1	21657 E	Belt Guard (93)
2	28	Screw for 51704	2	660-215	Oil Seal Ring for foot lifter lever	1	21657 W	Tension Release Separator (22598 C, 80557)
2	50-216	Pin for 51757 B	2	660-219 G	bushing	1	21657 X	Washer for 51757 B
1	50-458	Pin for 51241 K	1	666-65	Oil Seal Ring for 51150, 51250 E (22586 R)	1	21657 Y	Tension Release Lever Shaft
1	50-648	Lucite Oil Gauge	2	666-111	Retaining Ring for 52336	1	21660 H	Tension Release Lever Shaft Bushing
1	50-789	Oil Cap Hinge	2	666-114	Hinge Pin for 21662 R	1	21662 R	Tension Release Lever Connection (402, 22596)
	Blk.	Pin for 52882 AD	2	666-118	Oil Wick for 51144	1	21662 S	Knee Press Assembly
3	52 A	Looper Thread Eyelet (98 A)	2	666-149	Oil Wick for 8	1	21662 T	Knee Press Lifter Arm for 21660 H (660-219 G, 22650 CE-6, 39536 AD)
1	69 FD	Screw for 21664	2	666-170	Oil Wick for right main shaft bearing	1	21662 U	Knee Press Link Connection for 21660 H (531)
1	73	Screw for looper	1	666-179	Oil Wick for left main shaft bearing	1	21662 V	Knee Press Link for 21660 H
1	77	Screw for needle lever link pin, upper	1	666-201	Felt Wick for 51054	1	21662 W	Knee Press Lever for 21660 H (22557 A, 39536 AD)
1	77	Screw for 51054	1	666-208	Oil Wick for needle lever	1	21662 X	Torsion Spring for 21660 H
1	77	Screw for 51236 A	1	666-209	Wedge Pin for 666-111	1	21662 Y	Knee Press Plate Lever for 21660 H (69 FD)
2	77 F	Screw for 51281 AR	1	666-214	Felt Plug for 51294 U	3	22513	Mounting Bracket for 21660 H (80, 92201)
2	80	Screw for cloth plate	1	666-214	Oil Wick for 51294 X	1	22517	Finger Guard (22517 B)
2	80	Screw for 21664 F	2	667 B-10	Felt Siphon Cup Disc for 51294 U	2	22517 B	Screw for 35731 A
2	80	Screw for 51280 N	2	668-25	Felt Lint Filter for 51294 M	2	22517 C	Screw for 51273 C
1	81	Screw for 51242 Y (12982)	2	668-28	Dowel Pin for 51273 C	1	22519 C	Screw for 21695 Y
1	82	Screw for 51236 G	2	719	Eyelet for 51292 D	1	22519 H	Screw for 51235 A (51235 G)
2	87	Screw for throat plate	1	753	Eyelet Locking Ring for 51292 D	1	22524	Screw for 51244 B
2	88	Set Screw for 15465 F	1	753	Screw for 51150, 56350 A	1	22524	Feed Dog Height Adjusting Screw
1	88	Screw for 52894 AK	1	906	Support Axle Cone for 21171 AB (188 D)	6	22524	Screw for 51282 AF
2	90	Screw for 52882 Y	1	1349 A-5	Support Axle Cone for 21171 AB (22576)	1	22528	Screw for feed dog
2	90	Screw for 52882 AD	1	1741 A	Screw for 39271 A	1	22528	Screw for 51757 B
2	90	Screw for 52894 AB	1	1741 B	Screw for 51250 T (51242 M)	1	22537	Screw for 53783 N
1	91	Clamp Screw for presser foot	1	6042 A	Spring for 21177 A	1	22539 H	Plug Screw
2	93	Screw for B21375 AH	1	7947	Pin for 1741 B	3	22541 B	Screw for 52882 AD
1	95	Plug Screw for bed	1	12538	Chain Cutting Knife for 51220 K (187 A, 1741 A)	1	22542	Screw for 51282 Y
1	95	Screw for 51270 B	1	12982	Washer for 52894 AM	4	22548	Screw for 52882 AE
2	95	Screw for 51147	1	12982	Nut for 51294 R	2	22550	Screw for 51278 H
1	96	Screw for 51244	1	15465 F	Nut for 51241 K	1	22557 A	Screw for 21662 U (43137 E)
1	96	Spot Screw for 51723 A	1	20149 C	Lock Nut for 81	1	22557 B	Screw for 53783 L
2	98	Screw for 482	2	21114	Nut for 92201	2	22559 A	Bearing Cap Screw, lower, for 29105 AA
2	98	Screw for 51235	1	21171 S	Looper Rocker Cone for 29192 (88)	2	22559 B	Bearing Cap Screw, upper, for 29105 AA
1	98	Screw for 51244	1	21171 T	Pin for 51250 T	2	22559 G	Screw for 29066 R
3	98 A	Screw for 52 A	1	21171 U	Tape Reel Disc for 21171 AB	1	22560 B	Set Screw for 51134
1	98 A	Screw for 51291 A	1	21171 V	Tape Reel Support for 21171 AB (22581, 52782 C)	2	22560 B	Screw for 51493 BP
4	109	Tension Disc	1	21171 W	Tape Guide for 21171 AB (22585 C)	1	22562 A	Screw for 51254 J
2	166	Screw for 52972	1	21171 V	Tape Guide Support for 21171 AB (22585 A)	1	22564	Screw for ndl, lever link pin, lower
1	187 A	Screw for 1741 B	1	21171 W	Tape Guide Support for 21171 AB (22585 A)	3	22569 B	Screw for bearing housing
1	188 D	Thumb Screw for 753	1	21171 AB	Tape Guide Wire for 21171 AB (22585 A)	5	22569 B	Screw for 51282 Y
1	258	Nut for 51280 E	1	21171 AB	Tape Guide Wire for 21171 AB (22585 A)	3	22569 B	Screw for 51493 AH
1	258 A	Nut for 660-136	1	21171 AB	Tape Guide Wire for 21171 AB (22585 A)	15	22571 A	Plug Screw
2	258 A	Nut for 21171 AC	1	21171 AB	Tape Reel Assembly	2	22571 B	Plug Screw
1	258 A	Nut for 56334 E	1	21171 AB		1	22576	Screw for 753
1	258 A	Lock Nut for 51745	1	21171 AB		1	22580 D	Set Screw for 51723 A
1	258 A	Nut for 52894 AM	1	21171 AB		2	22581	Screw for 21171 S
2	269	Nut for 51236 G, 51240 E	1	21171 AB		1	22585 A	Screw for 21171 V
1	402	Screw for 53783 A						
2	482	Collar for 8 (98)						
1	531	Screw for 21662 S, 51257 M						

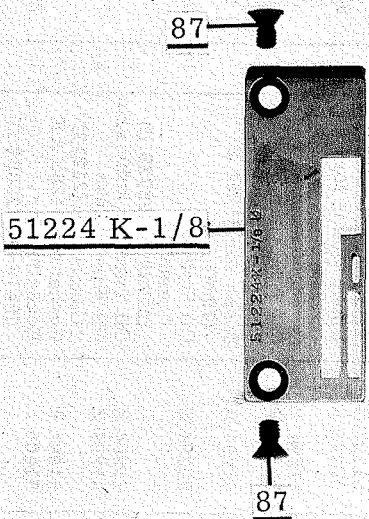

Amt.	Part No.	Description	Amt.	Part No.	Description	Amt.	Part No.	Description
1	22585 A	Screw for 21171 W	1	29476 KN	Knife Drive Connection	1	51230 AE	Presser Foot Shank for 51220 K (91)
2	22585 A	Screw for 51282AF			Assembly,	1	51235	Feed Rocker (98)
1	22585 B	Screw for 51225 (51225 W)			.112 inch throw	1	51235 A	Feed Rocker Arm (22519 C, 51235 G)
1	22585 C	Screw for 21171 U	2	35178 D	Spring for 666-65	2	51235 G	Washer for 22519 C
1	22586 R	Screw for 660-212 (51250 D, 51250 F)	2	35178 D	Spring for 666-114	2	51236 A	Link Pin for 51145 A (77)
			2	35731 A	Presser Bar Connection Guide Plate (22513)			
1	22596	Screw for 21657 Y	3	35772 H	Washer for 51281 AN	1	51236 B	Feed Crank Stud Cap (22768)
2	22596 D	Screw for 51250 S	1	39270 E	Upper Knife	1	51236 D	Feed Crank Link for 51236 E
1	22598 C	Screw for 21657-3	1	39271 A	Upper Knife Holder (906)	1	51236 E	Feed Crank Link Assembly
1	22647 K-24	Thumbscrew for 21177 A	2	39536 AD	Spring Washer for 21662 R, 21662 U	1	51236 F	Feed Crank Ferrule for 51236 E
1	22650 CE-6	Set Screw for 21662 R	1	39582 L	Oil Cap for 52882 AD	1	51236 G	Feed Crank Stud (20, 269, 82)
1	22729	Screw for 51243 C	2	41394 A	Gasket for 22733 B	1	51240 E	Looper Connecting Rod (18, 269)
1	22729 A	Screw for 51294 U	1	43137 E	Washer for 22557 A	1	51241 K	Looper Connecting Rod and Ball Joint, right (12538)
1	22729 B	Screw for 51294 U	1	43266	Nut for 51292 G	2	51242 L	Thrust Washer for looper drive lever rocker
1	22733 B	Screw for 52882 L (41394 A)	1	51054	Feed Crank Link Pin (77)	3	51242 M	Washer for 906 A, 22852 A, 52841 G
1	22758 C	Screw for 53783 A	2	51054	Link Pin for needle lever (77, 22564)	1	51242 P	Looper Drive Lever Shaft
3	22760 A	Screw for 51281 AP (35772 H)	1	51134	Feed Bar (22560 B)	1	51242 R	Looper Drive Lever Shaft Bushing, middle
2	22768	Screw for 51236 B	1	51134 C	Feed Bar Shaft	1	51242 S	Looper Drive Lever Shaft Bushing, rear
1	22768	Screw for 56358	1	51134 J	Feed Dog Holder Washer	1	51242 W	Looper Drive Lever (22811 B, 22894 H)
1	22768	Screw for 56358 A	1	51134 P	Felt for 51134 C	1	51242 Y	Looper Drive Lever Rocker (81, 22852 A, 51242 M)
1	22768	Screw for 51244 B	1	51134 R	Lubricating Felt Guard	1	51242 Z	Looper Drive Lever Shaft Bushing, front
1	22799 N	Screw for 52971 J	1	51142 F	Eccentric for 29476 KN (22894 T)	1	51243 C	Ball Stud Fork (22729)
1	22801	Screw for 51225	1	51144	Looper Rocker Shaft	1	51244	Looper Rocker Frame (96, 98)
1	22811 B	Screw for 51242 W	1	51145 A	Eccentric Bearing Assembly for 29476 DV	1	51244 B	Looper Rocker Shaft Arm (22519 H, 22768)
1	22819	Screw for 51217 E	1	51145 E	Eccentric Bearing Assembly for 29476 KN	2	51244 L	Thrust Washer for looper rocker shaft
1	22829	Lock Nut Screw for 51745	1	51147	Main Shaft Collar (95)	1	51244 N	Looper Rocker Shaft Clamp Collar (18, 51216 N, 55244 G)
1	22834	Needle Guard	1	51150	Needle Lever Shaft Stop Collar (719)	1	51246	Looper Rocker Stud Nut
2	22839 C	Adjusting Screw	1	51201 N	Cloth Plate (80, 22839 C)	1	51247	Main Shaft Counterweight (22894 J)
1	22845 B	Screw for 51281 AN	1	51205 K	Feed Dog (22528)	1	51249 B	Lower Knife
3	22848	Screw for 51282 AH (20)	1	51213	Looper Rocker for 29192	1	51250 A	Bushing for 51215 J
1	22848	Screw for 51758	2	51216 G	Needle Lever Connecting Rod	1	51250 D	Washer for 22586 R
9	22848	Screw for 52882 L	28	51216 M	Needle Bearing Roller for 29476 HA	1	51250 F	Gasket for 22586 R
1	22852 A	Screw for 51242 Y (51242 M)	1	51216 N	Washer for 56315	1	51250 S	Lower Knife Block (22596 D, 22852 A)
1	22852 A	Screw for 51250 S	1	51216 P	Nut for 56315	1	51250 T	Lower Knife Clamp (906 A, 20149 C)
1	22863	Feed Dog Holder	1	51217 E	Needle Bar (22819)	1	51254 C	Needle Bar Bushing, upper
1	22883 A	Adjusting Screw	1	51220 H	Presser Foot, optional for taping operation (91)	1	51254 D	Needle Bar Bushing, lower
1	22889 A	Plug Screw	1	51220 K	Presser Foot, where chaining is required (91)	1	51254 J	Needle Bar Connect. for 29348 Y (22562 A)
1	22889 A	Adaptor Plug	1	51221 C	Presser Foot	1	51256 C	Presser Bar Spring
2	22889 C	Screw for 51758	1	51222 K	where chaining is required (91)	1	51257 K	Presser Bar
1	22889 D	Plug Screw, back	1	51224 K-	Pulley (22894 F)	1	51257 M	Presser Bar Connection and Guide (531)
1	22889 D	Plug Screw, left	1	1/8	Main Shaft			
4	22894 C	Eccentric Set Screw for 29105 AA	1	51225	Throat Plate (87)			
2	22894 C	Screw for 52373 B	1	51225 W	Needle Guard (22585 B, 22801)			
1	22894 D	Eccentric Spot Screw for 29105 AA	1	51230 AC	Washer for 51225			
1	22894 D	Spot Screw for 51406	1	51230 AD	Presser Foot Bottom for 51220 H			
1	22894 F	Screw for pulley	1	51230 AD	Presser Foot Bottom for 51220 K			
1	22894 H	Screw for 51242 W						
2	22894 J	Screw for 51247						
1	22894 T	Set Screw for 51142 F						
1	29066 R	Needle Lever Connecting Rod Ball Joint Assembly (22559 G)						
1	29105 AA	Looper Drive Eccentric Assembly						
1	29192	Looper Rocker Assembly						
1	29348 Y	Needle Lever Assembly						
2	29476 DV	Feed Lift and Looper Avoid Eccentric Assembly, .062 inch throw						
1	29476 HA	Crankshaft Assembly, .770 inch throw						

Amt.	Part No.	Description	Amt.	Part No.	Description	Amt.	Part No.	Description
1	51257 AA	Presser Bar	1	51493 D	Oil Pump Driving Shaft	1	52892	Tension Post Support
1	51270 B	Needle Thread	2	51493 E	Driving Shaft Gear	2	52894 AB	Oil Tube Holder (90)
1	51272 D	Take-up Wire (95)	1	51493 AG	Oil Pump Housing (22569 B)	1	52894 AK	Oil Tube for looper rocker and left ball joint (88)
1	51273 C	Block Guide Collar	1	51493 AH	Oil Pump Housing Cover (22569 B)	1	52894 AM	Oil Tube for right ball joint (258 A, 6042A)
1	51278 H	Shaft Spring	1	51493 BK	Lint Filter Screen	2	52936	Feed Rocker Shaft Bushing
1	51280 E	Upper Knife Lever Stud Support Bracket (667 B-10, 22517)	1	51493 BP	Oil Pump Driving Gear (22560 B)	1	52944 T	Looper Rocker Shaft Bushing, left
1	51280 E	Chip Guard (22550)	1	51493 BQ	Oil Pump Driven Gear (531)	1	52944 U	Looper Rocker Shaft Bushing, right
1	51280 E	Throat Plate Support Pin (258)	1	51704	Cast-off Plate (28)	1	52971 J	Knife Clamp Plate (22799N)
2	51280 J	Dowel Pin for 51280 N	1	51723 A	Take-up (96, 22580 D)	1	52972	Knife Guide Collar (166)
1	51280 N	Throat Plate Support (80)	1	51745	Looper Rocker Cone Stud for 29192 (258 A, 22829, 51246)	1	52978 G	Hinge Pin for 51282 AJ
1	51281 AN	Cloth Plate Cover Spring (22760 A, 22845 B, 35772 H)	1	51757 B	Cast-off Plate Support (21657 E, 22528)	1	53783 A	Lifter Lever Link (402, 22758 C)
1	51281 AP	Cloth Plate Cover	1	51758	Frame Needle Thread Eyelet (20, 22848, 22889 A)	1	53783 L	Presser Foot Lifter Lever Bell Crank (22557 B)
1	51281 AR	Cloth Plate Cover Adjustable Extension (77 F)	1	52336	Link Pin for 52373 C (660-215)	1	53783 M	Presser Foot Lifter Lever Connecting Rod
1	51282 Y	Head Cover (22569 B)	2	52373 A	Bushing for 52373	1	53783 N	Presser Foot Lifter Lever, internal (22537)
1	51282 Z	Gasket for 51282 Y	1	52373 B	Knife Arm Stud	1	55241 E	Spring for 51241 K
1	51282 AE	Needle Lever Bearing Oiler (90)	1	52373 C	Knife Arm	1	55241 N	Looper Connecting Rod Ball Joint, left (18)
1	51282 AF	Oil Reservoir Top Cover (22524, 22585 A)	1	52470	Stop for looper connecting rod	1	55244 G	Looper Rocker Shaft Collar Stud (18, 51216 N)
1	51282 AH	Oil Shield (20, 22848)	1	52703 A	Edge Guide	1	56315	Needle Lever for 29348 Y
1	51282 AJ	Hinged Oil Shield (25 S)	2	52782 C	Adaptor Screw for 21171 S	1	56334 E	Feed Dog Holder (258 A, 51134 J)
2	51282 AK	Spring for 51282 AJ	1	52794 G	Oil Tube for feed lift and looper	1	56341 G	Spring for 51241 K
1	51283 H	Presser Foot Lifter and Tension Disc Release Lever	1	52841 G	Locking Stud for 51242 Y (52841 J)	1	56350 A	Needle Lever Stud for 29348 Y (719)
1	51290 T	Main Shaft Bushing, middle	1	52841 J	Nut for 52841 G	1	56354 A	Needle Bar Link for 29348 Y
1	51291 A	Looper Thread Guard (98 A)	1	52882 L	Oil Reservoir Back Cover (22733 B, 22848, 41394 A)	1	56356	Presser Spring Regulator
2	51292 A	Tension Post Ferrule	1	52882 M	Gasket for 52882 L	1	56358	Needle Bar Thread Eyelet (22768)
2	51292 C	Tension Nut	1	52882 P	Gasket for 52882 AD	1	56358 A	Needle Lever Thread Eye, (22768)
2	51292 D	Tension Thread Eyelet	1	52882 U	Gasket for 52882 AE	1	56390 E	Crankshaft Bearing Housing Gasket
1	51292 F-1	Tension Spring, looper	1	52882 W	Gasket for 22542	2	80557	Spacing Washer for 21657-3 52892
1	51292 F-5	Tension Spring, needle	1	52882 Y	Baffle Plate (90)	1	92201	Spring Adjusting Screw for 21664 F, (12982)
2	51292 G	Tension Post (43266)	1	52882 AA	Oil Drip Plate for 52882 AD (90)			
1	51294 K	Upper Clamp for 51294 U	1	52882 AC	Oil Cap Torsion Spring for 52882 AD			
1	51294 M	Oil Siphon Tube	1	52882 AD	Chamber Cover (22541 B)			
1	51294 P	Oil Tube Clamp (7947, 51294 R)	1	52882 AE	Crank Chamber Cover (22548)			
1	51294 R	Screw for 51294 P (7947)	1	52883 R	Presser Foot Lifter Lever Bushing			
1	51294 U	Oil Siphon Assembly (22729 A, 22729 B)	1	52883 S	Presser Foot Lifter Lever Bell Crank Spring			
1	51294 X	Oil Tube for knife arm	2	52890 C	Main Shaft Bushing, left and inner right			
1	51294 Z	Oil Siphon Tube Connection (21212)	1	52891 B	Crankshaft Housing, includes bushing (22569 B)			
1	51382 A	Gasket for 51282 AF						
1	51406	Eccentric for 29476 DV (22894 D)						
1	51409 C	Looper (73, 21210 A)						
2	51491 C	Lead-in Thread Eyelet						

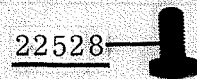
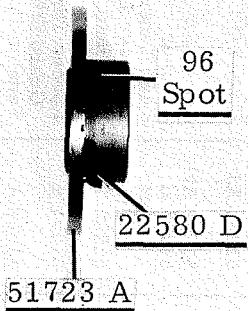
NOTE: Numbers in parenthesis following parts description indicate the screws, nuts, etc., used to attach or hold these parts.



51704




96 Spot



22819

51217 E

(2) 51280 J

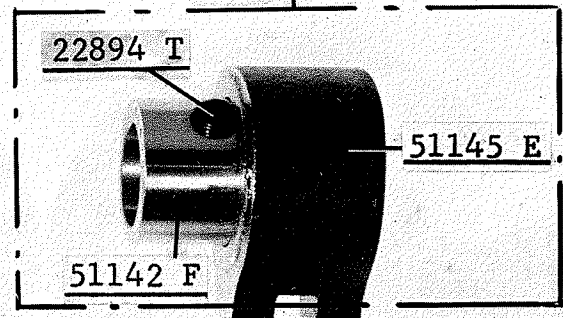


(2)80



51280 N

29476 KN



22894 T

51145 E

51142 F

52336

(2) 22894 C


52373 B

52373 C

(2) 667 B-10

51273 C

39271 A



(2)22517

906

52972

51272 D


39270 E

(2)166

51250 S



906 A



(2)22596 D

20149 C


22799 N

52971 J




51250 T

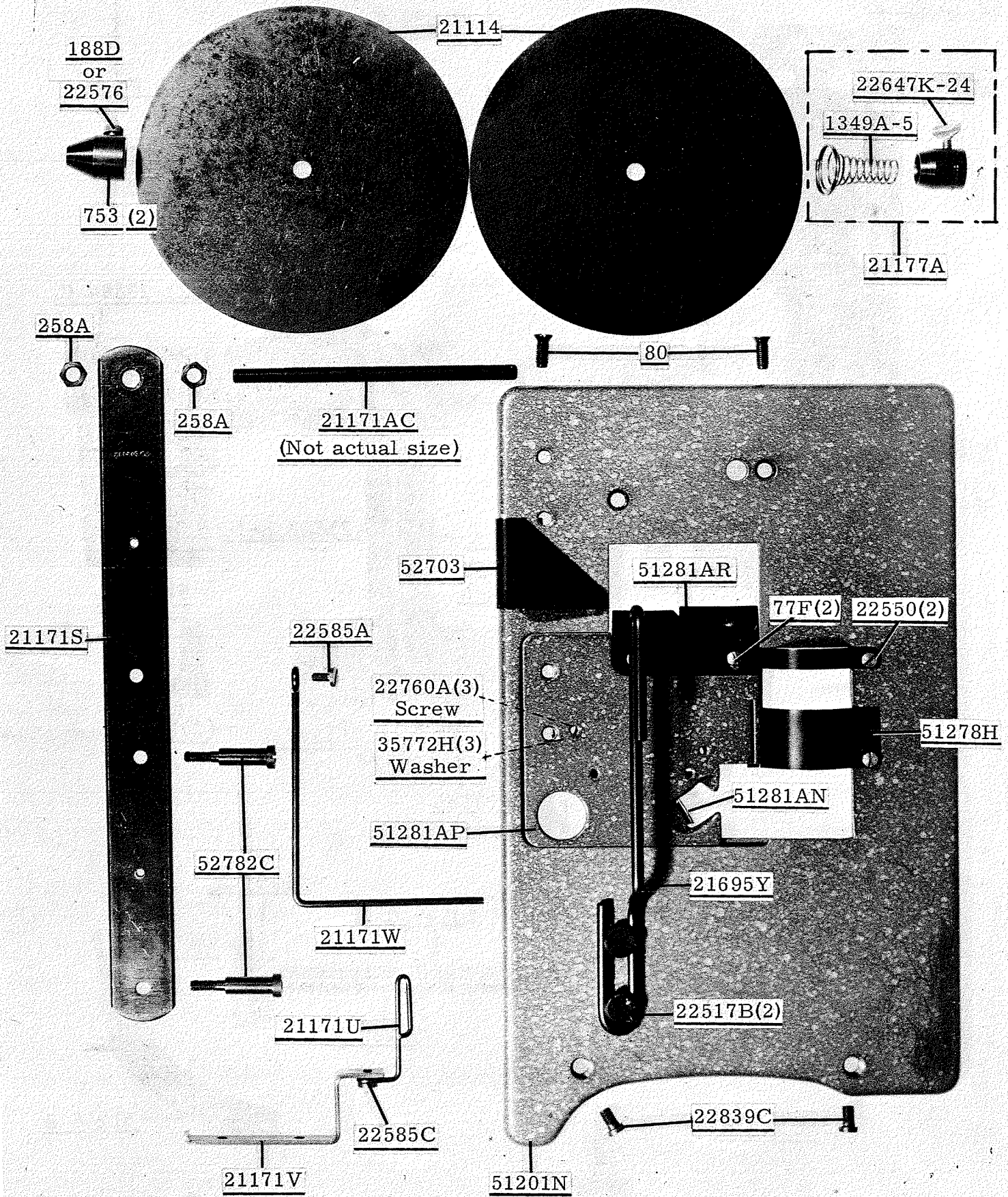
51242 M

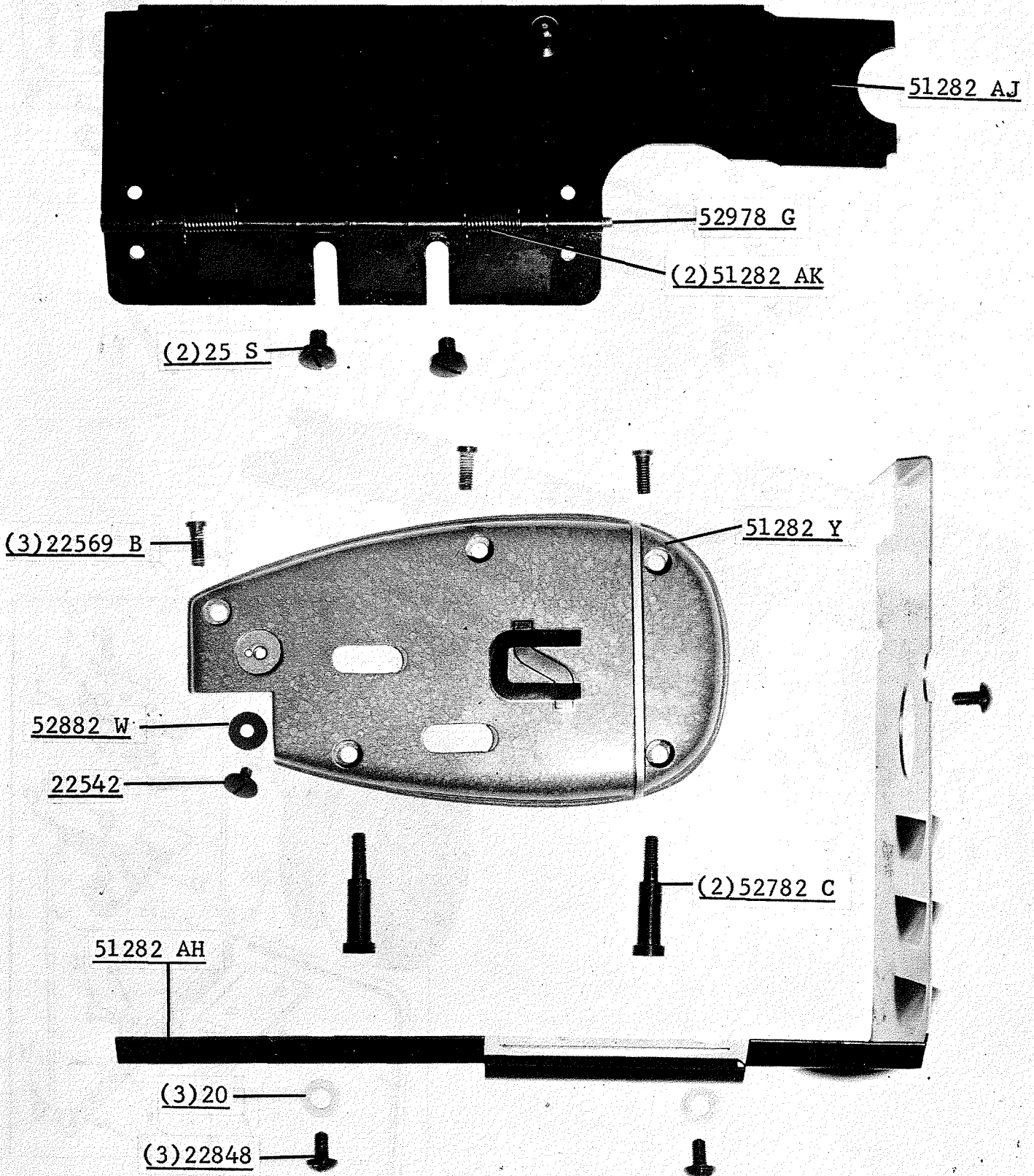


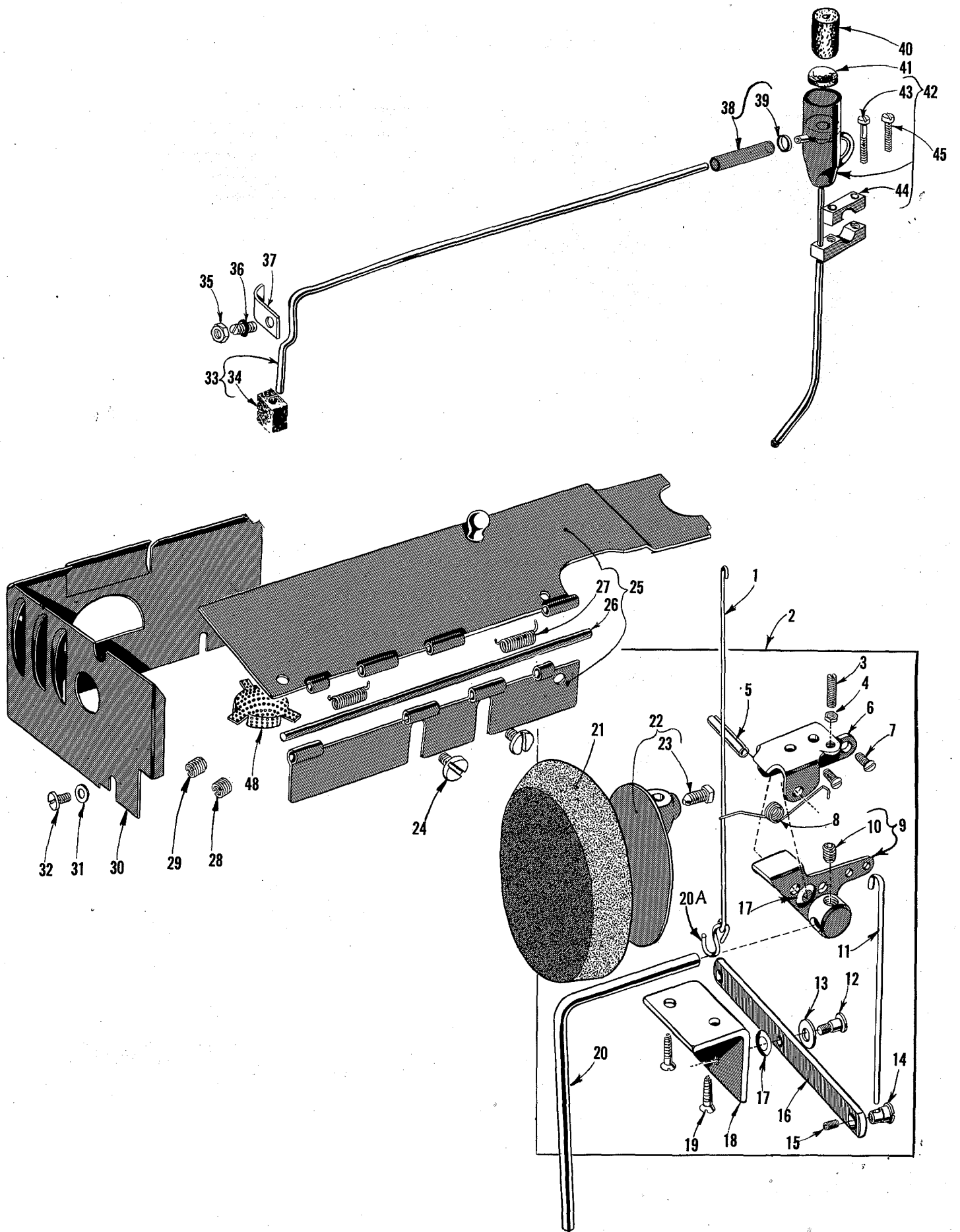
22852 A



51249 B







KNEE PRESS ASSEMBLY, OIL SIPHON ASSEMBLY AND
MISCELLANEOUS COVERS

Ref. No.	Part No.	Description	Amt. Req.
1	51493 BC	Lifter Link -----	1
2	21660 H	Knee Press Assembly -----	1
3	92201	Screw -----	1
4	12982	Nut -----	1
5	660-219 G	Roll Pin -----	1
6	21664 F	Mounting Bracket -----	1
7	80	Screw, for attaching -----	2
8	21662 V	Torsion Spring -----	1
9	21662 R	Knee Press Lifter Arm -----	1
10	22650 CE-6	Screw -----	1
11	21662 T	Knee Press Link -----	1
12	22557 A	Screw -----	1
13	43137 E	Washer -----	1
14	21662 S	Knee Press Link Connection -----	1
15	531	Screw -----	1
16	21662 U	Knee Press Lever -----	1
17	39536 AD	Spring Washer -----	2
18	21664 C	Bracket -----	1
19	SC303	Wood Screw, #12 x 1 inch -----	2
20	21663 A	Knee Press Plate Lever -----	1
20A	660-264	"S" Hook -----	1
21	660-168	Knee Press Plate Cushion -----	1
22	21664	Knee Press Plate -----	1
23	69 FD	Screw -----	1
24	25 S	Screw -----	2
25	51282 AJ	Hinged Oil Shield -----	1
26	52978 G	Hinge Pin -----	1
27	51282 AK	Spring -----	2
28	22889 D	Adaptor Plug Screw, left side -----	1
29	22889 C	Adaptor Plug Screw, back -----	2
30	51282 AH	Oil Shield -----	1
31	20	Washer -----	3
32	22848	Screw -----	3
33	51294 M	Oil Siphon Tube -----	1
34	666-214	Felt Lint Filter -----	1
35	7947	Nut -----	1
36	51294 R	Screw -----	1
37	51294 P	Oil Tube Clamp -----	1
38	51294 Z	Oil Tube Connection -----	1
39	21212	Locking Ring, for oil siphon connection -----	1
40	666-201	Felt Plug -----	1
41	666-209	Felt Plug -----	1
42	51294 U	Oil Siphon Assembly -----	1
43	22729 B	Screw -----	1
44	51294 K	Clamp, upper -----	1
45	22729 A	Screw -----	1
48	51493 BK	Lint Filter Screen -----	1

Here are Oil Specifications for Union Special Sewing Machines



Specification 174 specifies a high quality petroleum oil, viscosity 100 seconds at 100°F. Recommended for all oiling applications on high speed machines.

Specification 175 specifies a high quality petroleum oil, viscosity 100 seconds at 100°F., water white or with a maximum A.S.T.M. color number of 1. *For use where freedom from oil staining is paramount.*

Specification 87 specifies a high quality petroleum oil, viscosity 300 seconds at 100°F.

Specification 100 specifies a general purpose high quality grease for use in ball bearings and transmitters. It is similar to commercial N.L.G.I., grease No. 3. Where No. 3 grease is not obtainable, No. 2 may be used.

UNION SPECIAL

SPECIFICATION NO.	174	175	87
Viscosity S.S.U. at 100°F	90-125	90-125	300-350
Flash (Min.)	350	350	350
Pour (Max.)	20	20	20
Color A.S.T.M. (Max.)	3	1	3
Neutralization No. (Max.)	0.10	0.10	0.10
Viscosity Index (D & D Min.)	85	85	85
Compounding	None	None	None
Copper Corrosion (Max.)	1A	1A	1A

*Anline No. 175-225 175-225 175-225

*Used with Buna N Rubber "O" Retainers

NOTE 1: The use of non-corrosive additives in oils meeting above classification is desirable but not essential. These may include:

1. Oxidation inhibitors
2. Rust inhibitors
3. Lubricity additives
4. Anti-oxidants
5. Film strength additives

These additives must be completely soluble in the oil and not removable by wick feeding nor shall they separate.

NOTE 2: Oils containing the following type additives shall not be used at any time:

1. Extreme pressure additives—corrosive
2. Tackiness or adhesive additives
3. Lead soap additives
4. Detergents

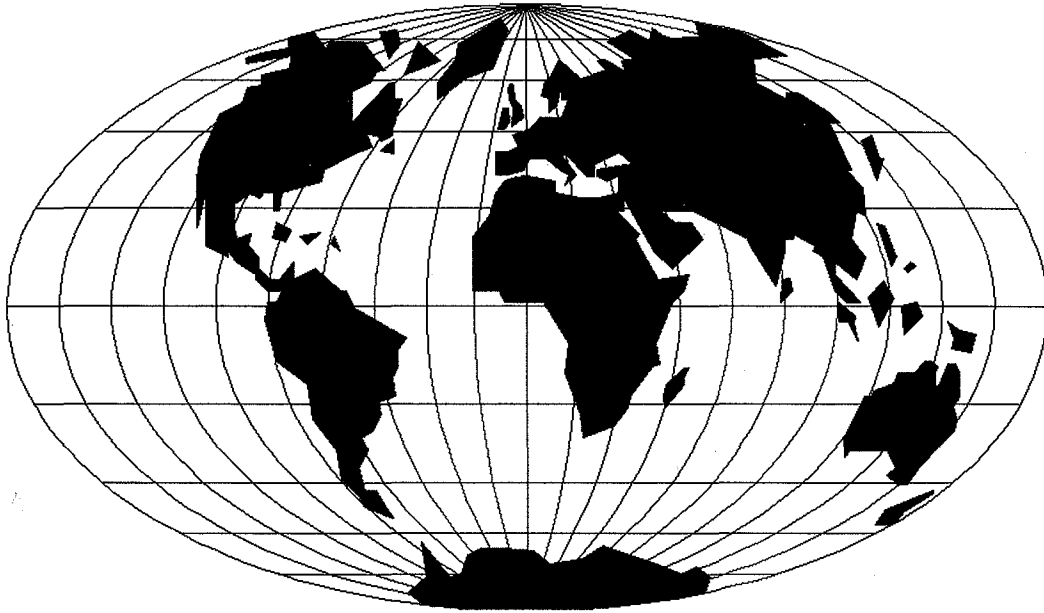


**UNION SPECIAL
CORPORATION**



[Faint, illegible text, likely bleed-through from the reverse side of the page]

[Faint, illegible text, likely bleed-through from the reverse side of the page]



WORLDWIDE SALES AND SERVICE

Union Special Corporation maintains sales and service facilities throughout the world. These offices will aid you in the selection of the right sewing equipment for your particular operation. Union Special Corporation representatives and service technicians are factory trained and are able to serve your needs promptly and efficiently. Whatever your location, there is a qualified representative to serve you.

Corporate Office: One Union Special Plaza
Huntley, IL 60142
Phone: 708•669•5101
Fax: 708•669•1096

European Distribution Center: Union Special GmbH
Raiffeisenstrasse 3
D-71696 Möglingen, Germany
Tel: 49•07141•247•0
Fax: 49•7141•247•100

Brussels, Belgium
Charlotte, N.C.
Commerce, CA
El Paso, TX
Hong Kong, China
Huntley, IL
Leicester, England
Lille, France
Miami, FL
Milan, Italy
Mission, TX
Möglingen, Germany
Montreal, Quebec
Osaka, Japan

Other Representatives throughout
all parts of the world.



Union Special
INDUSTRIAL SEWING EQUIPMENT