

**FIRST
EDITION**



Union Special
INDUSTRIAL SEWING EQUIPMENT

CATALOG NO. T124M

STYLES

51000B

51100R

51100S

**SINGLE NEEDLE CYLINDER BED
DOUBLE LOCKED STITCH MACHINES FOR
MOCK-LINKING KNIT BORDERS**

Union Special Wants to Help You Cut Sewing Machine Maintenance Costs

Union Special is offering two practical systems to help pinpoint and reduce your sewing machine maintenance costs: a record keeping system to help spot machines requiring abnormally high maintenance, and a parts inventory system to speed routine repairs.

Machine Maintenance Records

Repair-prone machines or inexperienced competent operators can eat up your maintenance dollars in short order. To help spot these problems, Union Special suggests two variations of a simple maintenance record keeping system using cards provided by Union Special.

The first system utilizes a "Machine Maintenance Record" card (Form 237) for each sewing machine in a plant. When a repair is required, the card is pulled from the file and the repair date, parts used, and their cost are entered in the spaces provided and the card is refilled.

The second system is normally used when more detailed information on repair costs is desired. Two record cards are used: a "Repair Request Card" (Form 234), and a "Machine Repair Record" (Form 233). When a machine requires service, the forelady or foreman fills out the top of a "Repair Request Card" and gives it to a mechanic. He fills in the time the repair work is started, the parts used and their cost,

and the completion time. This data is then transferred to the permanent "Machine Repair Record" kept in the office.

Whichever system is used, management now has an invaluable tool to reduce needless maintenance costs.

Repair Part Inventories

While record keeping tells management which machines require abnormally high maintenance, it does little to help reduce the downtime caused by routine repairs. To alleviate this situation, Union Special recommends that manufacturers establish a formal parts inventory system for each type of sewing machine they operate.

Excessive machine downtime and wasted hours by mechanics can be eliminated with an orderly in-plant inventory of the most commonly needed parts. There is no longer a need to cannibalize other machines for spare parts. Long waits for deliveries are avoided and machine downtime is kept to a minimum. The cost of a parts inventory is small when the overall savings are considered.

For free sample copies of the machine record cards and spare part inventory lists for a variety of the most popular machines, contact your local Union Special Representative or write direct to Union Special.

Union Special
FINEST QUALITY

Style 51000 B

Suggested Minimum Spare Parts List*

Part Number	Description	Minimum Quantity Per 5 Machines	Part Number	Description	Minimum Quantity Per 5 Machines
51020 B	Presser foot	1	21210	Looper collar	2
51005 A	Feed dog, lower	1	39151	Needle clamp nut	2
51026 B	Feed dog, upper	1	22564	Needle bar clamp screw	2
22528	Screw for feed dogs	4	906 A	Upper feed dog adjusting screw	2
51024 A	Throat plate	1	907	Adjusting screw nut	2
22570	Screw for throat plate	4	95	Screw for top feed lifter	2
947 G	Needles (specify size)	100	20	Washer for upper feed dog	2
51008 B	Looper	1	73	Screw for looper	2
51010 B	Looper needle guard	1	21225-3/16	Looper gauge	1
73 A	Looper needle guard screw	2	29484	Screw assortment	1

*The parts and quantities listed above are intended to assist you in setting up the initial inventory of spare parts. An efficient inventory can only be established according to actual usage. The nature of the sewing operation will determine actual usage.

Catalog No. T124 M

LIST OF PARTS

CLASSES 51000, 51100

Styles

51000 B

51100 R

51100 S

First Edition

Copyright 1962

by

Union Special Corporation
Rights Reserved in All Countries

UNION SPECIAL CORPORATION

INDUSTRIAL SEWING MACHINES

CHICAGO

Printed in U.S.A.

November, 1978

IDENTIFICATION OF MACHINES

Each UNION SPECIAL machine is identified by a Style number which is stamped into the name plate on the machine. Style numbers are classified as standard and special. Standard Style numbers have one or more letters suffixed, but never contain the letter "Z". Example: "Style 51000 B". Special Style numbers contain the letter "Z". When only minor changes are made in a standard machine, a "Z" is suffixed to the standard Style number. Example: "Style 51000 BZ".

Styles of machines similar in construction are grouped under a class number, which differs from the style number in that it contains no letters. Example: "51000".

APPLICATION OF CATALOG

This catalog applies specifically to the Standard Styles of machines as listed herein. It can also be applied with discretion to some Special Styles of machines in Classes 51000 and 51100. Reference to direction, such as right, left, front, back, etc., are given from the operator's position while seated at the machine. Operating direction of the handwheel is toward the operator.

STYLE OF MACHINE IN CLASS 51000

Left Hand Flat Bed High Throw Machine, Single Needle, 1 1/2 Inch Needle Bar Travel, 1 1/4 Inch Looper Travel, Needle Bearings for Feed Crank, Feed Lift and Looper Avoid Eccentric, Single Reservoir Enclosed Automatic Lubricating System, Filter Type Oil Return Pump, Lateral Looper Travel, Maximum Work Space to Left of Needle Bar 8 1/2 Inches.

51000 B Upper and under feed machine for seaming valve type multi-wall paper bags. Stitch range 3 1/2 to 7, set at 3 1/2 S.P.I. Seam specification with valve type attachment, 401-BSa-1.

STYLES OF MACHINES IN CLASS 51100

Right Hand Flat Bed High Throw Machine, Single Needle, 1 1/2 Inch Needle Bar Travel, 1 1/4 Inch Looper Travel, Needle Bearings for Feed Crank, Feed Lift and Looper Avoid Eccentric, Single Reservoir Enclosed Automatic Lubricating System, Filter Type Oil Return Pump, Lateral Looper Travel, Maximum Work Space to Right of Needle Bar 8 1/2 Inches.

51100 R Upper and under feed machine for seaming valve type multi-wall paper bags. Stitch range 3 1/2 to 7, set at 3 1/2 S.P.I. Seam specification with valve type attachment, 401-BSa-1.

51100 S Same as 51100 R, except fitted with round belt pulley.

NEEDLES

Each UNION SPECIAL needle has both a type number and size number. The type number denotes the kind of shank, point, length, groove, finish and other details. The size number, stamped on the needle shank, denotes the largest diameter of blade measured in thousandths of an inch, midway between the shank and the eye. Collectively, the type number and the size number is the complete symbol.

Standard needle for Styles 51000 B, 51100 R and 51100 S is Type 947 G. It has a round shank, spear point, long length, double groove, ball eye, spotted, chromium plated - available in sizes 185/073, 200/080, 230/090.

NEEDLES (continued)

To have needle orders promptly and accurately filled, an empty package, a sample needle, or the type and size number should be forwarded. Use description on label. A complete order would read: "1000 Needles, Type 947 G, 185/073".

Selection of the proper needle size should be determined by size of thread used. Thread should pass freely through needle eye in order to produce a good stitch formation.

USE GENUINE NEEDLES AND REPAIR PARTS

Success in the operation of these machines can be secured only with genuine UNION SPECIAL Needles and Repair Parts as furnished by the Union Special Corporation, its subsidiaries and authorized distributors. They are designed according to the most approved scientific principles, and are made with utmost precision. Maximum efficiency and durability are assured.

Genuine needles are packaged with labels marked *Union Special*[®]. Genuine repair parts are stamped with the Union Special trademark, U S Emblem. Each trademark is your guarantee of the highest quality in materials and workmanship.

IDENTIFYING PARTS

Where construction permits, each part is stamped with its part number. On some of the smaller parts, and on those where construction does not permit, an identification letter is stamped in to distinguish the part from similar ones.

Part numbers represent the same part, regardless of catalog in which they appear.

IMPORTANT! ON ALL ORDERS, PLEASE INCLUDE PART NAME AND STYLE OF MACHINE FOR WHICH PART IS ORDERED.

TERMS

Prices are strictly net cash and are subject to change without notice. All shipments are forwarded f. o. b. shipping point. Parcel Post shipments are insured unless otherwise directed. A charge is made to cover postage and insurance.

OILING

The oil has been drained from the machine before shipping, and the reservoir must be filled before beginning to operate. Use a straight mineral oil with a Saybolt viscosity of 90 to 125 seconds at 100° Fahrenheit.

Oil is filled at the oil cup in the top cover and the level is checked at the sight gauge on the front of the machine. The oil level should be maintained between the red lines on the gauge. The capacity of the oil reservoir is 12 ounces.

The machine is automatically lubricated, and no oiling, other than keeping the main reservoir filled, is necessary.

A daily check before the morning start should be made and oil added if required. Oil which has gone through the machine is filtered and pumped back into the main reservoir, making too frequent oilings unnecessary. Excessive oil in the main reservoir may be drained at the plug screw in the main frame directly under the handwheel.

The following is a numerical list of the parts used in this machine. Quantities, part numbers, and descriptions are given. Following the parts lists are photographs of some of the major parts.

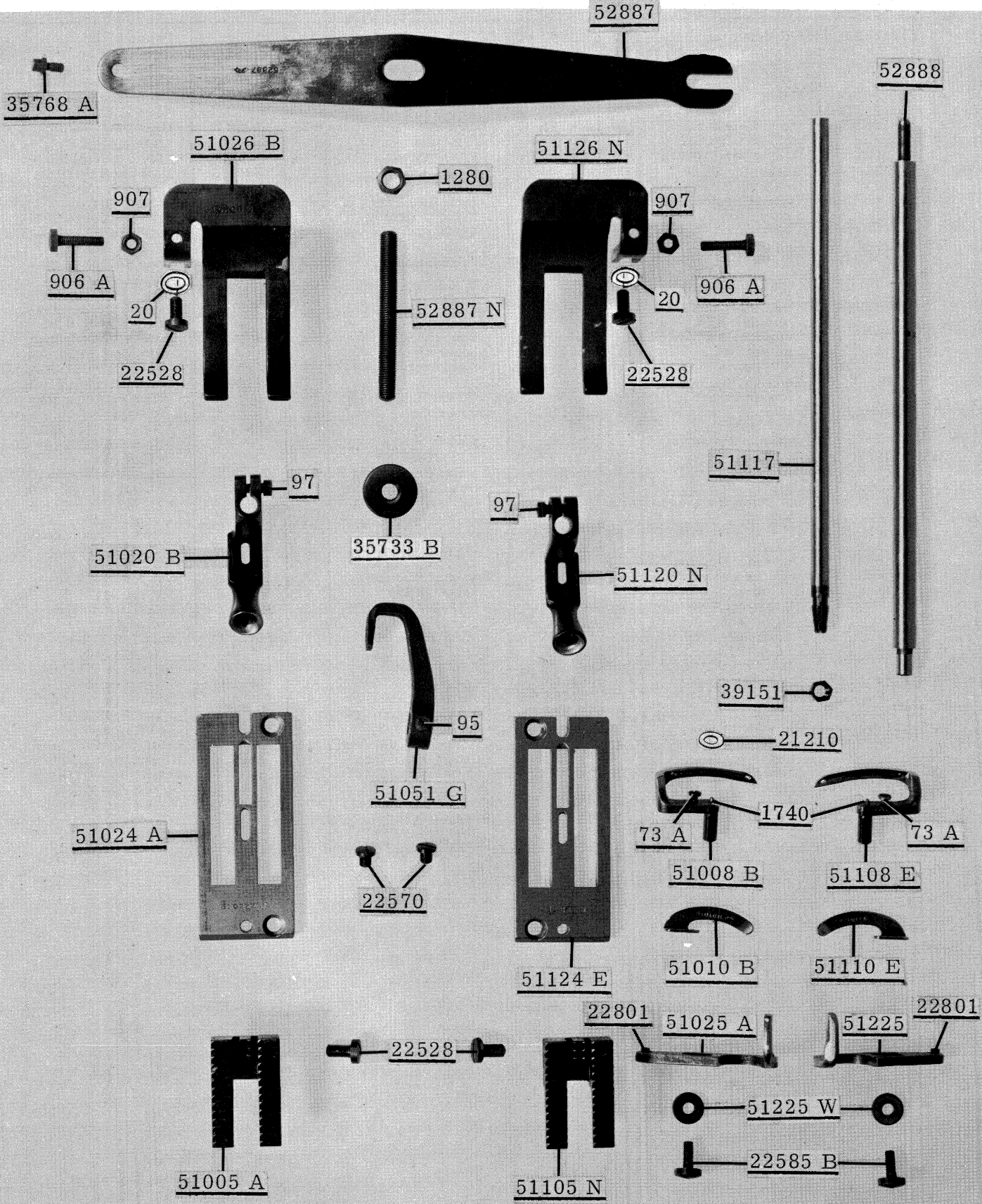
Amt.	Part No.	Description	Amt.	Part No.	Description	Amt.	Part No.	Description
1	8	Feed Rocker Shaft	1	98	Screw for 51044	1	1740	Pin for 51008 B, 51108 E
1	18	Nut for 43242 N	2	98	Screw for 51135 R			
1	18	Nut for 51036	1	98	Screw for 51244	2	6042 A	Washer for 51035 A
1	18	Nut for 51041 E	3	98 A	Screw for 52 A	2	6042 A	Washer for 51135 P
1	18	Nut for 51240 E	4	109	Tension Disc	1	11638 M	Nut for 51093 E
1	18	Nut for 52841 A	2	187 A	Screw for 51082 L	1	11638 M	Nut for 51193 F
1	20	Washer for 51036	2	187 A	Screw for 51182 K	1	12538	Nut for 51041 G
1	20	Washer for 51070	1	FI231	Felt	1	12538	Nut for 51241 K
1	20	Washer for 51136 E	1	258	Nut for 51034	1	12982	Nut for 81
1	20	Washer for 51170 E	1	258	Nut for 51134 B	3	14649	Collar for feed rocker shaft (88)
1	20	Washer for 51758	1	258 A	Nut for 51080 A			
1	20	Washer for 51126 N	1	258 A	Lock Nut for 51745	1	15430 C	Nut for 51216
2	CL21	Oil Wick for 51093 F	1	269	Nut for 43242 N	1	15430 D	Nut for 51216
2	CL21	Oil Wick for 51193 P	1	269	Nut for 51136 E	1	15465 F	Looper Rocker Cone for 29192 (88)
1	27-235 Blk.	Shim	1	269	Nut for 51240 E			
2	50-216 Blk.	Pin for cast-off wire support	1	402	Stud for 51083	1	15465 F	Looper Rocker Cone for 29192 J (88)
1	50-458 Blk.	Spring Pin for 51041 G	2	531	Screw for 51493 BP	1	21102 B	Eyelet Rod
1	50-458 Blk.	Spring Pin for 51241 K	2	531	Screw for 51493 BQ	1	21104 B-18	Vertical Thread Stand Rod
3	52 A	Thread Eyelet (98 A)	1	538	Screw for 51034	1	21104 B-18	Horizontal Thread Stand Rod
			2	539	Needle Thread Eyelet	1	21104 B-24	Vertical Thread Stand Rod
			1	643-127 Blk.	Gasket for 51093 P	1	21104 C	Thread Stand Rod Connection (22650 CE-6)
			1	643-127 Blk.	Gasket for 51493 F	1	21104 D	Spool Seat (22650 CB-3)
			1	652 D-8	Washer for 22747 A	2	21104 E	Spool Seat Connection
			1	660-147	Brass Coupling	2	21104 G	Spool Pin (21104 H)
			1	660-169	Needle Bearing for 51236 E	2	21104 H	Nut for 21104 G
1	73	Screw for looper	1	660-203	Rivet for 29348 G	2	21105 J	Eyelet
1	73 A	Screw for looper needle guard	1	660-203	Rivet for 29348 J	1	21114 A	Thread Stand Base (22651 CD-3)
3	74	Screw for customer's driving gear, for 51000 B, 51100 R	1	660-212	Oil Seal Ring for 51150, 51250 E	2	21114 M	Locking Ferrule for 51192 G
1	TA75	Tape Disc	2	666-65	Oil Wick for looper rocker shaft	1	21127	Thread Stand Rod Coupling (22651 CD-3)
1	77	Screw for 29348 G, upper link pin	1	666-97	Oil Sight Gauge	2	21145	Wood Cones
1	77	Screw for 29348 J, upper link pin	1	666-98	Oil Cup for 51082 G	1	21210	Looper Collar
4	77	Screw for 51054, 51236 A	1	666-98	Oil Cup for 51282 W	1	21217 A	Eyelet Rod Support (22650 CB-4, 22651 CD-4)
1	77	Screw for 51204 A, for 51000 B	1	666-101	Felt Wick for 51193 F	1	21657 E	Washer for 22528
1	77 A	Screw for 51204 A, for 51100 R, S	1	666-101	Felt Wick for 51093 E	1	21657 Z	Tension Release Shaft Tube
			2	666-101	Felt Wick for 51193 J	4	22513	Screw for 35731 A
			4	666-114	Oil Wick for feed rocker shaft	1	22519 H	Screw for 51244 B
					Oil Wick for main shaft	1	22524	Screw for 51082 C
3	80	Screw for cloth plate	1	666-121	Felt for 51093 K	7	22524	Screw for 51282 L
1	81	Screw for 51042 E (12982)	1	666-121	Felt for 51293 U	1	22528	Screw for feed dog, lower
1	81	Screw for 52742 K (12982)	1	666-123	Felt for 51093 J	1	22528	Screw for feed dog, upper
2	J87 J	Screw for 51004, 51104 K	1	666-124	Oil Wick for needle bar	2	22528	Screw for 29348 G
2	J87 J	Screw for 51104 J, 51104 K	1	666-128	Oil Wick for 51041 G	1	22528	Screw for 51057 A (21657 E) 51000 B
2	88	Screw for 14649	1	666-130	Oil Wick for 51241 K	1	22528	Screw for 51157 J (21657 E) 51100 R, S
2	88	Set Screw for 15465F	1	666-130	Felt Wick for 51134 S	2	22539 A	Plug Screw
1	88 B	Screw for 51044 B	2	666-138	Oil Wick for 51034 L	4	22548	Screw for 52882 AE
1	88 B	Screw for 52944 G	2	666-138	Oil Wick for 51134 L	1	22557	Screw for 51083 (43232 R)
1	90	Screw for 51134 V	1	666-149	Felt Wick for 51054	1	22557	Screw for 51183 (43232 R)
4	90	Screw for 51082 P	1	666-170	Wick for 51134 V	2	22559 A	Screw for 29105 R, small ball end
4	90	Screw for 52894 AB	1	666-170	Oil Wick for 51250 E	2	22559 A	Screw for 29105 Y, small ball end
2	93 A	Screw for 29348 J	1	666-179	Wedge Pin for 666-111	2	22559 B	Screw for 29105 R, large ball end
1	95	Screw for 51051 G	2	668-27	Eyelet for 51192 G	2	22559 B	Screw for 29105 Y, large ball end
2	95	Screw for 51147	2	719	Screw for 51150, 51250 E	2	22559 E	Screw for 29476 DT
1	HA95	Screw for 51034 L	1	906 A	Adjusting Screw for upper feed dog (907)	2	22559 E	Screw for 29476 EV
1	HA95	Screw for 51134 L	1	907	Nut for 906A, 22562	1	22560 B	Screw for 51034
1	96	Spot Screw for 51023 A	1	1280	Nut for 52887 N	2	22560 B	Screw for 51051
1	96	Screw for 51044	2			1	22560 B	Screw for 51134 B
1	96	Spot Screw for 51123 H	2			2	22560 B	Screw for 51751
1	96	Screw for 51244	1					
1	97	Screw for presser foot	1					
2	97 A	Screw for 29066 N	2					
2	97 A	Screw for 51041 G	1					
2	97 A	Screw for 51241 K						

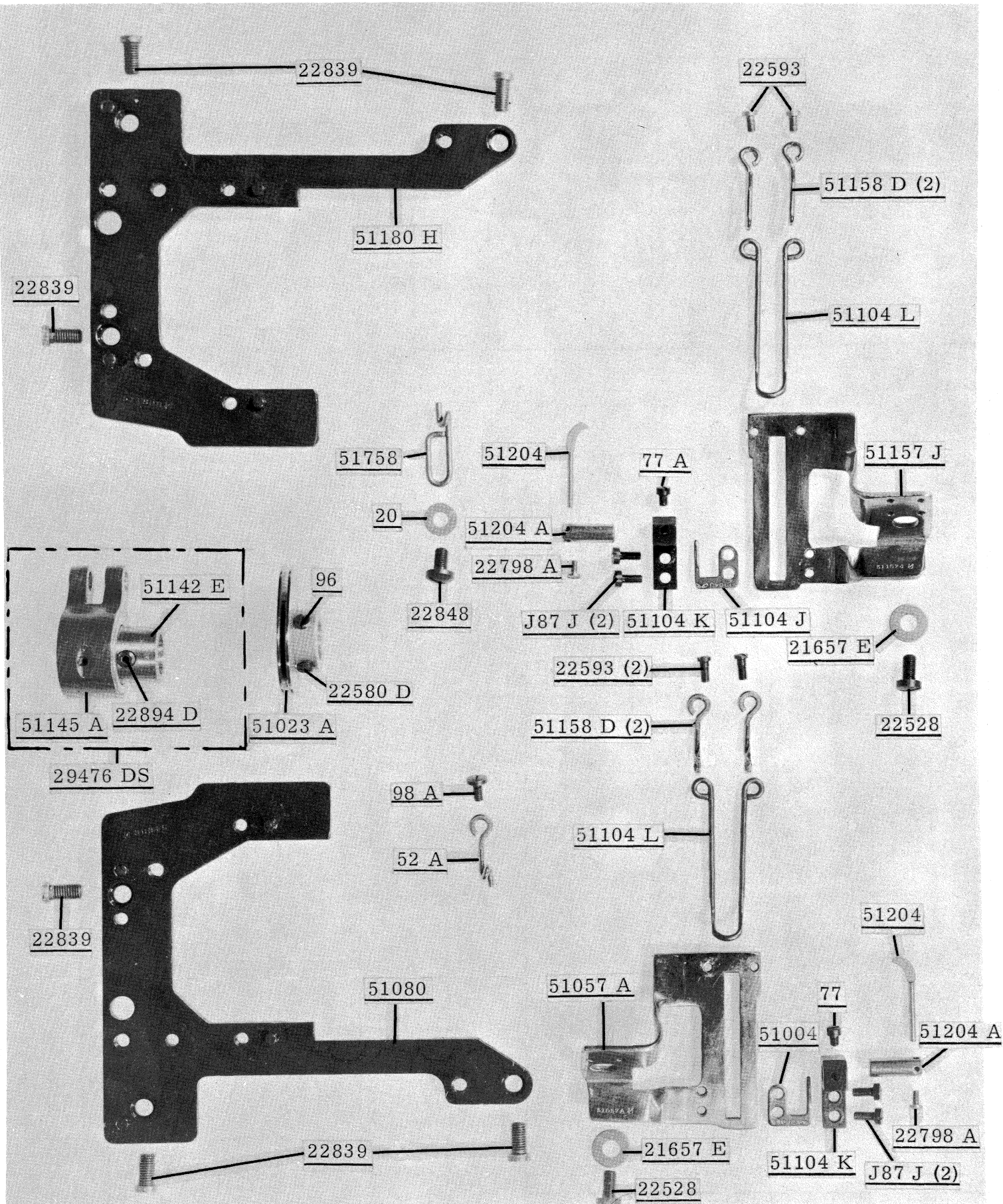
Amt.	Part No.	Description	Amt.	Part No.	Description	Amt.	Part No.	Description
1	22562	Screw for 51186 E	3	22894 C	SetScrew for 29105 R	1	51008 B	Looper for 51000 B (73, 1740)
1	22562 A	Screw for 51254 H	3	22894 C	SetScrew for 29105 Y			
1	22564	Screw for 29348 G, 29348 J	2	22894 D	Spot Screw for 29105 R	1	51010 B	Looper Needle Guard for 51000 B (73 A)
3	22569 B	Screw for 51093 P	2	22894 D	Spot Screw for 29105 Y	1	51013	Lpr. Rock. for 29192 J
3	22569 B	Screw for 51493 F				1	51015 B	Needle Lever for 29348 G
3	22569 B	Screw for bearing housing	1	22894 D	Spot Screw for 51142 E	1	51020 B	Presser Foot for 51000 B (97)
3	22569 G	Screw for 51093 P	1	22894 D	Spot Screw for 51142 F	1	51021	Pulley for 51000 B, 51100 R (22597 A, 22597 B)
3	22569 G	Screw for 51493 F						
2	22570	Screw for throat plate	1	22894 H	Screw for 51042 D	1	51022	Main Shaft for 51000 B
			1	22894 H	Screw for 52742 H	1	51023 A	Take-up for 51000 B (96, 22580 D)
			1	29066 N	Needle Lever Connecting Rod Upper Bearing Assembly (97 A)	1	51024 A	Throat Plate for 51000 B (22570)
34	22571 D	Plug Screw				1	51025 A	Needle Guard for 51000 B (22585 B, 22801)
1	22580 D	SetScrew for 51023 A				1	51026 B	Feed Dog, upper, for 51000 B (906 A, 907, 22528)
1	22580 D	SetScrew for 51123H				1	51034	Lower Feed Bar for 51000 B (77, 22834)
2	22585 A	Screw for 51082 C	1	29105 R	Looper Drive Eccentric Assembly, for 51100 R, S (22559 A, 22559 B, 22894 C, 22894 D)	1	51034 L	Upper Feed Bar for 51000 B (HA95)
2	22585 A	Screw for 51282 L				1	51034 M	Upper Feed Bar Arm for 51000 B
1	22585 B	Screw for needle guard (51225 W)				1	51034 N	Upper Feed Bar Spring for 51000 B
1	22586	Screw for 51134 S				1	51035	Feed Rocker for 51000 B (92127)
1	22586 R	Screw for 680-212				1	51035 A	Feed Rocker Arm for 51000 B (6042 A, 55235 D, 55235 E)
2	22593	Screw for 51104 L				1	51036 A	Feed Crank Stud for 51000 B (18, 20, 22799 F, 51136)
1	22597	Spot Screw for 51321 A	1	29105 Y	Looper Drive Eccentric Assembly, for 51000 B (22559 A, 22559 B, 22894 C, 22894 D)	1	51041 E	Looper Connecting Rod Ball Joint, right, for 51000 B (18, 22729 C)
1	22597 A	SetScrew for 51021				1	51041 G	Looper Connecting Rod and Ball Joint, left, for 51000 B (97 A, 12538)
1	22597 A	SetScrew for 51321 A				1	51042 A	Looper Drive Lever Shaft for 51000 B (22811 B, 22894 H)
1	22597 B	Spot Screw for 51021				1	51042 D	Looper Drive Lever Rocker for 51000 B (18, 22854 A)
1	22650 CB-4	Screw for 21217 A	1	29192	Looper Rocker Assembly, for 51100 R, S	1	51044	Looper Rocker Frame for 51000 B (96, 98)
2	22650 CE-6	Screw for 21104 C	1	29192 J	Looper Rocker Assembly, for 51000 B	1	51044 A	Looper Rocker Shaft for 51000 B
1	22651 CD-3	Screw for 21114 A	1	29348 G	Needle Lever Assembly, for 51000 B	1	51044 B	Spacing Collar for looper rocker shaft, for 51000 B (88 B)
4	22651 CD-3	Screw for 21127	1	29348 J	Needle Lever Assembly, for 51100 R, S	1	51051	Presser Bar Connection for 51000 B (22560 B)
1	22651 CD-4	Screw for 21217 A	1	29348 J	Needle Lever Assembly, for 51100 R, S	1	51051 G	Top Feed Lifter (95)
2	22729	Screw for 51243 C				1	51054	Feed Crank Link Pin (77)
2	22729 C	Screw for 51041 E	1	29476 DS	Looper Avoid Eccentric Assembly, complete .096 inch throw Crankshaft Assembly	2	51054	Link Pin for 29348 G
2	22729 C	Screw for 52841 A	1	29476 DT	Crankshaft Assembly 1.132 inch throw, for 51100 R, S (22559 E)	2	51054	Link Pin for 29348 J
1	22733 A	Plug Screw for 51100 R, S				1	51057 A	Cast-off Wire Support for 51000 B (22528)
1	22733 B	Plug Screw for 51082 K (41394 A)	1	29476 DY	Feed Lift Eccentric Assembly, upper and lower, complete .112 inch throw Crankshaft Assembly 1.132 inch throw, for 51000 B (22559 E)	1	51058 A	Needle Lever Thread Eyelet for 51000 B (652 D-8, 22747 A, 43443 Q)
1	22733 B	Plug Screw for 51182 J (41394 A)	2	29476 EV	Spring for 666-65	1	51070	Needle Thread Take-up Wire for 51000 B (20, 22848)
2	22737	Screw for 51082 D				1	51080	Throat Plate Support for 51000 B (22839)
2	22737	Screw for 51282 N				1	51080 A	Throat Plate Support Pin (258 A)
1	22747 A	Screw for 51058 A (652 D-8, 43443 Q)						
1	22747 A	Screw for 51158 E (652 D-8, 43443 Q)						
1	22798 A	Screw for 51204	2	35178 D	Spring for 666-114			
1	22799 F	Screw for 51036	4	35178 D	Spring for 666-114			
1	22799 F	Screw for 51136	2	35731 A	Presser Bar Connection Guide Plate (22513)			
1	22801	Screw for needle guard	1	35733 B	Presser Spring Regulating Nut			
1	22811 B	Screw for 51042 D						
1	22811 B	Screw for 52742 H						
1	22829	Lock Nut Screw for 51745						
1	22834	Screw for 51034	1	35768 A	Presser Spring Anchor Screw for 51082 N			
1	22834	Screw for 51082 M						
1	22837	Screw for 51282 B						
3	22839	Screw for 51080	1	35768 A	Presser Spring Anchor Screw for 51282 W			
3	22839	Screw for 51180 H						
1	22840	Plug Screw for bed						
2	22848	Plug Screw for bed	1	35833 C	Presser Spring Plate			
2	22848	Screw for customer's attachment, for 51000 B, 51100 R	1	39132 V	Pin			
1	22848	Screw for 51070	1	39151	Nut for 51117			
8	22848	Screw for 51082 K	2	41394 A	Gasket for 22733 B			
1	22848	Screw for 51170 E	1	43232 R	Washer for 22557			
8	22848	Screw for 51182 J	1	43242 N	Looper Connecting Rod for 51100 R, S (18, 269)			
1	22848	Screw for 51758						
1	22849	Screw for 51082 N	1	43443 Q	Nut for 22747 A			
1	22849	Screw for 51282 W	1	51001	Cloth Plate for 51000 B (80)			
1	22852 A	Screw for 51042 E (51242 M)	1	51004	Auxiliary Cast-off for 51000 B (J87 J)			
1	22852 A	Screw for 52742 K						
1	22863	Screw for 51034						
1	22863	Screw for 51134 B	1	51005 A	Feed Dog, lower, for 51000 B (22528)			
1	22883 A	Plug Screw						

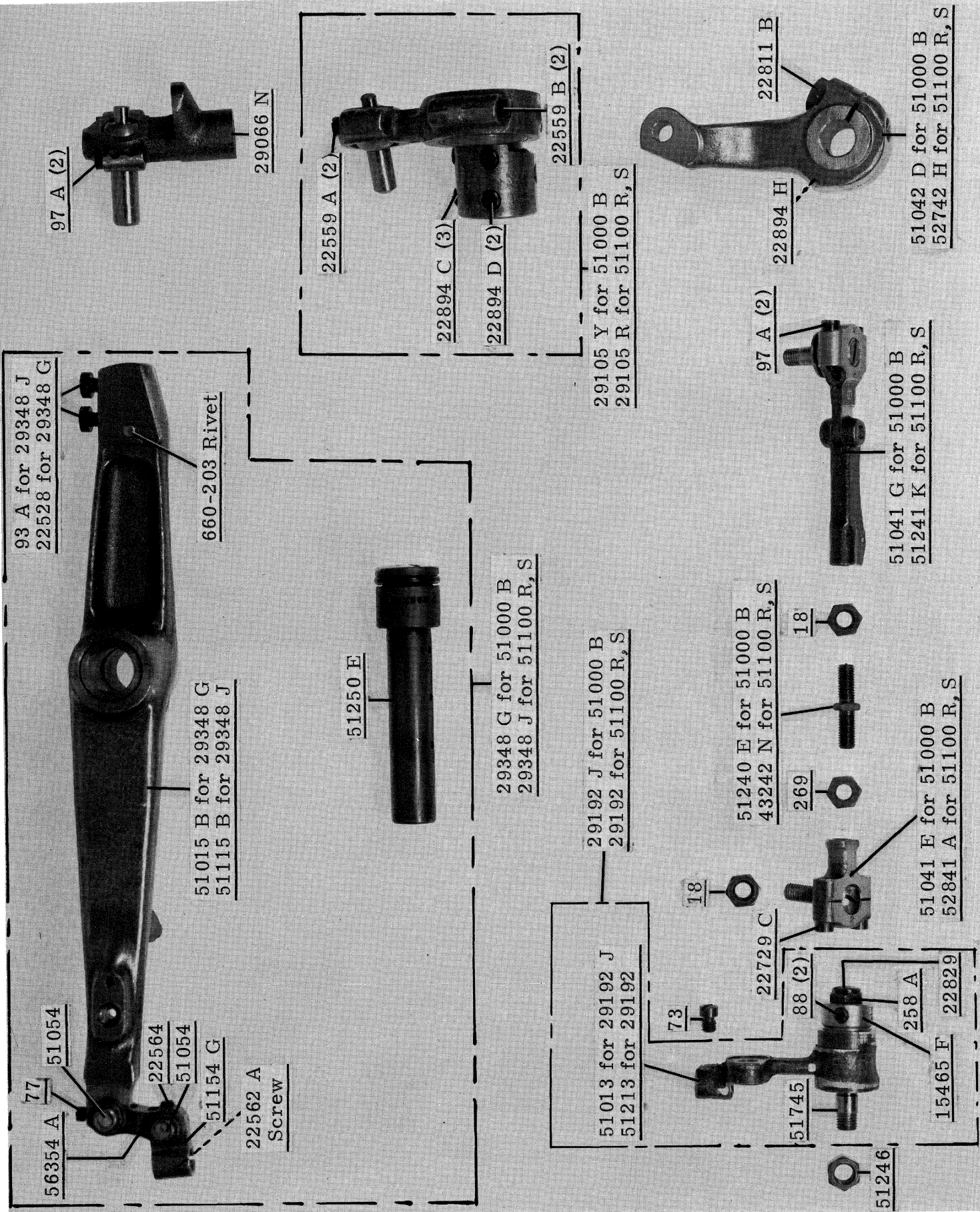
Amt.	Part No.	Description	Amt.	Part No.	Description	Amt.	Part No.	Description
1	51082 C	Oil Reservoir Top Cover for 51000 B (22524, 22585 A)	1	51134 M	Upper Feed Bar Arm for 51100 R, S	2	51192 G	Tension Thread Eyelet
1	51082 D	Drip Plate for 51082 C (22737)	1	51134 N	Upper Feed Bar Spring for 51100 R, S	1	51193 F	Oil Tube for feed crank, for 51100 R, S (11638 M)
1	51082 K	Oil Reservoir Back Cover for 51000 B (22733 B, 22848, 41394 A)	1	51134 S	Feed Bar Shaft (666-130, 22586)	1	51193 J	Oil Tube for looper drive ball joint, right, for 51000 B
1	51082 L	Top Cover Oil Drip Plate for 51000 B (187 A)	1	51134 T	Lubricating Felt for 51134 S	1	51193 J	Oil Tube for looper drive ball joint, left, for 51100 R, S
1	51082 M	Face Plate (22837)	1	51134 V	Taper Pin (90)	1	51193 P	Oil Wick for presser bar and needle bar, for 51100 R, S
1	51082 N	Top Cover for 51000 B (22849, 35768 A)	1	51134 X	Lower Feed Bar for 51100 R, S (77, 22834)	1	51193 W	Oil Tube for looper avoid and upper feed lift eccentric, for 51100 R, S
1	51082 P	Crankshaft Chamber Cover, upper for 51100 R, S (90)	1	51135 N	Feed Rocker for 51100 R, S (92127)	1	51193 X	Oil Tube for upper feed lift pin, for 51100 R, S
1	51083	Hand Lifter Lever for 51000 B (402, 22557, 43232 R)	1	51135 P	Feed Rocker Arm for 51100 R, S (6042 A, 55235 D, 55235 E)	1	51204	Cast-off Wire (22798 A)
1	51085	Stitch Regulating End Cap for 51000 B	1	51135 R	Feed Rocker Shaft Collar and Lubricating Felt Support (98)	1	51204 A	Cast-off Wire Support (77 or 77 A)
1	51093 E	Oil Tube for feed crank, for 51000 B (11638 M)	1	51136	Feed Crank Stud Washer	1	51213	Looper Rocker for 29192
1	51093 F	Oil Wick for presser bar and needle bar for 51000 B	1	51136 F	Feed Crank Stud for 51100 R, S (20, 269, 22799 F, 51136)	1	51216	Needle Lever Connecting Rod Tube (15430 C, 15430 D)
1	51093 H	Oil Tube for looper avoid and upper feed lift eccentric, for 51000 B	1	51142 E	Eccentric for 29476 DS (22894 D)	1	51225	Needle Guard for 51100 R, S (22585 B, 22801)
1	51093 J	Oil Tube for upper feed lift pin, for 51000 B	1	51142 F	Eccentric for 29476 DY (22894 D)	1	51225 W	Washer for 22585 B
1	51093 K	Oil Tube for feed lift eccentric, for 51000 B	1	51144	Looper Rocker Shaft for 51100 R, S	3	51236 A	Link Pin for feed lift and looper avoid eccentric assembly (77)
1	51093 P	Oil Pump Housing, Tube and Filter Cap Assembly, for 51000 B (22569 B, 22569 G)	1	51145 A	Eccentric Bearing Assembly for 29476 DS	1	51236 D	Feed Crank Link for 51236 E
1	51101 A	Cloth Plate for 51100 R, S (80)	1	51145 A	Eccentric Bearing Assembly for 29476 DY	1	51236 E	Feed Crank Link Assembly
1	51104 J	Auxiliary Cast-off for 51100 R, S (J87 J)	1	51147	Main Shaft Collar (95)	1	51236 F	Feed Crank Ferrule for 51236 E
1	51104 K	Auxiliary Cast-off Support (J87 J)	1	51150	Needle Lever Thrust Collar	1	51240 E	Looper Connecting Rod for 51000 B (18, 269)
1	51104 L	Cast-off Wire (22593)	1	51154 C	Needle Bar Bushing, upper	1	51241 K	Looper Connecting Rod and Ball Joint, right, for 51100 R, S (97 A, 12538)
1	51105 N	Feed Dog, lower, for 51100 R, S (22528)	1	51154 D	Needle Bar Bushing, lower	2	51242 L	Thrust Washer for looper drive lever rocker
1	51108 E	Looper for 51100 R, S (73, 1740)	1	51154 G	Needle Bar Conn. for 29348 G (22562 A)	2	51242 M	Washer for 22852 A, 52841 G
1	51110 E	Looper Needle Guard for 51100 R, S (73 A)	1	51154 G	Needle Bar Conn. for 29348 J (22562 A)	1	51242 P	Looper Drive Lever Shaft for 51100 R, S
1	51115 B	Needle Lever for 29348 J	1	51157 J	Cast-off Wire Support for 51100 R, S (22528)	1	51242 R	Looper Drive Lever Shaft Bushing, middle
1	51117	Needle Bar, marked "DR" (39151)	2	51158 D	Take-up Thread Eyelet	1	51242 S	Looper Drive Lever Shaft Bushing, rear
1	51120 N	Presser Foot for 51100 R, S (97)	1	51158 E	Needle Lever Thread Eyelet for 51100 R, S (652 D-8, 22747 A, 43443 Q)	1	51242 Z	Looper Drive Lever Shaft Bushing, front
1	51123 H	Take-up for 51100 R, S (96, 22580 D)	1	51170 E	Needle Thread Take-up Wire for 51100 R, S (20, 22848)	1	51243 C	Ball Stud Fork (22729)
1	51124 E	Throat Plate for 51100 R, S (22570)	1	51180 H	Throat Plate Support for 51100 R, S (22839)	1	51244	Looper Rocker Frame for 51100 R, S (96, 98)
1	51126 N	Feed Dog, upper, for 51100 R, S (906 A, 907, 22528)	1	51182 J	Oil Reservoir Back Cover for 51100 R, S (22733 B, 22848, 41394 A)	1	51244 B	Looper Rocker Shaft Arm (77, 22519 H)
1	51134 J	Washer for 51034	1	51182 K	Top Cover Oil Drip Plate for 51100 R, S (187 A)	1	51244 L	Thrust Washer for looper rocker shaft
1	51134 J	Washer for 51134 B	1	51182 K	Top Cover Oil Drip Plate for 51100 R, S (187 A)	1	51246	Looper Rocker Stud Nut
1	51134 L	Upper Feed Bar for 51100 R, S (HA95)	1	51183	Hand Lifter Lever for 51100 R, S (402, 22557, 43232 R)	1	51250 A	Bushing for 51015 B
			1	51185 D	Stitch Regulating End Cap for 51100 R, S	1	51250 A	Bushing for 51115 B
			1	51186 E	Stitch Regulator Indicator (22562)	1	51250 D	Washer for 22586 R
			2	51192 B	Tension Post Ferrule	1	51250 E	Needle Lever Stud for 29348 J
						1	51250 E	Needle Lever Stud for 29348 J
						1	51250 F	Gasket for 22586 R
						1	51257 D	Presser Bar Bushing, lower


Amt.	Part No.	Description	Amt.	Part No.	Description	Amt.	Part No.	Description
1	51282 L	Oil Reservoir Top Cover for 51100 R, S (22524, 22585 A)	1	51493 BP	Oil Pump Driving Gear (531)	1	52888	Presser Bar
1	51282 M	Gasket for 51082 C	1	51493 BQ	Oil Pump Driven Gear (531)	1	52889	Presser Bar Bushing, upper
1	51282 M	Gasket for 51282 L	1	51722	Main Shaft for 51100 R, S	2	52890 C	Main Shaft Bushing, right and inner left, for 51000 B
1	51282 N	Drip Plate for 51282 L (22737)	1	51745	Looper Rocker Cone Stud for 29192 (258 A, 22829, 51246)	2	52890 C	Main Shaft Bushing, left and inner right, for 51100 R, S
1	51282 S	Gasket for 51082 K	1	51745	Looper Rocker Cone Stud for 29192 J (258 A, 22829, 51246)	1	52891 B	Main Shaft Housing, includes bushing (22569 B)
1	51282 S	Gasket for 51182 J	1	51745	Looper Rocker Cone Stud for 29192 J (258 A, 22829, 51246)	4	52894 AB	Oil Tube Holder (90)
2	51282 T	Crankshaft Chamber Cover, upper and rear, for 51000 B (90)	1	51751	Presser Bar Connection for 51100 R, S (22560 B)	1	52921 B	Pulley for 51100 S, (22597, 22597 A)
1	51282 U	Gasket for 51282 T	1	51751	Presser Bar Connection for 51100 R, S (22560 B)	2	52936	Feed Rocker Shaft Bushing
1	B51282 W	Top Cover for 51100 R, S (22849, 35768 A)	1	51758	Frame Needle Thread Eyelet (20, 22848)	1	52944 G	Spacing Collar for looper rocker shaft, for 51100 R, S (88 B)
1	51290 T	Main Shaft Bushing, middle	1	51758	Frame Needle Thread Eyelet (20, 22848)	1	52944 T	Looper Rocker Shaft Bushing, right, for 51000 B
2	51292	Tension Post	1	52742 H	Looper Drive Lever for 51100 R, S (22811 B, 22894 H)	1	52944 T	Looper Rocker Shaft Bushing, left, for 51100 R, S
2	51292 C	Tension Nut	1	52742 K	Looper Drive Lever Rocker for 51100 R, S (18, 22852 A)	1	52944 U	Looper Rocker Shaft Bushing, left, for 51000 B
1	51292 F-2	Tension Spring, looper thread	1	52841 A	Looper Connecting Rod Ball Joint, left for 51100 R, S (18, 22729 C)	1	52944 U	Looper Rocker Shaft Bushing, right, for 51100 R, S
1	51292 F-8	Tension Spring, needle thread	1	52841 G	Locking Stud for 51000 B (51242 M, 52841 H)	1	54244 L	Thrust Washer for looper rocker shaft
1	51293 U	Oil Tube for feed lift eccentric, for 51100 R, S	1	52841 G	Locking Stud for 51100 R, S (51242 M, 52841 J)	2	55235 D	Screw for 51035 A
1	51493 A	Oil Pump Housing Cover	1	52841 G	Locking Stud for 51100 R, S (51242 M, 52841 J)	2	55235 D	Screw for 51135 P
1	51493 D	Oil Pump Driving Shaft	1	52841 H	Nut for 52841 G, for 51000 B	2	55235 E	Nut for 51035 A
2	51493 E	Oil Pump Driving Shaft Gear	1	52841 H	Nut for 52841 G, for 51000 B	2	55235 E	Nut for 51135 P
1	51493 F	Oil Pump Housing, Tube and Filter Cap Assembly, for 51100 R, S (22569 B, 22569 G)	1	52841 J	Nut for 52841 G, for 51100 R, S	1	56334 E	Feed Dog Holder for 51034
1	51493 S	Oil Filter Cap Strainer for 51093 P	1	52882 E	Gasket for 51082 G	1	56334 E	Feed Dog Holder for 51134 X
1	51493 S	Oil Filter Cap Strainer for 51493 F	1	52882 E	Gasket for 51282 W	1	56341 G	Spring for 51041 G
1	51493 S	Oil Filter Cap Strainer for 51493 F	1	52882 U	Gasket for 51282 X, for 51100 R, S	1	56341 G	Spring for 51241 K
1	51493 AB	Gasket for 51493 AR	1	52882 AE	Crankshaft Chamber Cover, rear for 51100 R, S (22548)	1	56354 A	Needle Bar Link for 29348 G
1	51493 AR	Filter Cup Assembly	1	52887	Presser Spring	1	56354 A	Needle Bar Link for 29348 J
1	51493 AS	Felt Filter for 51493 AR	1	52887 G	Presser Spring Rest	1	56390 E	Crankshaft Bearing Housing Gasket
			1	52887 N	Presser Spring	2	92127	Screw for 51035
					Regulating Stud (1280, 35733 B)	2	92127	Screw for 51135 N

NOTE: Numbers in parentheses following parts' description indicate the screws, nuts, etc. used to attach or hold these parts.









Helpful, authoritative information on the most efficient types of equipment for making virtually any machine sewed article is available from Union Special Sales Promotion Department. Among the many interesting, illustrated bulletins that are available without obligation are the following:




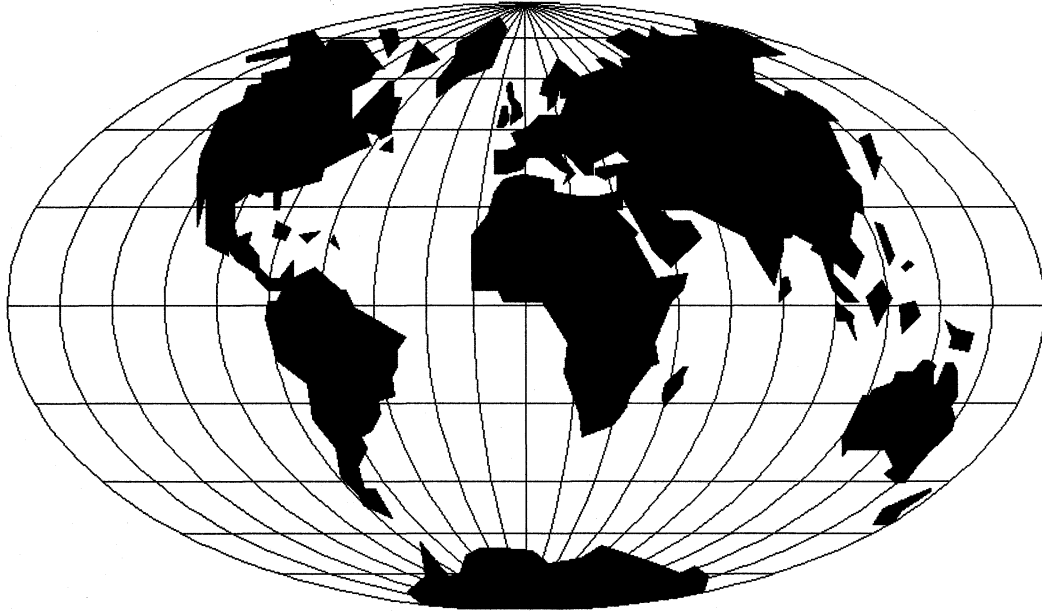
- No. 240, "Men's, Women's, Children's Footwear"
- No. 249, "Rainwear"
- No. 250, "Men's Dress Shirts"
- No. 251, "Service Shirts and Pants"
- No. 252, "Men's Shorts and Pajamas"
- No. 253, "Overalls, Coveralls, and Dungarees"
- No. 254, "Men's Knit Underwear"
- No. 256, "Knit Outerwear"
- No. 259, "Men's Sports Shirts"
- No. 260, "Work Gloves"
- No. 262, "Cotton, Burlap, Jute, and Multiwall Paper Bags"
- No. 263, "Men's Clothing"
- No. 264, "Men's Women's, Children's Jackets"
- No. 265, "Women's Wear"
- No. 266, "Women's Wear And High Fashion"
- No. 267, "Corsets, Girdles, Brassieres"
- No. 268, "Children's Wear"
- No. 269, "Mattresses, Slip Covers, Furniture Upholstery"
- No. 271, "Awnings, Canopies, Tents, Tarps"
- No. 273, "Curtains & Drapes"
- No. 610, "Klipp-it"
- No. 710, "MCS ForMation Unit"
- No. 730, "MCS Automatic Dual Underfront Shirt Hemmer"
- No. 740, "MCS Automatic Rib-Knit Cuff Machine"
- No. 750, "Fusing Presses"
- No. 1100, "Lewis Blindstitch, Chainstitch, Lockstitch, Machines"
- No. 1105, "Button Sewers—Ticket Tackers"
- "Columbia Blindstitch, Saddle Stitch, and Tie Closing Machines"
- No. 1500, "Alteration Department Machines"



**UNION SPECIAL
CORPORATION**

**HERE ARE HELPFUL
BULLETINS and CATALOGS
TO HELP YOU SOLVE
SEWING PROBLEMS**





WORLDWIDE SALES AND SERVICE

Union Special Corporation maintains sales and service facilities throughout the world. These offices will aid you in the selection of the right sewing equipment for your particular operation. Union Special Corporation representatives and service technicians are factory trained and are able to serve your needs promptly and efficiently. Whatever your location, there is a qualified representative to serve you.

Corporate Office: One Union Special Plaza
Huntley, IL 60142
Phone: 708•669•5101
Fax: 708•669•1096

European Distribution Center: Union Special GmbH
Raiffeisenstrasse 3
D-71696 Möglingen, Germany
Tel: 49•07141•247•0
Fax: 49•7141•247•100

Brussels, Belgium
Charlotte, N.C.
Commerce, CA
El Paso, TX
Hong Kong, China
Huntley, IL
Leicester, England
Lille, France
Miami, FL
Milan, Italy
Mission, TX
Möglingen, Germany
Montreal, Quebec
Osaka, Japan

Other Representatives throughout
all parts of the world.



Union Special
INDUSTRIAL SEWING EQUIPMENT