

MODEL : SC-952

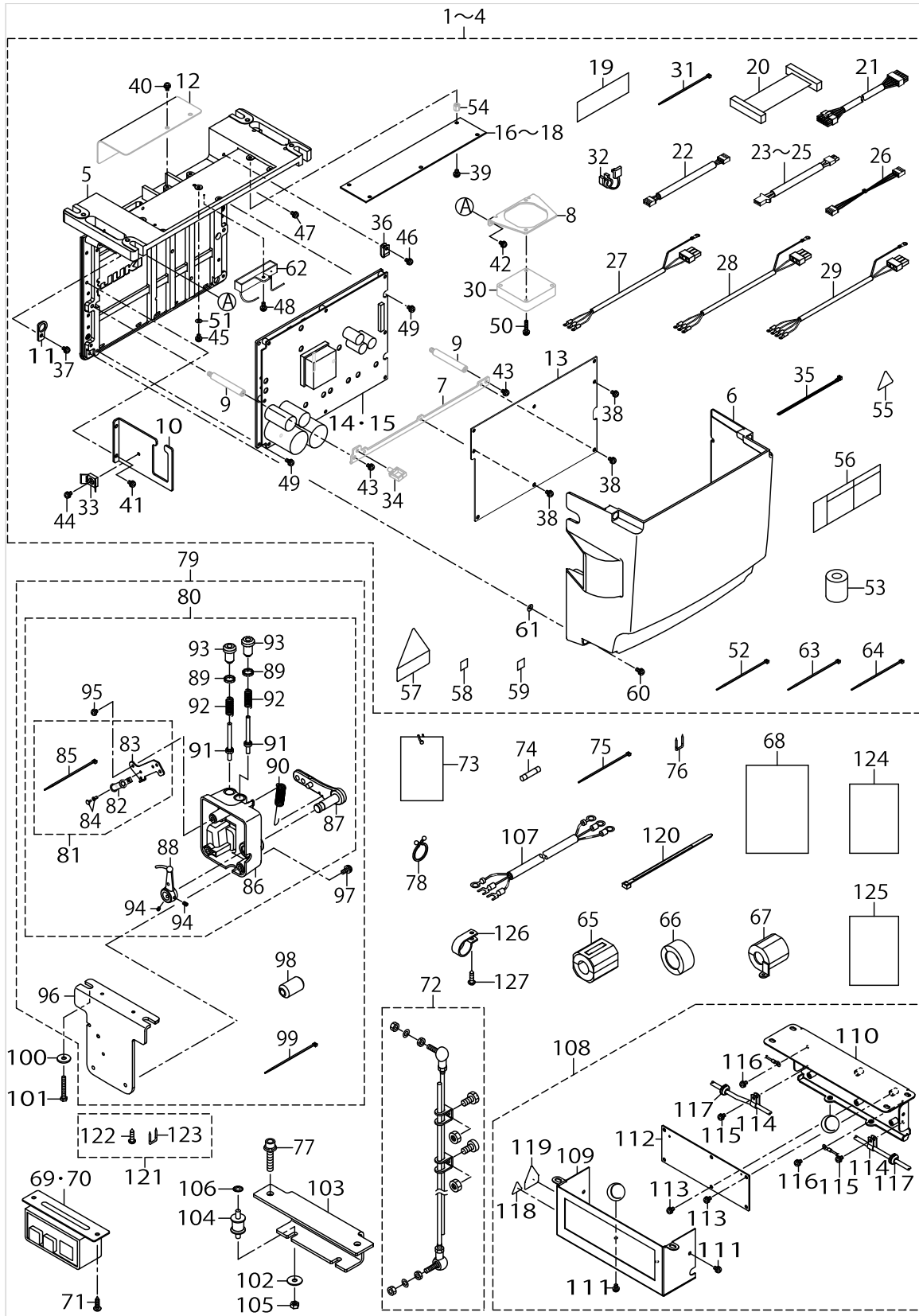
List No : 1713-00

PARTS LIST

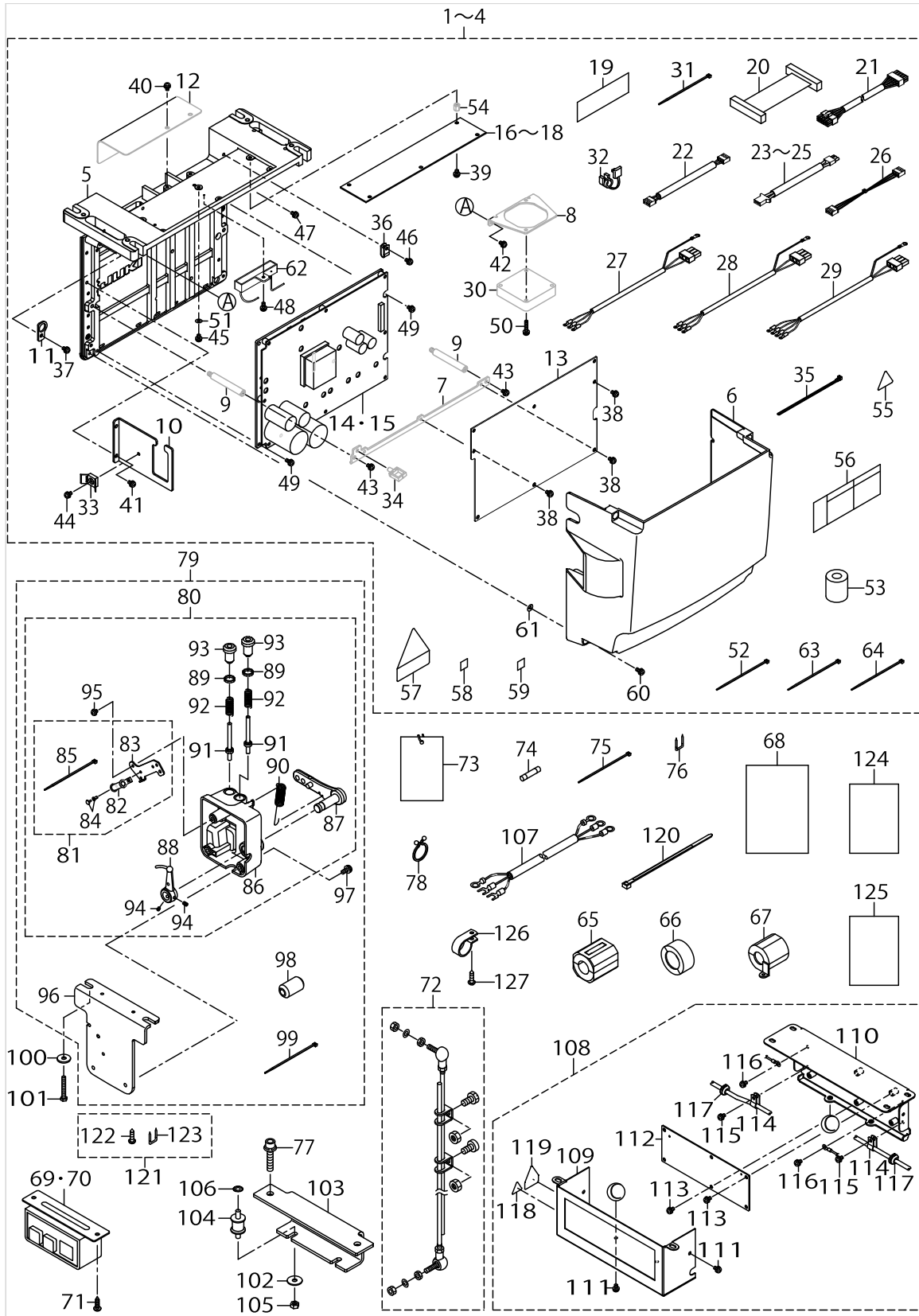
Published:10/31/2017

CONTENTS

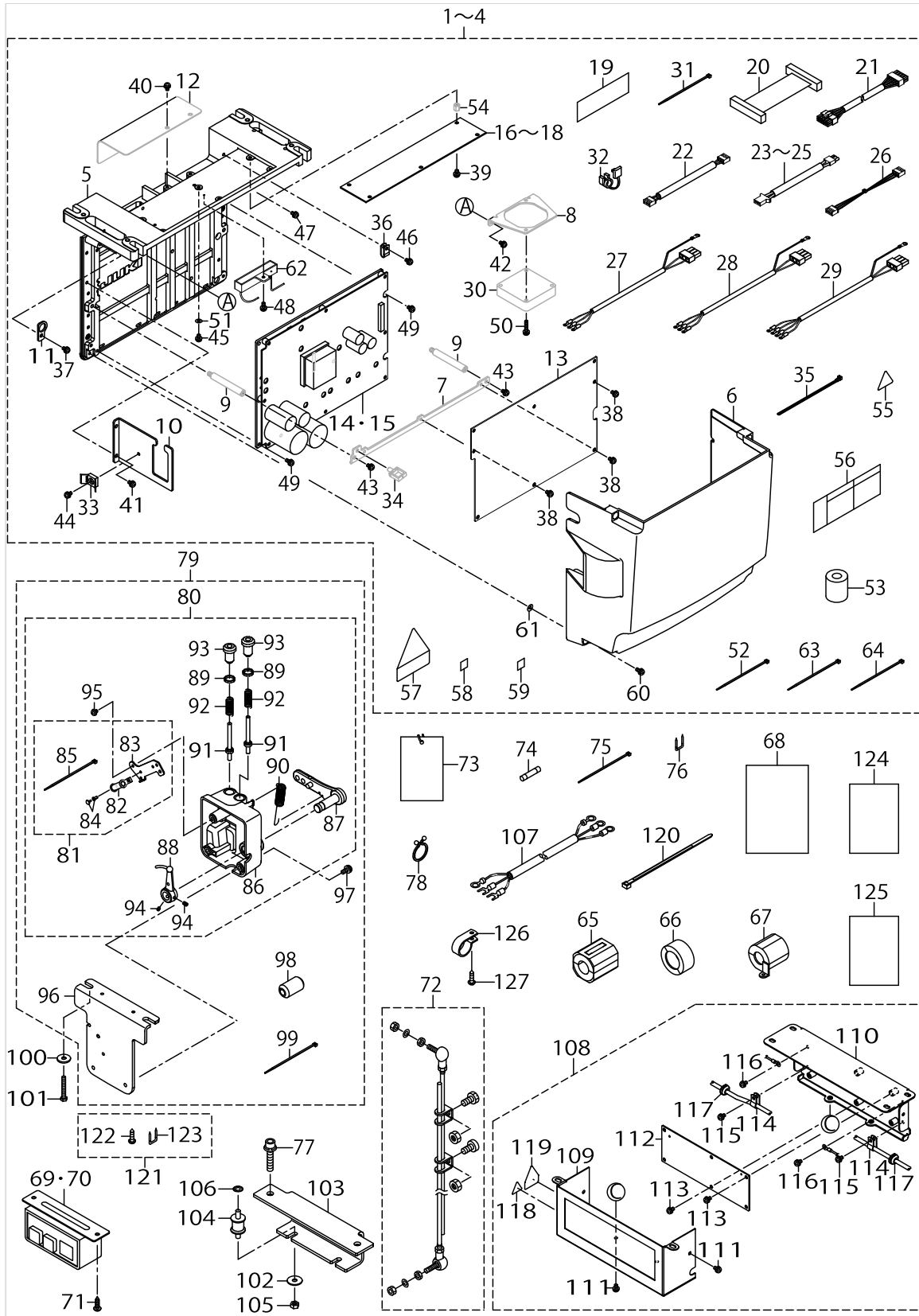
SC-952.....	1
HOW TO MAKE USE OF THIS PARTS LIST	7



No.	Parts No.	Parts name	Remarks	Level	Cons	Qty
1	40192550	PSC UNIT 1PHASE 220-240V	FOR 1-PHASE 220~240V			1
2	40192551	PSC UNIT 3PHASE 200-240V	FOR 3-PHASE 200~240V			1
3	40192552	PSC UNIT 1PHASE 100-120V	FOR 1-PHASE 100~120V			1
4	40192553	PSC UNIT 1PHASE 220-240V CE	FOR 1-PHASE 220~240V CE			1
5	40194638	BOX_FRAME		*		1
6	40170984	BOX_COVER_CE		*		1
7	40115877	MAIN_PLATE		*		1
8	40115874	FAN_PLATE		*		1
9	40143990	STUD		*		2
10	40171750	PLATE_B		*		1
11	40173469	PLATE_C		*		1
12	40115879	FAN_COVER		*		1
13	40186250	CTL PCB ASSY		*		1
14	40186260	PWR PCB ASSY	EXCEPT 1-PHASE 220~240V CE	*		1
15	40186356	PWR-CE PCB ASSY	FOR 1-PHASE 220~240V CE	*		1
16	40186895	FLT-G PCB ASSY	FOR 1-PHASE 220~240V	*		1
17	40169130	FLT-S PCB ASSY	FOR 1-PHASE 220~240V CE	*		1
18	40169140	FLT-T PCB ASSY	FOR 3-PHASE 200~240V FOR 1-PHASE 100~120V	*		1
19	40114398	MAIN COOL SHEET		*		2
20	40170983	CTL-PWR S CORD ASSY		*		1
21	40175579	CTL-PWR P CORD ASSY		*		1
22	40175580	CTL-PWR T CORD ASSY		*		1
23	40175581	FLT-PWR CORD ASSY (200V)	FOR 1-PHASE 220~240V FOR 3-PHASE 200~240V	*		1
24	40175582	FLT-PWR CORD ASSY (100V)	FOR 1-PHASE 100~120V	*		1
25	40176825	FLT-PWR CORD ASSY (CE)	FOR 1-PHASE 220~240V CE	*		1
26	40175583	FLT-CTL CORD ASSY		*		1
27	40175586	AC INPUT CORD S ASSY	FOR 1-PHASE 220~240V	*		1
28	40175587	AC INPUT CORD T ASSY	FOR 3-PHASE 200~240V FOR 1-PHASE 100~120V	*		1
29	40192564	AC INPUT CORD CE ASSY	FOR 1-PHASE 220~240V CE	*		1
30	40111214	FAN MOTOR ASSY		*		1
31	EA9500B0100	CABLE BAND		*		1
32	KX000000320	BUSH		*		1
33	KX000000260	SADDLE TYPE TIE MOUNT		*		1
34	HX00222000D	WIRE SADDLE		*		1
35	HX00292000A	CABLE BAND		*		1
36	HX00150000A	CABLE CLAMP		*		1
37	SL4040881SC	SCREW M4 L=8		*		1
38	SL4040881SC	SCREW M4 L=8		*		8
39	SL4040881SC	SCREW M4 L=8		*		5
40	SL4040881SC	SCREW M4 L=8		*		2
41	SL4040881SC	SCREW M4 L=8		*		2
42	SL4040881SC	SCREW M4 L=8		*		2
43	SL4040881SC	SCREW M4 L=8		*		2
44	SL4040881SC	SCREW M4 L=8		*		1
45	SL4040881SC	SCREW M4 L=8		*		1
46	SL4040881SC	SCREW M4 L=8		*		1



No.	Parts No.	Parts name	Remarks	Level	Cons	Qty
47	SL4040881SC	SCREW M4 L=8		*		8
48	SL4041081SC	SCREW M4 L=10		*		1
49	SL4041081SC	SCREW M4 L=10		*		4
50	SL4042091SC	SCREW M4 L=20		*		2
51	WP0430800SC	WASHER M4		*		1
52	EA9500B0100	CABLE BAND	FOR1-PHASE220~240VCE	*		5
53	KN000000070	CORES		*		1
54	HX00339000M	SPACER		*		5
55	CM300100001	VOLTAGE WARNING LABEL (31.5)	FOR 1-PHASE 220~240V, 1-PHASE 220~240V CE	*		1
56	CM300100402	VOLTAGE DANGER LABEL 3 (SMALL)	FOR 3-PHASE 200~240V FOR 1-PHASE 100~120V	*		1
57	CM300400602	VOLTAGE CAUTION LABEL L=25	EXCEPT 1-PHASE 100~120V	*		1
58	CM600100101	WEEE MARK LABEL S	FOR1-PHASE220~240VCE	*		1
59	40150131	EAC_MARK_LABEL_S	FOR1-PHASE220~240VCE	*		1
60	SL4041281SC	SCREW M4 L=12		*		4
61	M8002430000	STOPPER		*		4
62	40141206	RESISTANCE_A_ASSY		*		1
63	EA9500B0100	CABLE BAND		*		1
64	EA9500B0100	CABLE BAND		*		1
65	HN004210000	CORES	FOR1-PHASE220~240VCE			2
66	HN002460000	CORES	FOR1-PHASE220~240VCE			3
67	HN003560000	CORES	FOR1-PHASE220~240VCE			2
68	CM600100201	WEEE INFORMATION SHEET	FOR1-PHASE220~240VCE			1
69	40111651	POWER SWITCH ASM	FOR 1-PHASE 220~240V			1
70	40118323	POWER SWITCH ASSY	FOR 3-PHASE 200~240V			1
71	SK3512001SE	WOOD SCREW D=5.1 L=20	FOR 1-PHASE 220~240V FOR 3-PHASE 200~240V			2
72	40088314	CONNECING_ROD_ASSY				1
73	M300451100A	VOLTAGE INDICATION CARD				1
74	HF0013050P0	SLO-BLO FUSE				1
75	EA9500B0200	CABLE BAND				2
76	MAO11532000	CORD STAPLE				2
77	SL6084092TN	BOLT				4
78	HX005100000	OMEGALOCK				2
79	40192573	PEDAL SENSOR BASE SP ASSY				1
80	40192574	PEDAL SENSOR SP ASSY		*		1
81	40192575	PEDAL SENSOR COIL HOLD ASSY		*		1
82	40192576	PEDAL SENSOR COIL ASSY		*		1
83	40042136	COIL_BASE		*		1
84	40052809	NYLON_RIVET		*		2
85	EA9500B0100	CABLE BAND		*		1
86	40170980	PEDAL_SENSOR_BASE		*		1
87	40042131	PEDAL_LEVER		*		1
88	40177068	PEDAL_LEVER_FG		*		1
89	40006202	ADJUST_NUT		*		2
90	40006207	FRONT_SPRING		*		1
91	40006208	SPRING_SHAFT_A		*		2
92	40049426	SPRING_C		*		2



SC-952

No.	Parts No.	Parts name	Remarks	Level	Cons	Qty
93	40006212	ADJUST_SCREW		*		2
94	SM8040612TP	SCREW M4 L=6		*		2
95	SV4030601SR	SCREW M3 L=6		*		2
96	40170964	PEDAL SENSOR BRACKET		*		1
97	SL4051281SC	SCREW M5 L=12		*		3
98	HN002840000	CORES		*		1
99	EA9500B0100	CABLE BAND		*		2
100	WP0612056SD	WASHER 6.1X18.5X2				2
101	ST9053511SR	TAPPING SCREW M5X35				2
102	WP0651646SC	WASHER				4
103	40194296	RUBBER_CUSHION_BRKT				2
104	40165702	RUBBER_CUSHION				4
105	NM6060001SC	NUT M6X1 TYPE1				4
106	WT0640001KN	TOOTH WASHER				4
107	M6102461DAA	AC INPUT CABLE ASM.(CE)	FOR 1-PHASE 220~240V CE			1
108	40179371	REACTOR BOX ASSY 1P	FOR 1-PHASE 220~240V CE			1
109	40161413	REACTOR_BOX_COVER_A_ASSY		*		1
110	40161414	REACTOR BOX BASE		*		1
111	SL4040881SC	SCREW M4 L=8		*		4
112	40179372	REACTOR PCB ASSY 1P		*		1
113	SL4040881SC	SCREW M4 L=8		*		6
114	HX00150000B	CABLE CLAMP		*		2
115	SL4040881SC	SCREW M4 L=8		*		2
116	SL4040881SC	SCREW M4 L=8		*		2
117	M1013110000	CORD BUSH A		*		2
118	CM300100003	VOLTAGE WARNING LABEL (25)		*		1
119	CM300400602	VOLTAGE CAUTION LABEL L=25		*		1
120	HX00065000A	CABLE BAND	FOR 1-PHASE 220~240V CE			1
121	40162979	REACTOR BOX ACCESSORY	FOR 1-PHASE 220~240V CE			1
122	SK3512001SE	WOOD SCREW D=5.1 L=20		*		4
123	MAO11532000	CORD STAPLE		*		4
124	40192560	SC952 USE INSTRUCTION 10K				1
125	40192561	CORE SETUP MANUAL	FOR 1-PHASE 220~240V CE			1
126	HX00150000L	CABLE CLIP	FOR 1-PHASE 220~240V CE			1
127	SK3512001SE	WOOD SCREW D=5.1 L=20	FOR 1-PHASE 220~240V CE			1

HOW TO MAKE USE OF THIS PARTS LIST

- 1.As to "#01" and "#02" refer to the "Note" given at the bottom of the respective pages.
- 2.Codes on the "Qty" column
 - Each numeral indicates the number of parts required.
 - "0.1" and "2.5" indicate the length (in meters) of the respective parts.
- 3.Parentheses mean that the corresponding part is a subpart that constructs an assembly part.
- 4.Dotted lines on the Figures indicate assembly parts.
- 5.As to the parts with marks of "☆"(Consumable parts)and "◎"(optional parts)on the respective parts, it is recommended to prepare spares.

1. リストページの#01、#02の印は、ページ下の"注記"の説明を参照下さい。
2. 数量欄の数字は、個数を表し、0.1、2.5等の数値は、長さ（単位メートル）を表します。
3. 数量欄の（ ）は、組部品を構成している子部品であることを意味します。
4. イラストページの-----枠は、組構成であることを意味します。
5. リストページの"☆"（消耗部品）、"◎"（オプション部品）の印が付いた部品は、予備を準備しておくことをお奨めします。

NUMERICAL INDEX OF PARTS

PART NO	PAGE	REF NO.	PART NO	PAGE	REF NO.	PART NO	PAGE	REF NO.
40006202	4	89	40186895	2	16~18	MAO11532000	4	123
40006207	4	90	40192550	2	1~4	MAO11532000	6	123
40006208	4	91	40192551	2	1~4	NM6060001SC	6	105
40006212	6	93	40192552	2	1~4	SK3512001SE	4	127
40042131	4	87	40192553	2	1~4	SK3512001SE	6	127
40042136	4	83	40192560	6	124	SL4040881SC	2	116
40049426	4	92	40192561	6	125	SL4040881SC	4	116
40052809	4	84	40192564	2	29	SL4040881SC	6	116
40088314	4	72	40192573	4	79	SL4041081SC	4	49
40111214	2	30	40192574	4	80	SL4041281SC	4	60
40111651	4	69·70	40192575	4	81	SL4042091SC	4	50
40114398	2	19	40192576	4	82	SL4051281SC	6	97
40115874	2	8	40194296	6	103	SL6084092TN	4	77
40115877	2	7	40194638	2	5	SM8040612TP	6	94
40115879	2	12	CM300100001	4	55	ST9053511SR	6	101
40118323	4	69·70	CM300100003	6	118	SV4030601SR	6	95
40141206	4	62	CM300100402	4	56	WP0430800SC	4	51
40143990	2	9	CM300400602	4	119	WP0612056SD	6	100
40150131	4	59	CM300400602	6	119	WP0651646SC	6	102
40161413	6	109	CM600100101	4	58	WT0640001KN	6	106
40161414	6	110	CM600100201	4	68			
40162979	6	121	EA9500B0100	2	99			
40165702	6	104	EA9500B0100	4	99			
40169130	2	16~18	EA9500B0100	6	99			
40169140	2	16~18	EA9500B0200	4	75			
40170964	6	96	HF0013050P0	4	74			
40170980	4	86	HN002460000	4	66			
40170983	2	20	HN002840000	6	98			
40170984	2	6	HN003560000	4	67			
40171750	2	10	HN004210000	4	65			
40173469	2	11	HX00065000A	6	120			
40175579	2	21	HX00150000A	2	36			
40175580	2	22	HX00150000B	6	114			
40175581	2	23~25	HX00150000L	6	126			
40175582	2	23~25	HX00222000D	2	34			
40175583	2	26	HX00292000A	2	35			
40175586	2	27	HX00339000M	4	54			
40175587	2	28	HX005100000	4	78			
40176825	2	23~25	KN000000070	4	53			
40177068	4	88	KX000000260	2	33			
40179371	6	108	KX000000320	2	32			
40179372	6	112	M1013110000	6	117			
40186250	2	13	M300451100A	4	73			
40186260	2	14·15	M6102461DAA	6	107			
40186356	2	14·15	M8002430000	4	61			