

MODEL : LH-3500A シリーズ

List No : 1538-06

# PARTS LIST

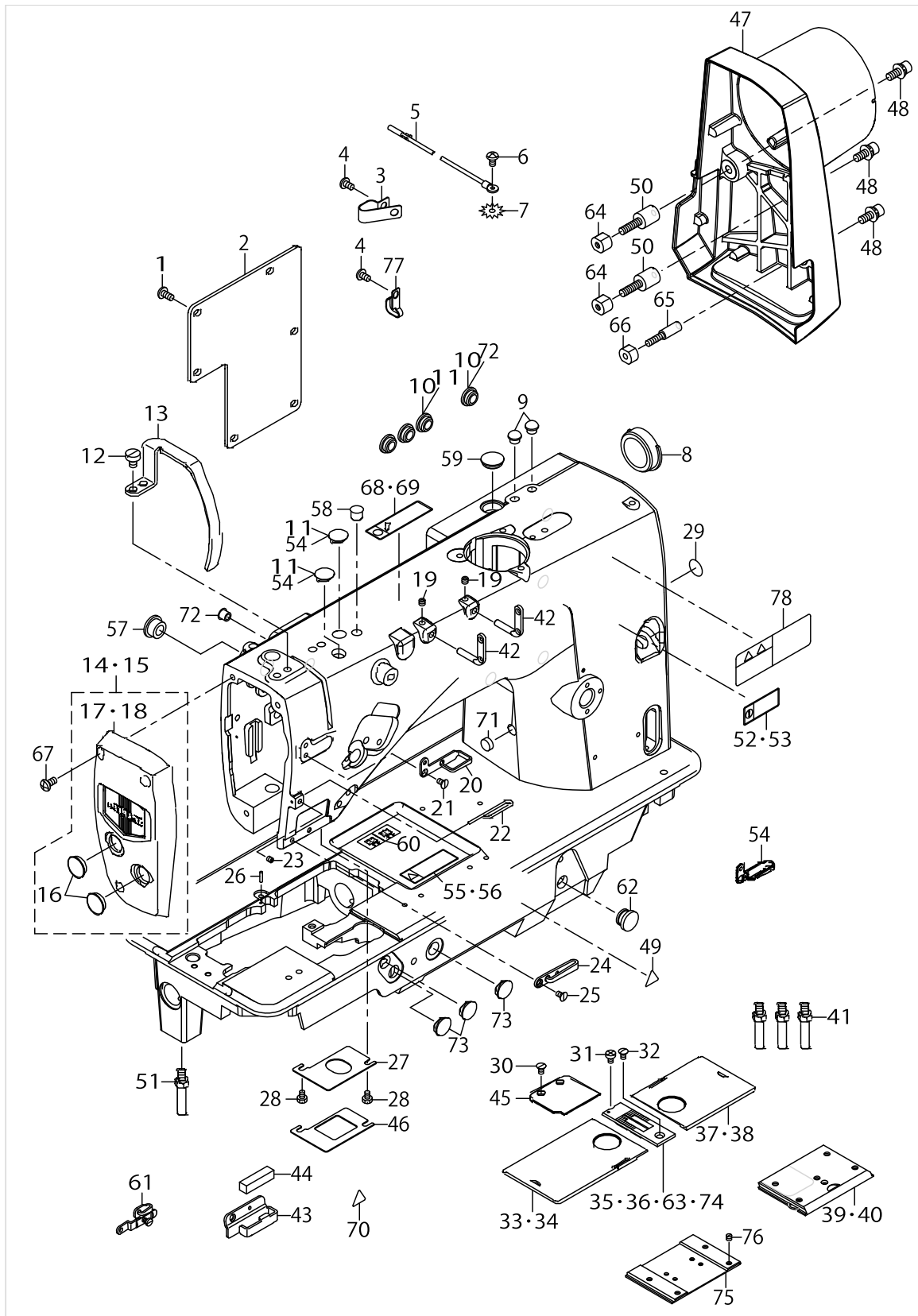
Published:09/22/2017

## CONTENTS

---

FRAME & MISCELLANEOUS COVER COMPONENTS .....	1
MAIN SHAFT & THREAD TAKE-UP COMPONENTS .....	5
NEEDLE BAR COMPONENTS (1)(FOR LH-3528A,LH-3528A-7,3578A,3578A-7) .....	7
NEEDLE BAR COMPONENTS (2)(FOR LH-3568A,LH-3568A-7,3588A,3588A-7) .....	9
TENSION POST COMPONENTS (1)(LH-3528A,3528A-7 TYPE S/G)(LH-3578A,3578A-7 TYPE..... G)	13
TENSION POST COMPONENTS (2)(LH-3528A TYPE A/F).....	15
TENSION POST COMPONENTS (3)(LH-3568A,3568A-7 TYPE S/G)(LH-3588A,3588A-7 TYPE..... G)	19
HOOK & HOOK DRIVING SHAFT COMPONENTS (1) .....	23
HOOK & HOOK DRIVING SHAFT COMPONENTS (1)(FOR LH-3578A,3578A-7,3588A,3588A-7).....	27
HOOK & HOOK DRIVING SHAFT COMPONENTS (3) .....	29
FEED MECHANISM COMPONENTS.....	33
PRESSER BAR & TENSION RELEASE COMPONENTS.....	37
THREAD TRIMMER MECHANISM COMPONENTS (FOR LH-3528A-7,3568A-7,3578A-7,3588A-7). .....	41
AUTOMATIC REVERSE FEED MECHANISM COMPONENTS .....	45
WIPER MECHANISM COMPONENTS (FOR LH-3528A-7,3568A-7,3578A-7,3588A-7) .....	49
LUBRICATION COMPONENTS .....	51
BELT COVER & BOBBIN WINDER COMPONENTS .....	55
BOTTOM COVER COMPONENTS.....	57
AK DEVICE COMPONENTS.....	59
THREAD STAND COMPONENTS.....	61
ACCESSORIE PARTS COMPONENTS .....	63
TABLE OF EXCHANGING GAUGE PARTS (1)(FOR LH-3528A).....	65
TABLE OF EXCHANGING GAUGE PARTS (2)(FOR LH-3528A).....	69
TABLE OF EXCHANGING GAUGE PARTS (FOR LH-3528A-7) .....	77
TABLE OF EXCHANGING GAUGE PARTS (FOR LH-3568A) .....	85
TABLE OF EXCHANGING GAUGE PARTS (FOR LH-3568A-7) .....	95
TABLE OF EXCHANGING GAUGE PARTS (LH-3578A TYPE G).....	105
TABLE OF EXCHANGING GAUGE PARTS (LH-3588A TYPE G).....	109
TABLE OF EXCHANGING GAUGE PARTS (LH-3578A-7 TYPE G).....	115
TABLE OF EXCHANGING GAUGE PARTS (LH-3588A-7 TYPE G).....	119
LIST FOR INFORMATION OF CHANGE.....	125
HOW TO MAKE USE OF THIS PARTS LIST .....	126

FRAME & MISCELLANEOUS COVER COMPONENTS

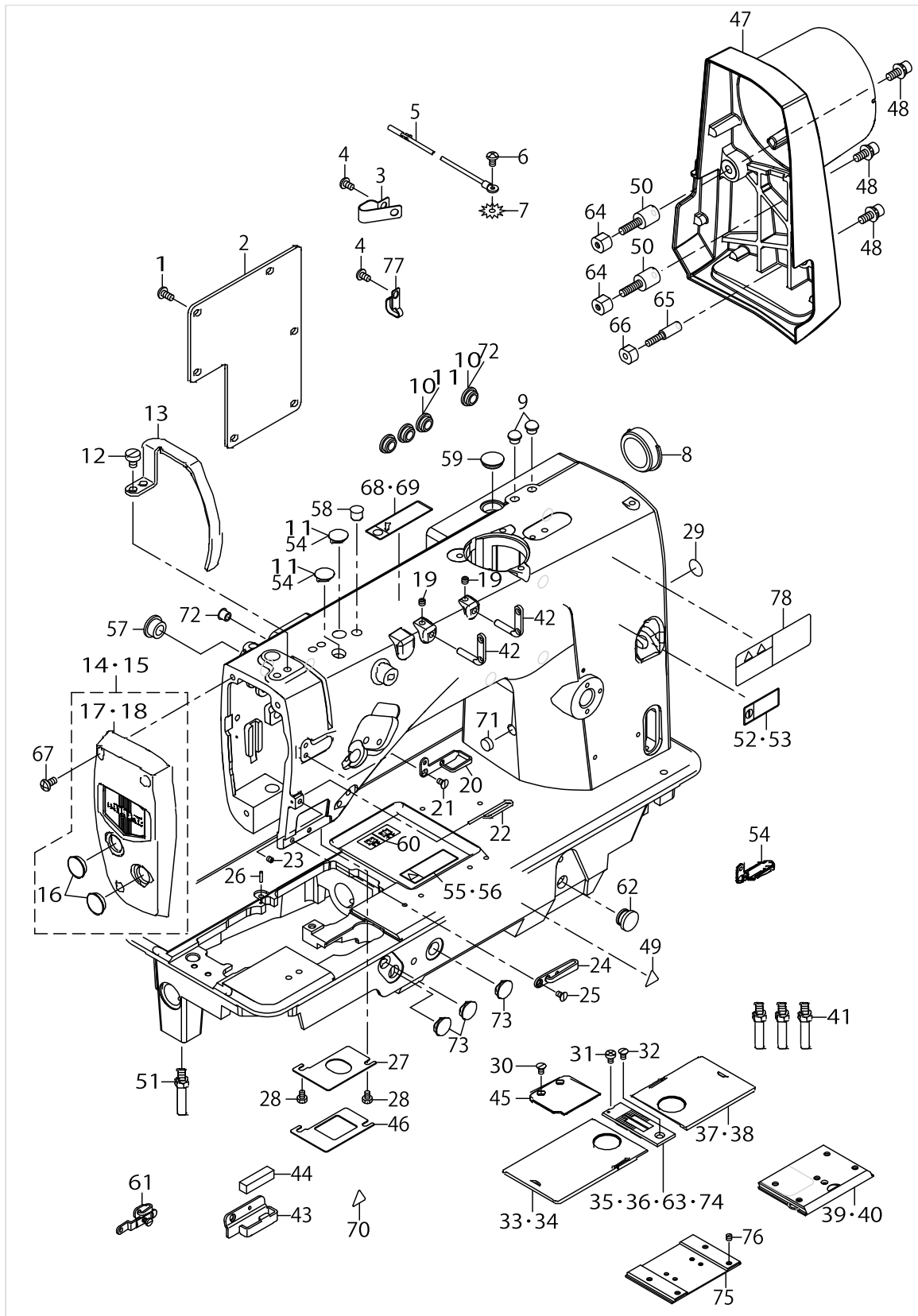


FRAME & MISCELLANEOUS COVER COMPONENTS

No.	Parts No.	Parts name	Remarks	Level	Cons	Qty
1	SM4051455SP	SCREW M5 L=14				6
2	40028766	REAR_PLATE				1
3	D2112555B00	CORD HOLDER LARGE	FOR LH-3528A-7,3568A-7,357-8A-7, 3588A-7,3528A-0B			3
4	SM4050855SP	SCREW	FOR LH-3528A-7,3568A-7,357-8A-7, 3588A-7,3528A-0B			4
5	23601057	EARTH CORD ASM.	FOR LH-3528A-7,3568A-7,357-8A-7, 3588A-7,3528A-0B			1
6	SM4050855SP	SCREW	FOR LH-3528A-7,3568A-7,357-8A-7, 3588A-7,3528A-0B			1
7	WT0530002KS	TOOTHED WASHER D=5.3	FOR LH-3528A-7,3568A-7,357-8A-7, 3588A-7,3528A-0B			1
8	22619100	CAP	FOR LH-3528A,3578A			1
9	TA0800504R0	PLUG D=8 L=4.5	FOR LH-3528A,3578A			2
10	TA1250406R0	RUBBER PLUG D=12.5 L=4	EXCEPT CHINA			6
11	TA1250406R0	RUBBER PLUG D=12.5 L=4	FOR CHINA			5
12	SM6060800SP	SCREW M6 L=8				2
13	40028245	THREAD_TAKE_UP_LEVER_COVER				1
14	40030298	ASSY_FACE_COVER_28	FOR LH-3528A,3528A-7,3578A, 3578A-7			1
15	40030299	ASSY_FACE_COVER_68	FOR LH-3568A,3568A-7,3588A, 3588A-7			1
16	TA1600406R0	PLUG		*		2
17	40029641	FACE_COVER_28	FOR LH-3528A,3528A-7,3578A, 3578A-7	*		1
18	40029972	FACE_COVER_68	FOR LH-3568A,3568A-7,3588A, 3588A-7	*		1
19	SM8050412TP	SCREW M5 L=4				2
20	40091179	THREAD_GUIDE_UPPER				1
21	SM1040750TP	SCREW M4 L=7				1
22	40029347	THREAD_GUIDE_WIRE				1
23	SM8040402TP	SCREW M4X0.7 L=4				1
24	40084142	THREAD_GUIDE_LOWER				1
25	SM1040750TP	SCREW M4 L=7				1
26	B1104051000	THROAT PLATE PIN				1
27	40028730	PLATE	FOR LH-3528A,3578A			1
28	SM9040603SC	SCREW M4 L=6				2
29	22901805	GROUND MARK				1
30	SM1040750TP	SCREW M4 L=7	FOR LH-3528A-7,3568A-7, 3578A-7,3588A-7			2
31	SM6040655TP	SCREW M4 L=6				1
32	SM2040750TP	SCREW M4 L=7.4				1
33	22601058	BED SLIDE LEFT ASM. A	EXCHANGING GAUGE PARTS FOR LH-3528A,3568A,3578A, 3-588A(SEE.P.41,44,46,47)			1
34	40025247	ASSY_SLIDE_PLATE-L-A	EXCHANGING GAUGE PARTS FOR LH-3528A-7,3568A-7,357-8A-7, 3588A-7(SEE.P.43,45,48,49)			1
35	22625503	THROAT PLATE 1/4	EXCHANGING GAUGE PARTS FOR LH-3528A(TYPE S,A,F) (SEE.P.42)			1
36	40025492	THROAT_PLATE_TRIM-1/4	EXCHANGING GAUGE PARTS FOR LH-3528A-7(TYPE S,A,F) (SEE.P.43)			1
37	22600555	BED SLIDE RIGHT ASM. A	EXCHANGING GAUGE PARTS FOR LH-3528A,3568A,3578A, 3-588A(SEE.P.41,44,46,47)			1
38	40025235	ASSY_SLIDE_PLATE-R-A	EXCHANGING GAUGE PARTS FOR LH-3528A-7,3568A-7,357-8A-7, 3588A-7(SEE.P.43,45,48,49)			1
39	40042880	ASSY_SLIDE_PLATE_F	FOR LH-3528A-7,3568A-7, 3578A-7,3588A-7			1
40	40042874	ASSY_SLIDE_PLATE_F_STANDARD	FOR LH-3528A,3578A			1



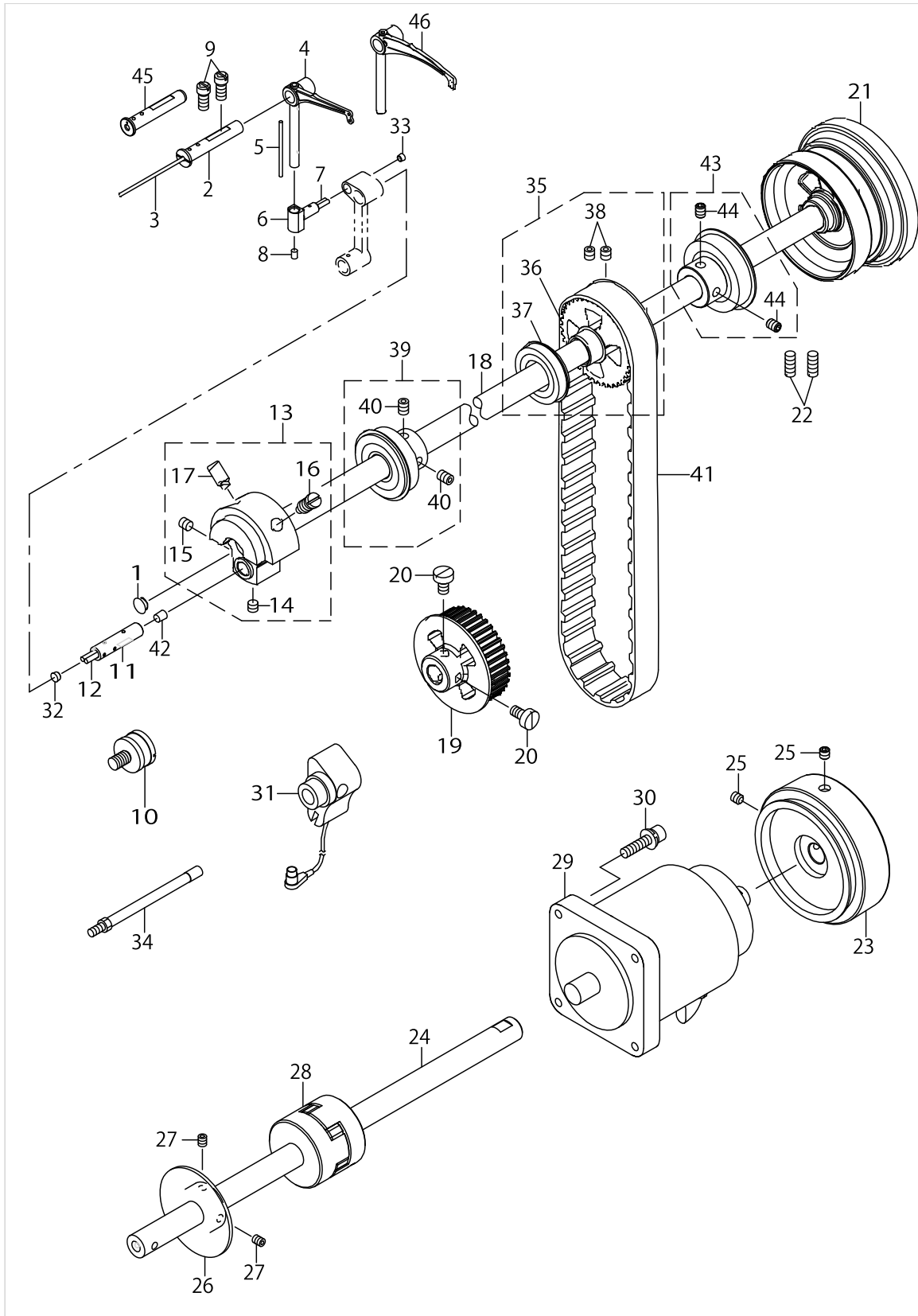
FRAME & MISCELLANEOUS COVER COMPONENTS



FRAME & MISCELLANEOUS COVER COMPONENTS

No.	Parts No.	Parts name	Remarks	Level	Cons	Qty
41	40096939	STUD				3
42	22920706	TWO EYELET				2
43	40032896	THREAD_GUIDE_FELT	TYPE A(Accessorie parts)			1
44	22603708	FELT	TYPE A(Accessorie parts)		☆	1
45	40028706	AUXILIARY_COVER	FOR LH-3528A-7,3568A-7, 3578A-7,3588A-7			1
46	40028731	PLATE	FOR LH-3568A,3588A			1
47	40091182	MOTOR_COVER	FOR LH-3528A-7,3568A-7,3578A-7, 3588A-7,3528A-0B			1
48	SL6061692TN	BOLT	FOR LH-3528A-7,3568A-7,3578A-7, 3588A-7,3528A-0B			3
49	CM300200001	ATTENTION SEAL				1
50	40091183	STUD_A	FOR LH-3528A-7,3568A-7,3578A-7, 3588A-7,3528A-0B			2
51	40035180	BED_SCREW_STUD_B				1
52	CM200200201	LABEL_02_C	FOR CHINA			1
53	CM200200202	LABEL_02	EXCEPT CHINA			1
54	40029078	THREAD_GUIDE_UPPER	TYPE G(Accessorie parts) FOR LH-3578A,3578A-7,3588A, 3588A-7			1
55	CM301100102	LABEL_03	EXCEPT CHINA			1
56	CM301100101	LABEL_03_C	FOR CHINA			1
57	TA1470704R0	RUBBER PLUG				1
58	TA0950806R0	RUBBER PLUG				1
59	TA1650406R0	PRUG				1
60	40026811	THREADING_DIAGRAM	TYPE A,F			1
61	40034675	THREAD_GUIDE_ASM_E	TYPE G(Accessorie parts) FOR LH-3578A,3578A-7,3588A, 3588A-7			1
62	TA1250705R0	RUBBER PLUG				1
63	40094772	THROAT PLATE 1/4	EXCHANGING GAUGE PARTS FOR LH-3528A,3568A, 3578A,3-588A(TYPE G)(SEE.P.42,44,46,47)			1
64	40091184	STUD_B	FOR LH-3528A-7,3568A-7,3578A-7, 3588A-7,3528A-0B			2
65	40091185	STUD_C	FOR LH-3528A-7,3568A-7,3578A-7, 3588A-7,3528A-0B			1
66	40091186	STUD_D	FOR LH-3528A-7,3568A-7,3578A-7, 3588A-7,3528A-0B			1
67	SM4051055SP	SCREW				3
68	CM200100102	LABEL_01	EXCEPT CHINA			1
69	CM200100101	LABEL_01_C	FOR CHINA			1
70	CM300200003	ATTENTION LABEL				1
71	TA1030402R0	RUBBER PLUG D=10.3 L=4				1
72	TA0750704R0	RUBBER PLUG				2
73	TA1250406R0	RUBBER PLUG D=12.5 L=4				3
74	40094773	THROAT PLATE TRIM 1/4	EXCHANGING GAUGE PARTS FOR LH-3528A-7,3568A-7, 3578A-7,3588A-7(TYPE G) (SEE.P.43,45,48,49)			1
75	23206709	BED SLIDE (FRONT)A	SELECTIVE PARTS			1
76	SS8110410TP	SCREW 11/64-40 L= 3.5	SELECTIVE PARTS			1
77	40022407	CORD HOLDER				1
78	CM301300001	SAFETY LABEL	FOR LH-3528A-7,3568A-7, 3578A-7,3588A-7			1

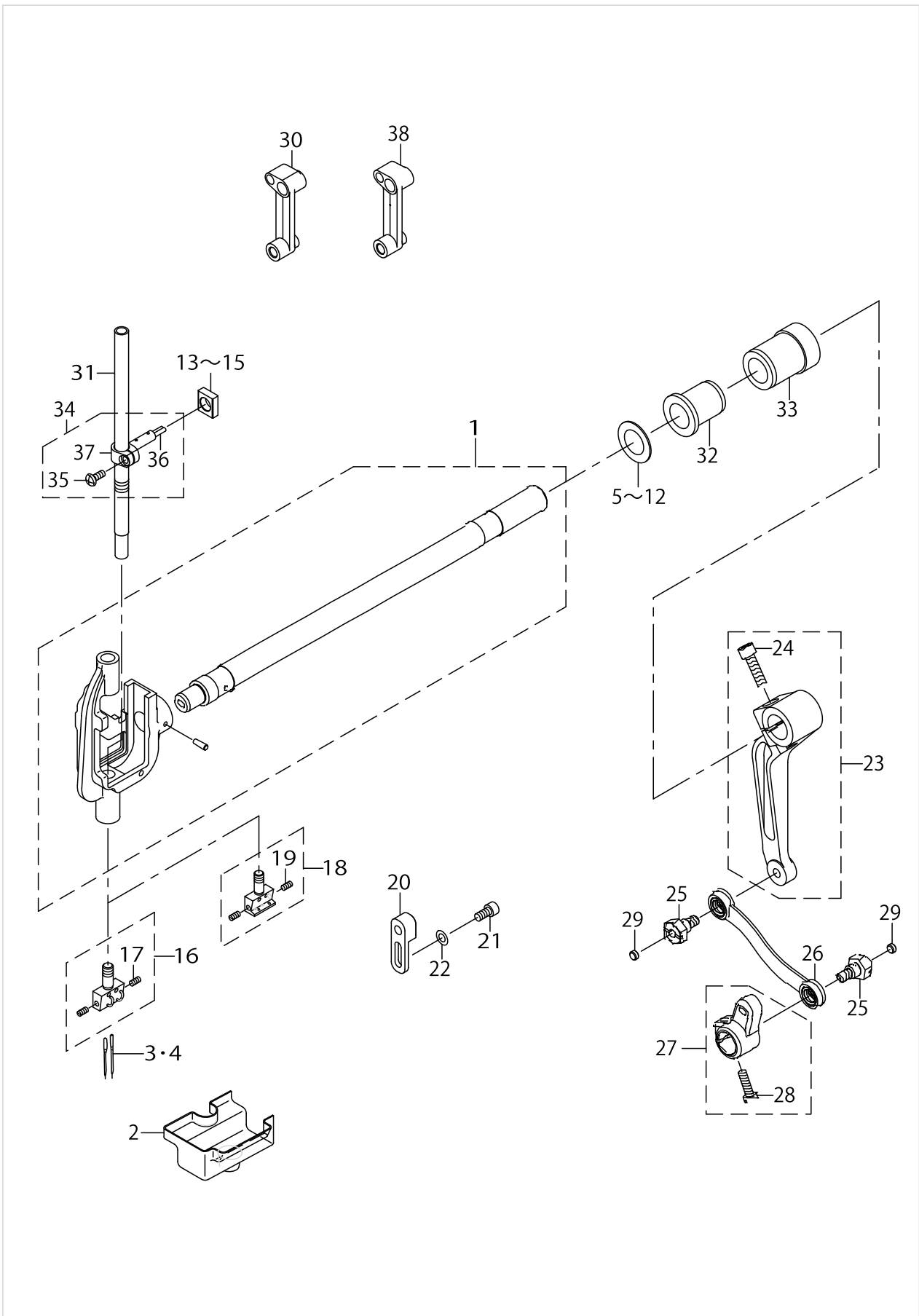
# MAIN SHAFT & THREAD TAKE-UP COMPONENTS



MAIN SHAFT & THREAD TAKE-UP COMPONENTS

No.	Parts No.	Parts name	Remarks	Level	Cons	Qty
1	TA0750404R0	PLUG D=7.5 L=3.5				1
2	22605307	THREAD TAKE-UP LEVER PIN				1
3	CQ202000000	OIL WICK				0.15
4	40024093	THREAD_TAKE_UP_LEVER_C			☆	1
5	CQ202000000	OIL WICK				0.04
6	40022678	TAKE_UP_LEVER_THRUST_PIN				1
7	CQ252000000	OIL WICK				0.02
8	22810907	RUBBER PLUG				1
9	40010470	SHUTTLE_ASM_SCREW				2
10	22622401	SYNCRO FRNGE	OPTIONAL PARTS (FOR LH-35-28A,3568A, 3578A,3588A)			1
11	40029964	NEEDLE_BAR_CRANK_PIN				1
12	CQ303000000	OIL WICK				0.02
13	40031864	ASSY_COUNTER_WEIGHT				1
14	SM8060552TP	SCREW M6 L=5		*		1
15	SM8060612TP	SCREW M6 L=6		*		1
16	40004171	COUNTER_WEIGHT_SCREW		*		1
17	SM8081652TP	SCREW M8 L=16		*		1
18	40024436	MAINSHAFT	FOR LH-3528A,3568A, 3578A,3588A			1
19	40028117	LOWER_SPROCKET				1
20	SM6061150TP	SCREW M6 L=11				2
21	40032987	HAND_WHEEL	FOR LH-3528A,3568A,3578A, 3588A			1
22	SM8061550TP	SCREW M6 L=15	FOR LH-3528A,3568A,3578A, 3588A			2
23	40091181	HAND_WHEEL	FOR LH-3528A-7,3568A-7, 3578A-7,3588A-7			1
24	40091180	MAIN_SHAFT	FOR LH-3528A-7,3568A-7, 3578A-7,3588A-7			1
25	SM80608A2TP	SCREW M6 L=8	FOR LH-3528A-7,3568A-7, 3578A-7,3588A-7			2
26	40013354	WINDER_DRIVING_WHEEL				1
27	SM8060612TP	SCREW M6 L=6				2
28	40051473	COUPLING ASM.	FOR LH-3528A-7,3568A-7, 3578A-7,3588A-7			1
29	40091227	SERVO_MOTOR_550W	FOR LH-3528A-7,3568A-7, 3578A-7,3588A-7			1
30	SL6052592TN	BOLT	FOR LH-3528A-7,3568A-7, 3578A-7,3588A-7			4
31	40026920	SYNCHRONIZER ASM.	OPTIONAL PARTS (FOR LH-35-28A,3568A, 3578A,3588A)			1
32	TA0500301R0	PLUG 5X5.8 L=3				1
33	TA0370301R0	PLUG D-3.7X4.4 L=3				1
34	40032142	SENSOR_SUPPORT_SHAFT_ASM.	OPTIONAL PARTS (FOR LH-35-28A,3568A, 3578A,3588A)			1
35	40029048	ASSY_MAINSHAFT_BEARING_2				1
36	40028116	MAIN_SHAFT_SPROCKET		*		1
37	SB120002500	BEARING		*		1
38	SM8060612TP	SCREW M6 L=6		*		2
39	40029047	ASSY_MAINSHAFT_BEARING				1
40	40010417	BEARING_BUSH_SCREW		*		2
41	40028652	TIMING_BELT				1
42	TA0490601R0	PLUG D=4.9X5.5 L=6				1
43	40029049	ASSY_MAINSHAFT_BEARING_3	FOR LH-3528A,3568A, 3578A,3588A			1
44	SM8060812TP	SCREW M6 L=8		*		2
45	40098905	THREAD_TAKE_UP_LEVER_PIN_B	FOR LH-3578A,3578A-7, 3588A,3588A-7			1
46	40043322	TAKE_UP_LEVER_E_COATING	FOR LH-3578A,3578A-7, 3588A,3588A-7			1

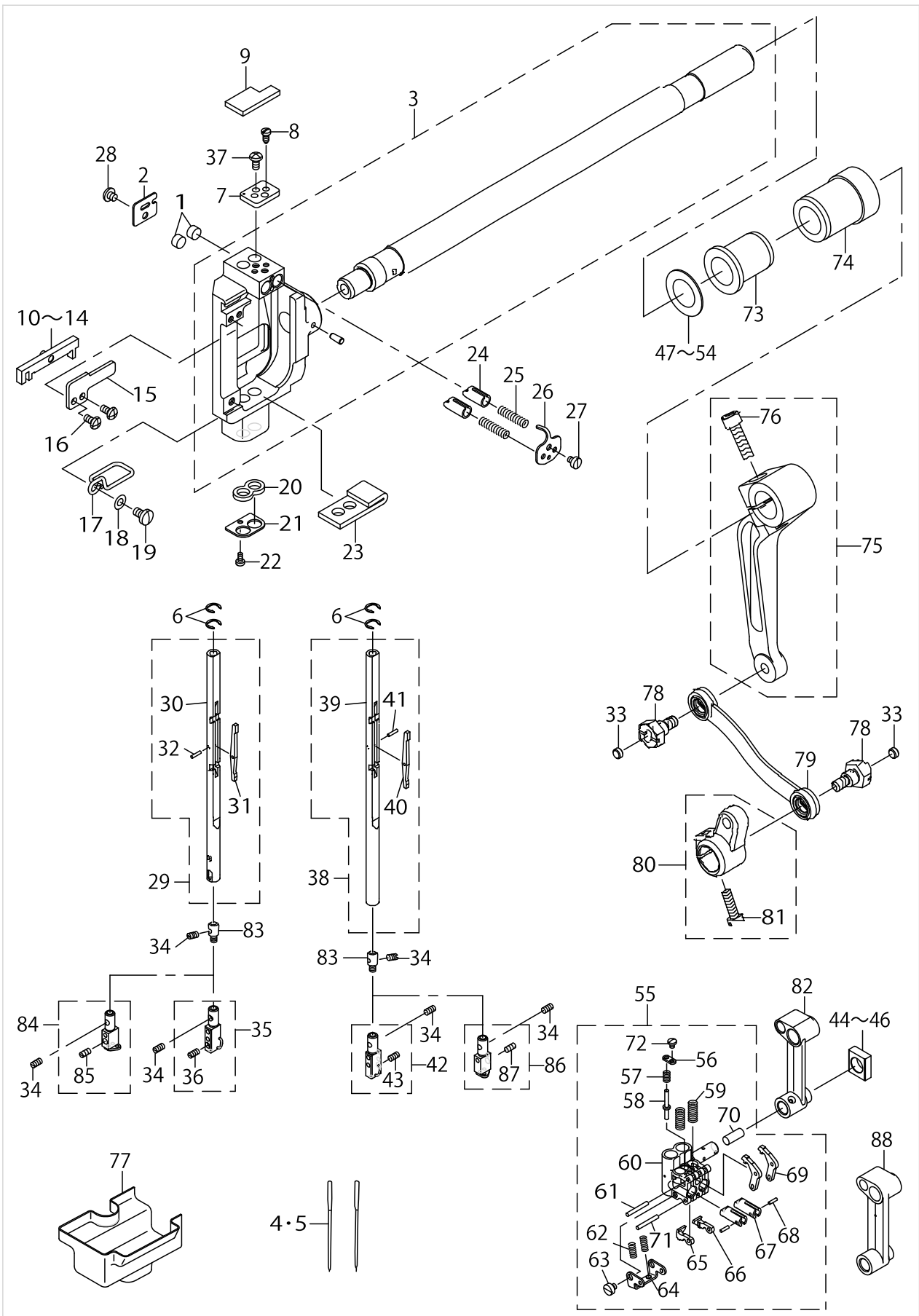
NEEDLE BAR COMPONENTS (1)(FOR LH-3528A,LH-3528A-7,3578A,3578A-7)



NEEDLE BAR COMPONENTS (1)(FOR LH-3528A,LH-3528A-7,3578A,3578A-7)

No.	Parts No.	Parts name	Remarks	Level	Cons	Qty
1	40026395	NEEDLE_BAR_ROCKING_BASE_ASM.				1
2	22606800	OIL GUARD RUBBER				1
3	MDP500B1400	NEEDLE DPX5 #14	SELECTIVE PARTS		☆	2
4	MDP500B2100	NEEDLE DPX5 #21	SELECTIVE PARTS		☆	2
5	22606206	SPACER Y	SELECTIVE PARTS			1
6	22606305	SPACER Z	SELECTIVE PARTS			1
7	22607600	SPACER A	SELECTIVE PARTS			1
8	22607709	SPACER B	SELECTIVE PARTS			1
9	B1438512B00	WASHER 17.1X28X1.5	SELECTIVE PARTS			1
10	22607808	SPACER D	SELECTIVE PARTS			1
11	22607907	SPACER E	SELECTIVE PARTS			1
12	22606404	SPACER F	SELECTIVE PARTS			1
13	23204506	ROCKING ROD SQUARE BLOCK A	SELECTIVE PARTS			1
14	23204605	ROCKING ROD SQUARE BLOCK B	SELECTIVE PARTS			1
15	23204704	ROCKING ROD SQUARE BLOCK C	SELECTIVE PARTS			1
16	40026035	ASSY_NEEDLE_CLAMP(1/4)	EXCHANGING GAUGE PARTS (SEEP.42,43,46,48)			1
17	SS8080660TP	SCREW 1/8-44 L=5.5		*		2
18	10148054	NEEDLE CLAMP ASM. 1/4	EXCHANGING GAUGE PARTS (SEEP.42,43,46,48)			1
19	SS8080660TP	SCREW 1/8-44 L=5.5		*		2
20	40028666	ROCKING_ROD_FIXING_BLOCK	FOR LH-3528A			1
21	SM6051002TP	SCREW M5X0.8 L=10	FOR LH-3528A			2
22	WP0550800SP	WASHER 5.5X10X0.8	FOR LH-3528A			2
23	40033669	ASSY_REAR_ARM				1
24	SM6062502TP	SCREW M6 L=25		*		1
25	40026482	SHOULDER_SCREW				2
26	40032124	DRIVING_ROD_ASM.				1
27	40028853	ASSY_DRIVING_ARM				1
28	SM6051600SP	SCREW M5 L=16		*		1
29	13102702	THROAT PLATE COVER				2
30	40030037	NEEDLE_BAR_CRANK_ROD	FOR LH-3528A,3528A-7			1
31	40028031	NEEDLE_BAR				1
32	40023568	BUSHING				1
33	40023569	BUSHING				1
34	40031862	ASSY_NEEDLE_BAR_CONNECTION				1
35	SM4041055SP	SCREW		*		1
36	CQ252000000	OIL WICK		*		0.04
37	40040302	NEEDLE_BAR_CONNECTION		*		1
38	40030038	NEEDLE_BAR_CRANK_ROD	FOR LH-3578A,3578A-7			1

NEEDLE BAR COMPONENTS (2)(FOR LH-3568A,LH-3568A-7,3588A,3588A-7)



NEEDLE BAR COMPONENTS (2)(FOR LH-3568A,LH-3568A-7,3588A,3588A-7)

No.	Parts No.	Parts name	Remarks	Level	Cons	Qty
1	22903702	ROLLER FELT				2
2	22681209	FELT COVER				1
3	40026402	NEEDLE_BAR_ROCKING_BASE_ASM.				1
4	MDP500B1400	NEEDLE DPX5 #14	SELECTIVE PARTS		☆	2
5	MDP500B2100	NEEDLE DPX5 #21	SELECTIVE PARTS		☆	2
6	40028668	RING_A				4
7	22682702	NEEDLE BAR SWIVEL STOPPER				1
8	22681712	STOPPER SCREW				2
9	40039629	FELT				1
10	22681951	SLIDER BLOCK ASM. A	SELECTIVE PARTS			1
11	22682058	SLIDER BLOCK ASM. B	SELECTIVE PARTS			1
12	22682157	SLIDE BLOCK	SELECTIVE PARTS			1
13	22682256	SLIDER BLOCK ASM. D	SELECTIVE PARTS			1
14	22682355	SLIDER BLOCK ASM. E	SELECTIVE PARTS			1
15	22681803	SLIDE BLOCK GUIDE PLATE				1
16	SS4090715SP	SCREW 9/64-40 L=7				2
17	22685903	FELT GUIDE				1
18	WP0450000SD	WASHER 4.5X8X0.5				1
19	SS7110710SP	SCREW 11/64-40 L=7				1
20	22686000	NEEDLE BAR OIL SEAL FELT A				1
21	22685804	NEEDLE BAR OIL SEAL PLATE				1
22	SS6060510TP	SCREW 3/32-56 L=4.5				1
23	22686109	NEEDLE BAR OIL SEAL FELT B				1
24	22681407	NEEDLE BAR STOPPER				2
25	22681506	SPRING				2
26	22681316	STOPPER SPRING COVER				1
27	SS6080410SP	SCREW 1/8-44 L=4				1
28	SS4090415SP	SCREW 9/64-40 L=4				1
29	40026983	NEEDLE_BAR_ASM_LEFT				1
30	40026982	NEEDLE_BAR_LEFT		*		1
31	22685200	SEESAW PLATE		*		1
32	22685408	NEEDLE BAR PIN		*		1
33	TA0370301R0	PLUG D-3.7X4.4 L=3				2
34	B1425526000	SCREW 1/8-44 L=6				4
35	40029561	ASSY_NEEDLE_CLAMP_L(1/4)	EXCHANGING GAUGE PARTS (SEE.P.44,45,47,49)			1
36	SS8080660TP	SCREW 1/8-44 L=5.5		*		2
37	SS4090715SP	SCREW 9/64-40 L=7				2
38	40026984	NEEDLE_BAR_ASM_RIGHT				1
39	40026981	NEEDLE_BAR_RIGHT		*		1
40	22685200	SEESAW PLATE		*		1
41	22685408	NEEDLE BAR PIN		*		1
42	40029562	ASSY_NEEDLE_CLAMP_R(1/4)	EXCHANGING GAUGE PARTS (SEE.P.44,45,47,49)			1
43	SS8080660TP	SCREW 1/8-44 L=5.5		*		2
44	23204506	ROCKING ROD SQUARE BLOCK A	SELECTIVE PARTS			1
45	23204605	ROCKING ROD SQUARE BLOCK B	SELECTIVE PARTS			1
46	23204704	ROCKING ROD SQUARE BLOCK C	SELECTIVE PARTS			1
47	22606206	SPACER Y	SELECTIVE PARTS			1

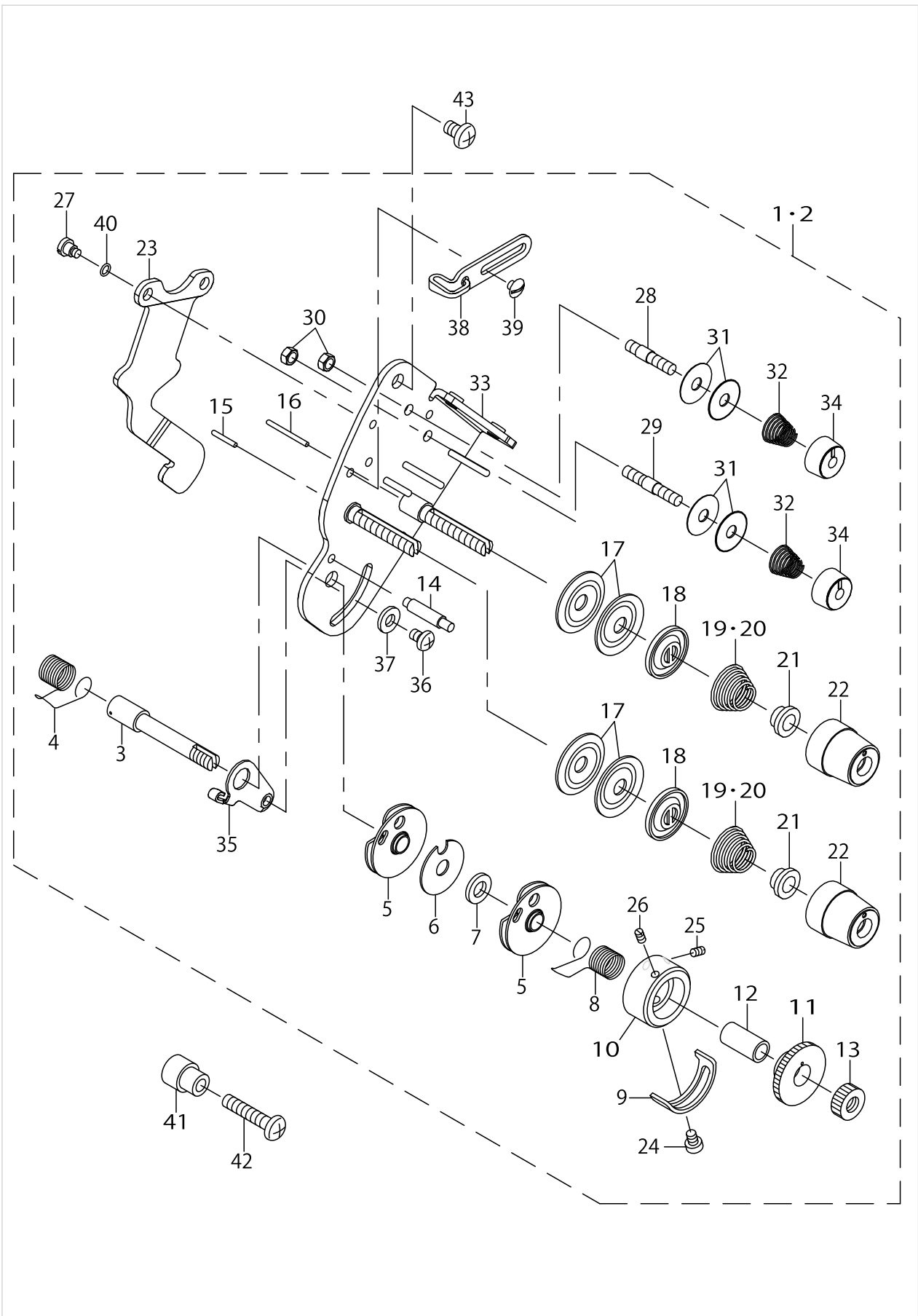




NEEDLE BAR COMPONENTS (2)(FOR LH-3568A,LH-3568A-7,3588A,3588A-7)

No.	Parts No.	Parts name	Remarks	Level	Cons	Qty
48	22606305	SPACER Z	SELECTIVE PARTS			1
49	22607600	SPACER A	SELECTIVE PARTS			1
50	22607709	SPACER B	SELECTIVE PARTS			1
51	B1438512B00	WASHER 17.1X28X1.5	SELECTIVE PARTS			1
52	22607808	SPACER D	SELECTIVE PARTS			1
53	22607907	SPACER E	SELECTIVE PARTS			1
54	22606404	SPACER F	SELECTIVE PARTS			1
55	40032147	NEEDLE_BAR_CONNECTION_ASM				1
56	40059036	RELEASE_PIN_COVER		*		1
57	22683304	SPRING		*		1
58	40024473	RELEASE_PIN		*		1
59	22683809	SPRING		*		2
60	40028679	NEEDLE_BAR_CONNECTION		*		1
61	22683403	NEEDLE BAR CONNECTION PIN		*		1
62	22684104	SPRING		*		2
63	SS6080340SP	SCREW 1/8-44 L=2.9		*		2
64	22684203	SPRING BRACKET		*		1
65	22683908	CLUTCH STOPPER LEFT		*		1
66	22684005	CLUTCH STOPPER RIGHT		*		1
67	40024064	NEEDLE_BAR_CLUTCH		*		2
68	B1705850000	STOPPER PIN		*		2
69	22683601	CLUTCH LEVER		*		2
70	CQ252000000	OIL WICK		*		0.03
71	40015144	NEEDLE BAR CONNECTION PIN		*		1
72	SS7060310SP	SCREW 3/32-56 L=3		*		1
73	40023568	BUSHING				1
74	40023569	BUSHING				1
75	40033669	ASSY_REAR_ARM				1
76	SM6062502TP	SCREW M6 L=25		*		1
77	22685705	OIL GUARD RUBBER				1
78	40026482	SHOULDER_SCREW				2
79	40032124	DRIVING_ROD_ASM				1
80	40028853	ASSY_DRIVING_ARM				1
81	SM6051600SP	SCREW M5 L=16		*		1
82	40028200	NEEDLE_BAR_CRANK_ROD	FOR LH-3568A,3568A-7			1
83	22682504	SPRING BEARING				2
84	B1402528FALA	NEEDLE CLAMP ASM. 1/4	EXCHANGING GAUGE PARTS (SEE.P.44,45,47,49)			1
85	SS8080660TP	SCREW 1/8-44 L=5.5		*		2
86	B1402528FARA	NEEDLE CLAMP ASM. 1/4	EXCHANGING GAUGE PARTS (SEE.P.44,45,47,49)			1
87	SS8080660TP	SCREW 1/8-44 L=5.5		*		2
88	40030027	NEEDLE_BAR_CRANK_ROD	FOR LH-3588A,3588A-7			1

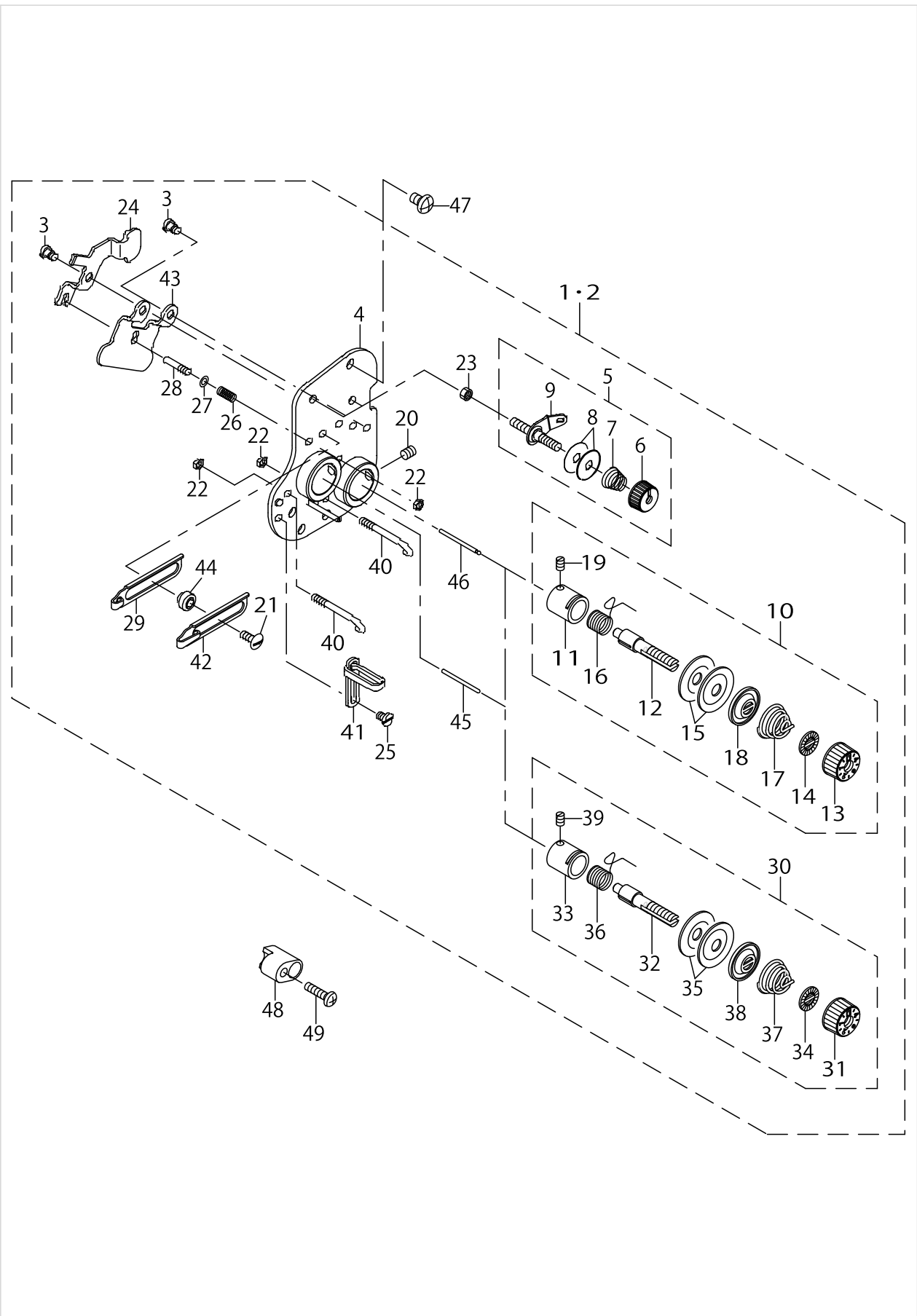
TENSION POST COMPONENTS (1)(LH-3528A,3528A-7 TYPE S/G)(LH-3578A,3578A-7 TYPE G)



TENSION POST COMPONENTS (1)(LH-3528A,3528A-7 TYPE S/G)(LH-3578A,3578A-7 TYPE G)

No.	Parts No.	Parts name	Remarks	Level	Cons	Qty
1	40091191	COMP_THREAD_TENSION_MAL28S	TYPE S			1
2	40094770	COMP_THREAD_TENSION_MAL28G	TYPE G			1
3	10697605	THREAD TAKE-UP SPRING STUD		*		1
4	22618706	THREAD TAKE-UP SPRING A		*	☆	2
5	B31375270A0	TAKE-UP SPRING GUIDE ASM.		*		1
6	B3142527000	TAKE-UP SPRING GUIDE PLATE		*		1
7	B3139527000	COLLAR		*		1
8	22618805	THREAD TAKE-UP SPRING B		*	☆	1
9	B3138527000	ADJUSTING PLATE B		*		1
10	22617609	THREAD TENSION POST		*		1
11	22617708	TAKE-UP SPRING GUIDE		*		1
12	B3141527000	PRESSER COLLAR		*		1
13	22617807	NUT		*		1
14	B3143527000	TAKE-UP SPRING GUIDE STUD		*		1
15	22618201	TENSION RELEASE PIN A		*		1
16	22618300	TENSION RELEASE PIN B		*		1
17	B3126012000	THREAD TENSION DISK		*		4
18	22617906	THREAD TENSION DISK PRESSER		*		2
19	B3129012A00	TENSION SPRING	TYPE S	*		2
20	B3114232000	THREAD TENSION SPRING	TYPE G	*		2
21	B3112704000	TENSION SPRING BUSHING		*		2
22	11957008	THREAD TENSION KNOB		*		2
23	40091259	DISK_RELEASE_PLATE_B		*		1
24	SS7090510SP	SCREW 9/64-40 L= 4.6		*		1
25	22618904	SET SCREW		*		1
26	22618904	SET SCREW		*		1
27	SD0470316TP	SHOULDER SCREW D=4.7 H=3.1		*		2
28	10124204	THREAD TENSION POST A		*		1
29	10124303	THREAD TENSION POST B		*		1
30	NS6110310SP	NUT 11/64-40		*		2
31	10741106	FIRST THREAD TENSION PLATE		*		4
32	11045101	THREAD TENSION SPRING		*		2
33	40091258	ASSY_TENSION_BASE_PLATE28		*		1
34	11072402	THREAD TENSION NUT		*		2
35	10697506	THREAD TENSION BRACKET A		*		1
36	SS4110615SP	SCREW 11/64-40 L=6		*		1
37	WP0501016SD	WASHER 5X10.5X1		*		1
38	40083824	THREAD_TAKE_UP_GUIDE_B		*		1
39	SS5090420SP	SCREW 9/64-40 L=3.5		*		2
40	RO036080200	RUBBER RING		*		2
41	40091193	STUD				1
42	SM4052501SP	SCREW				1
43	SM4051001SN	SCREW M5				1

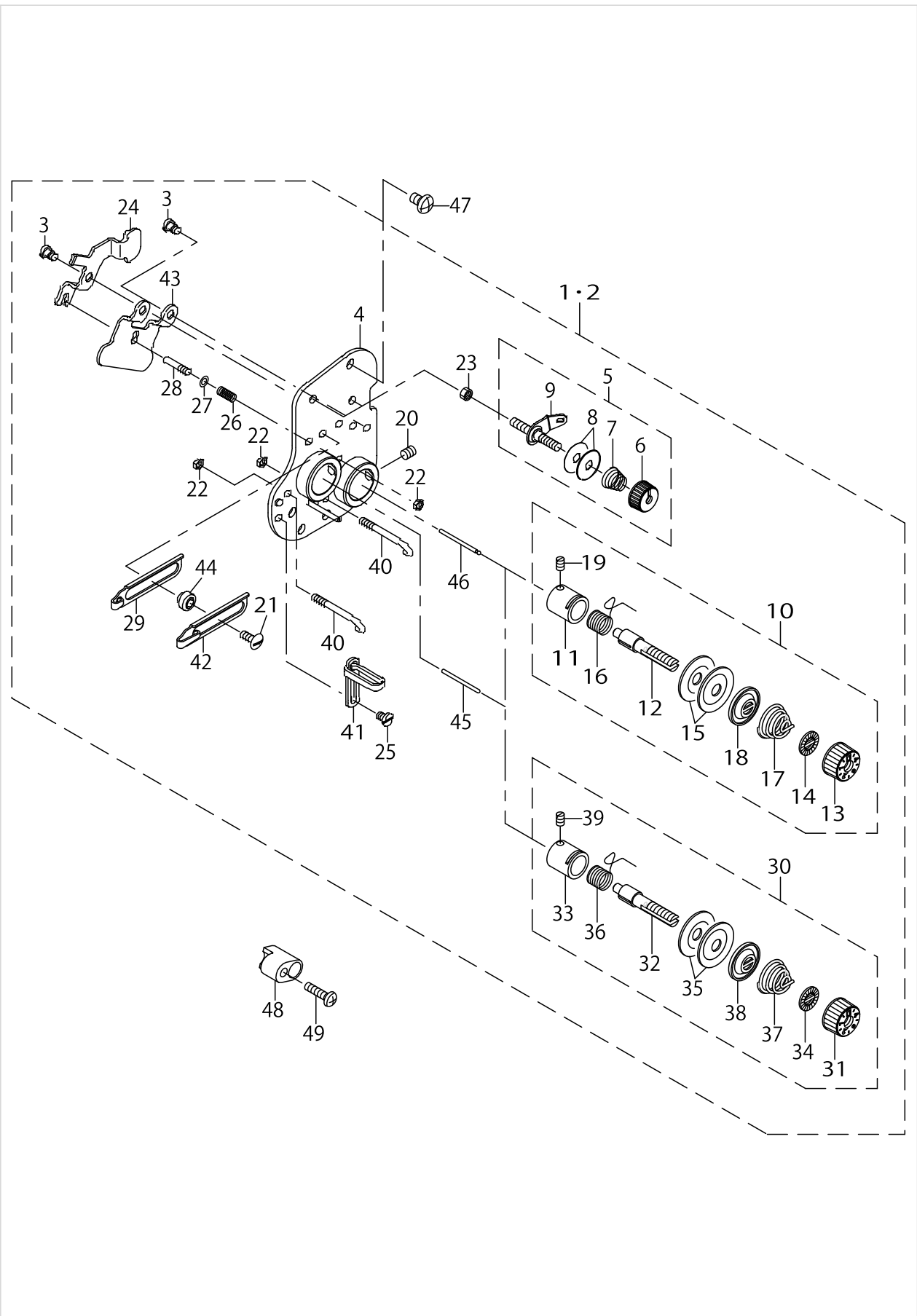
TENSION POST COMPONENTS (2)(LH-3528A TYPE A/F)



TENSION POST COMPONENTS (2)(LH-3528A TYPE A/F)

No.	Parts No.	Parts name	Remarks	Level	Cons	Qty
1	40032707	COMP_THREAD_TENSION_28S	TYPE F			1
2	40032709	COMP_THREAD_TENSION_28A	TYPE A			1
3	SD0470316TP	SHOULDER SCREW D=4.7 H=3.1		*		3
4	40028250	ASSY_TENSION_BASE_PLATE		*		1
5	40052366	ASSY_THREAD_TENSION		*		2
6	11072402	THREAD TENSION NUT		*		1
7	22945505	THREAD TENSION SPRING		*		1
8	B3214047000	BOBBIN WINDER TENSION DISC		*		2
9	22529473	BOBBIN THREAD TENSION ROD ASM.		*		1
10	40056698	THREAD TENSION ASM.	TYPE F	*		1
11	22945307	THREAD TENSION POST BASE		*		1
12	22921209	THREAD TENSION POST		*		1
13	23626005	THREAD TENSION NUT		*		1
14	22921407	ROTATION STOPPER		*		1
15	22921506	THREAD TENSION DISK		*		2
16	22921605	THREAD TAKE-UP SPRING		*	☆	1
17	B3129012A00	TENSION SPRING		*		1
18	22921803	DISK STOPPER		*		1
19	SS8090670SP	SCREW 9/64-40 L= 5.5		*		1
20	SM8050612TP	SCREW M5X6		*		2
21	SS5091020SP	SCREW 9/64-40 L= 9.5		*		2
22	NS6080210SP	NUT 1/8-44		*		3
23	NS6110310SP	NUT 11/64-40		*		2
24	40034840	RELEASE_LEVER		*		1
25	SS6090520SP	SCREW 9/64-40 L= 5.0		*		1
26	40009222	PRESSER PLATE ADJUSTING SPRING		*		1
27	WP0350516SD	WASHER 3.5X6X0.5		*		1
28	40015699	SPRING_GUIDE		*		1
29	40060689	THREAD_TAKE_UP_GUIDE		*		1
30	40080006	ASSY_THREAD_TENSION_A	TYPE A	*		1
31	23626005	THREAD TENSION NUT		*		1
32	B3115552000	TENSION POST		*		1
33	B3111126000	TENSION POST SOCKET		*		1
34	B3120125000	ROTATING STOPPER		*		1
35	13138201	THREAD TENSION DISK		*		2
36	D3128555D00	TAKE-UP SPRING		*	☆	1
37	D3129555D00	THREAD TENSION SPRING		*		1
38	B3132552000	THREAD TENSION DISK PRESSER		*		1
39	SS8090670SP	SCREW 9/64-40 L= 5.5		*		1
40	40049219	THREAD_GUIDE		*		2
41	40060693	THREAD_GUIDE_UPPER_A		*		1
42	40060840	THREAD_TAKE_UP_GUIDE_B		*		1
43	40034660	DISK_RELEASE_PLATE		*		1
44	23203300	THREAD GUIDE COLLAR		*		2
45	B3118552F00	TENSION RELEASING PIN		*		1
46	B3118552I00	TENSION RELEASING PIN I		*		1
47	SM4050855SP	SCREW				2

TENSION POST COMPONENTS (2)(LH-3528A TYPE A/F)

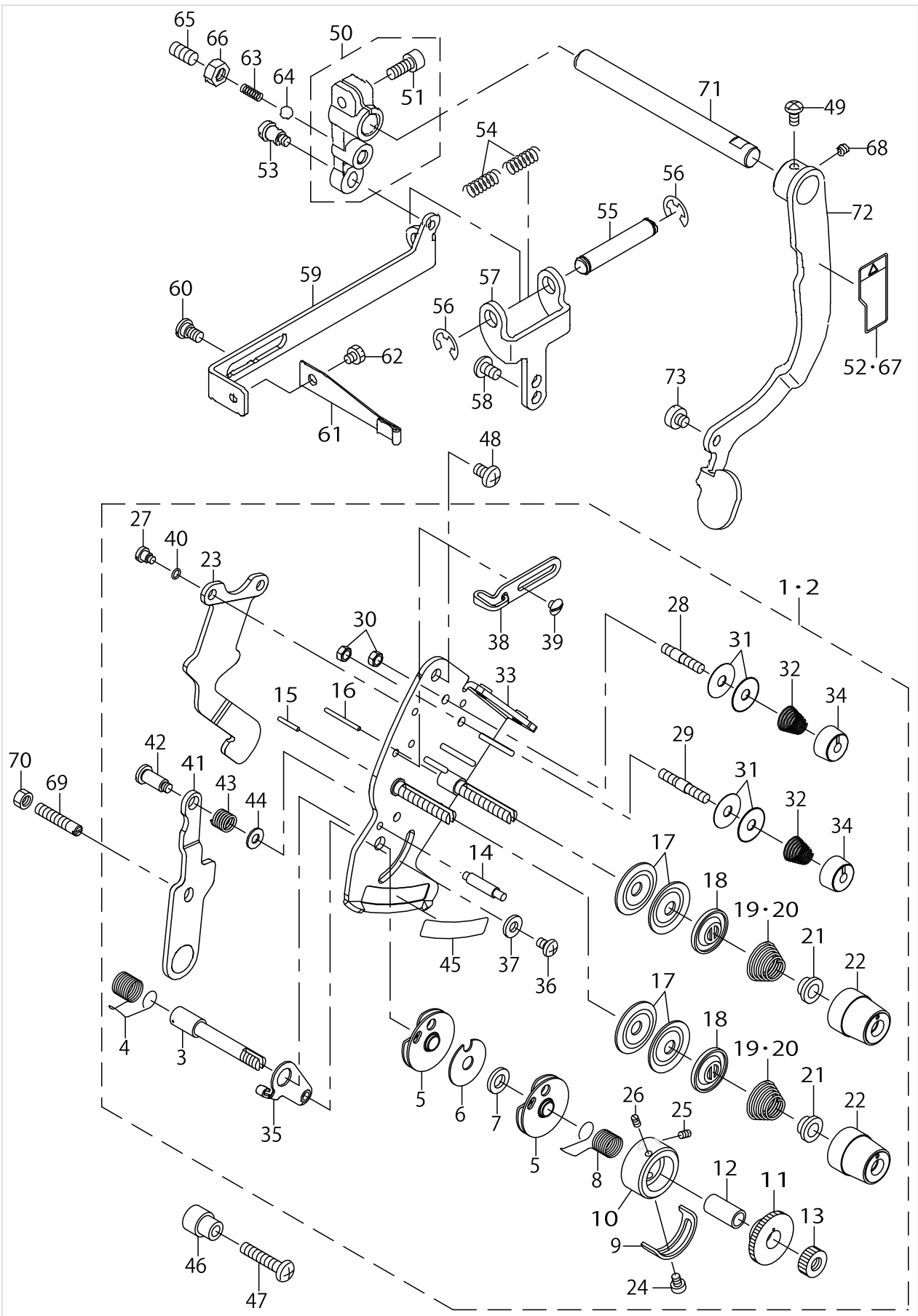


TENSION POST COMPONENTS (2)(LH-3528A TYPE A/F)

No.	Parts No.	Parts name	Remarks	Level	Cons	Qty
48	40091194	TENSION_STUD_A				1
49	SM4041601SN	SCREW				1



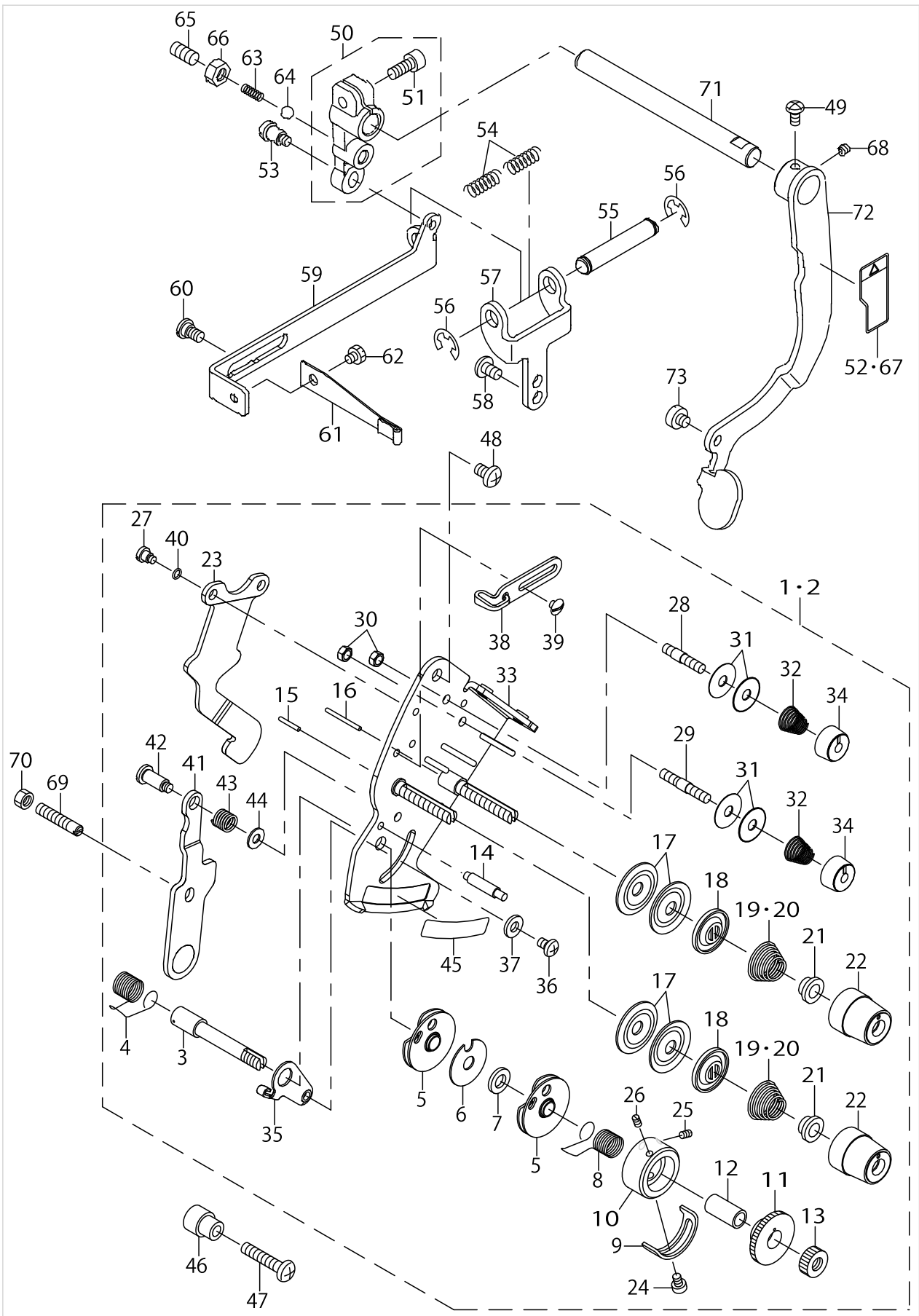
TENSION POST COMPONENTS (3)(LH-3568A,3568A-7 TYPE S/G)(LH-3588A,3588A-7 TYPE G)



TENSION POST COMPONENTS (3)(LH-3568A,3568A-7 TYPE S/G)(LH-3588A,3588A-7 TYPE G)

No.	Parts No.	Parts name	Remarks	Level	Cons	Qty
1	40091192	COMP_THREAD_TENSION_MAL68S	TYPE S			1
2	40094771	COMP_THREAD_TENSION_MAL68G	TYPE G			1
3	10697605	THREAD TAKE-UP SPRING STUD		*		1
4	22618706	THREAD TAKE-UP SPRING A		*	☆	1
5	B31375270A0	TAKE-UP SPRING GUIDE ASM.		*		2
6	B3142527000	TAKE-UP SPRING GUIDE PLATE		*		1
7	B3139527000	COLLAR		*		1
8	22618805	THREAD TAKE-UP SPRING B		*	☆	1
9	B3138527000	ADJUSTING PLATE B		*		1
10	22617609	THREAD TENSION POST		*		1
11	22617708	TAKE-UP SPRING GUIDE		*		1
12	B3141527000	PRESSER COLLAR		*		1
13	22617807	NUT		*		1
14	B3143527000	TAKE-UP SPRING GUIDE STUD		*		1
15	22618201	TENSION RELEASE PIN A		*		1
16	22618300	TENSION RELEASE PIN B		*		1
17	B3126012000	THREAD TENSION DISK		*		4
18	22617906	THREAD TENSION DISK PRESSER		*		2
19	B3129012A00	TENSION SPRING	TYPE S	*		2
20	B3114232000	THREAD TENSION SPRING	TYPE G	*		2
21	B3112704000	TENSION SPRING BUSHING		*		2
22	11957008	THREAD TENSION KNOB		*		2
23	40091259	DISK_RELEASE_PLATE_B		*		1
24	SS7090510SP	SCREW 9/64-40 L= 4.6		*		1
25	22618904	SET SCREW		*		1
26	22618904	SET SCREW		*		1
27	SD0470316TP	SHOULDER SCREW D=4.7 H=3.1		*		2
28	10124204	THREAD TENSION POST A		*		1
29	10124303	THREAD TENSION POST B		*		1
30	NS6110310SP	NUT 11/64-40		*		2
31	10741106	FIRST THREAD TENSION PLATE		*		4
32	11045101	THREAD TENSION SPRING		*		2
33	40091265	ASSY_TENSION_BASE_PLATE68		*		1
34	11072402	THREAD TENSION NUT		*		2
35	10697506	THREAD TENSION BRACKET A		*		1
36	SS4110615SP	SCREW 11/64-40 L=6		*		1
37	WP0501016SD	WASHER 5X10.5X1		*		1
38	40083824	THREAD_TAKE_UP_GUIDE_B		*		1
39	SS5090420SP	SCREW 9/64-40 L=3.5		*		2
40	RO036080200	RUBBER RING		*		2
41	40091266	REPOSITIONING_RELEASE_LEVER		*		1
42	SD0601171SP	HINGE SCREW D= 6 H=11.7		*		1
43	B1449526000	REPOSITIONING LEVER SPRING		*		1
44	WP0450801SP	WASHER		*		1
45	40091267	TENSION_PLATE_LABEL		*		1
46	40091193	STUD		*		1
47	SM4052501SP	SCREW		*		1

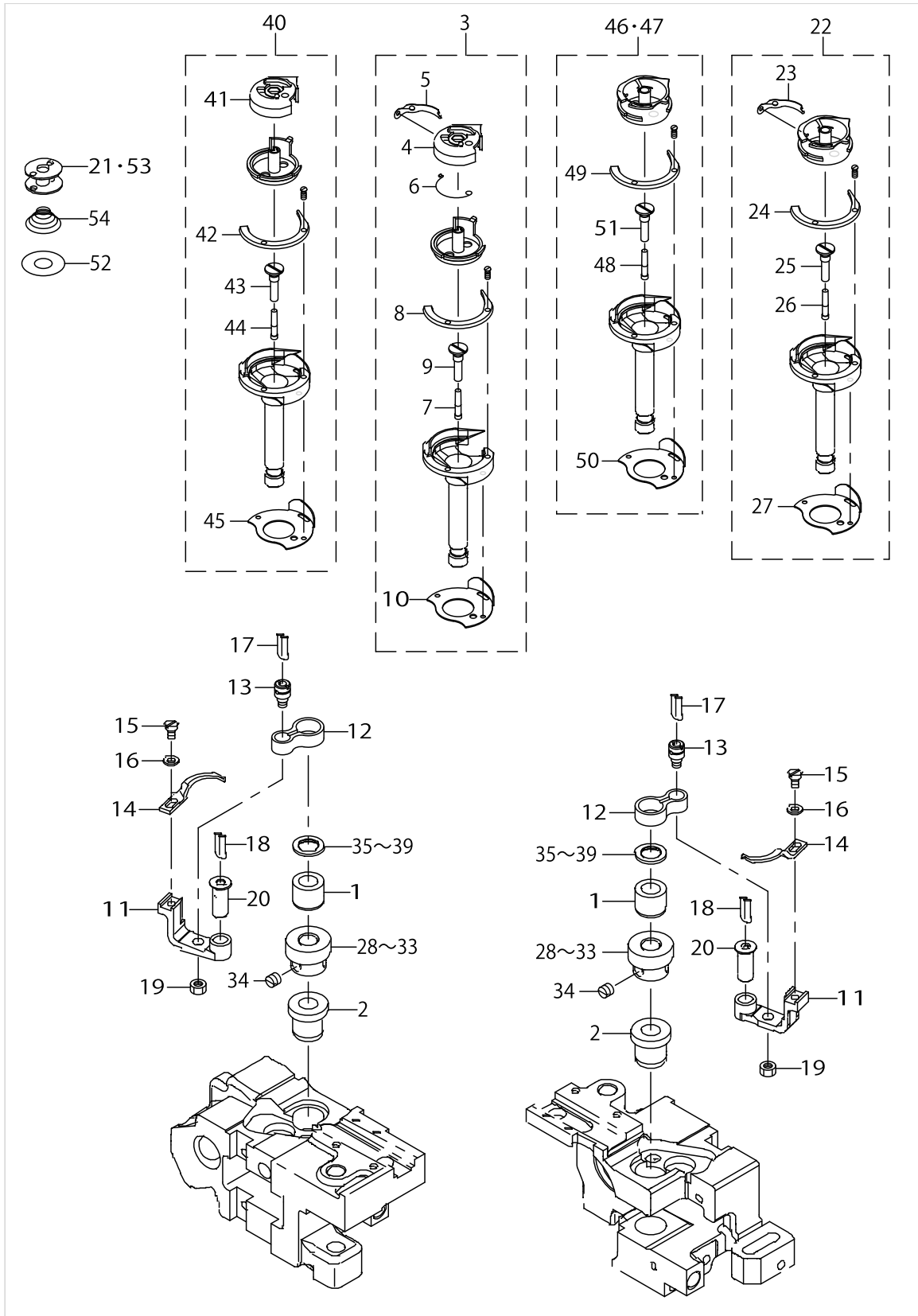
TENSION POST COMPONENTS (3)(LH-3568A,3568A-7 TYPE S/G)(LH-3588A,3588A-7 TYPE G)



TENSION POST COMPONENTS (3)(LH-3568A,3568A-7 TYPE S/G)(LH-3588A,3588A-7 TYPE G)

No.	Parts No.	Parts name	Remarks	Level	Cons	Qty
48	SM4050855SP	SCREW				1
49	SM4040855SP	SCREW				1
50	40032327	ASSY_REPOSITIONING_ARM				1
51	SM6051202TP	SCREW M5X0.8 L=12		*		1
52	CM300400902	LABEL_04	EXCEPT CHINA			1
53	SD0640752TP	HINGE SCREW D= 6.35 H= 7.5				1
54	22687503	SPRING				2
55	22687701	SPRING SHAFT				1
56	RE0700000K0	E-RING 7				2
57	22687602	SPRING BASE				1
58	SM4050855SP	SCREW				2
59	22687107	REPOSITIONING PLATE				1
60	SD0640247TP	SHOULDER SCREW D=6.35 H=2.4				2
61	22687008	LEAF SPRING				1
62	SS9110460CP	SCREW 11/64-40 L=4				1
63	40028641	ADJUSTING_SPRING				1
64	22615702	OIL ADJUSTING BALL				1
65	SM8061212TP	SCREW M6X12				1
66	NM6060001CP	NUT M6				1
67	CM300400901	LABEL_04_C	FOR CHINA			1
68	SM8040412TP	SET SCREW M4 L=4				1
69	40028843	LEVER_PIN_SCREW				1
70	NM6050001SP	NUT M5				1
71	40028844	REPOSITIONING_LEVER_SHAFT				1
72	40028259	ASSY_REPOSITIONING_LEVER				1
73	SM6050450TP	SCREW M5 L=4				1

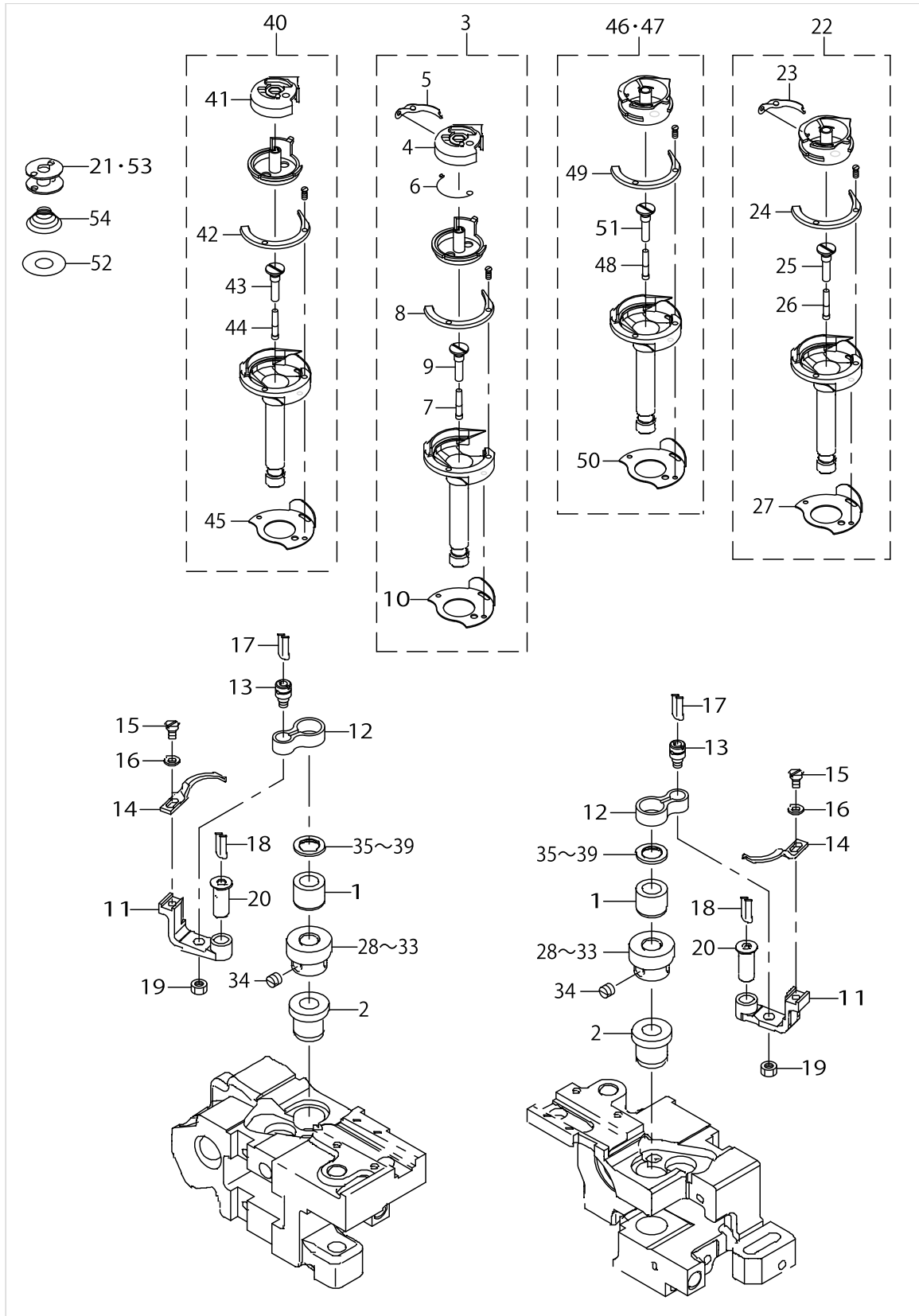
HOOK & HOOK DRIVING SHAFT COMPONENTS (1)



HOOK & HOOK DRIVING SHAFT COMPONENTS (1)

No.	Parts No.	Parts name	Remarks	Level	Cons	Qty
1	40042121	HOOK_UPPER_BUSH				2
2	40104436	HOOK_LOWER_BUSH				2
3	40091144	ASSY-CAP_HOOK	FOR LH-3568A		☆	2
4	22688154	BOBBIN CASE ASM.		*		1
5	22688402	TENSION ADJUSTING SPRING		*	☆	2
6	22688204	SPRING		*	☆	2
7	11015906	OIL WICK		*		1
8	40036689	HOOK_GIB_TRIM		*		2
9	40012085	OIL_PLUG		*		2
10	22612303	NEEDLE POSITIONER		*		2
11	B1822051000	OPENING LEVER CRANK				2
12	B1820563000	BOBBIN CASE OPENING LEVER LINK				2
13	B1821051000	CRANK SCREW STUD				2
14	22613509	BOBBIN CASE OPENING LEVER				2
15	SS6090810TP	SCREW 9/64-40 L=7.5				2
16	WP0371016SD	WASHER 3.7X8X1				2
17	CQ202000000	OIL WICK				0.3
18	CQ202000000	OIL WICK				0.3
19	NS6110420SP	NUT 11/64-40				2
20	B1823051000	OPENING LEVER CRANK PIN				2
21	B9117051000	BOBBIN			☆	2
22	40091143	ASSY-RATCH_HOOK	FOR LH-3528A		☆	2
23	22612402	BOBBIN CASE TENSION SPRING		*	☆	2
24	40036689	HOOK_GIB_TRIM		*		2
25	40012085	OIL_PLUG		*		2
26	11015906	OIL WICK		*	☆	1
27	22612303	NEEDLE POSITIONER		*		2
28	40040549	HOOK_SHAFT_GEAR-E	SELECTIVE PARTS		☆	2
29	40040550	HOOK_SHAFT_GEAR-F	SELECTIVE PARTS		☆	2
30	40028560	HOOK_SHAFT_GEAR-A	SELECTIVE PARTS			2
31	40028561	HOOK_SHAFT_GEAR-B	SELECTIVE PARTS			2
32	40028562	HOOK_SHAFT_GEAR-C	SELECTIVE PARTS			2
33	40028563	HOOK_SHAFT_GEAR-D	SELECTIVE PARTS			2
34	SM8060550TP	SCREW M6 L=4.5				6
35	22614002	THRUST WASHER A	SELECTIVE PARTS			2
36	22614101	THRUST WASHER B	SELECTIVE PARTS			2
37	22614200	SPACER C	SELECTIVE PARTS			2
38	10112605	THRUST WASHER 1.7	SELECTIVE PARTS			2
39	10112704	THRUST WASHER 1.8	SELECTIVE PARTS			2
40	40036685	ASSY-CAP_HOOK_TRIM	FOR LH-3568A-7		☆	1
41	22688105	BOBBIN CASE		*		1
42	40036689	HOOK_GIB_TRIM		*		2
43	40012085	OIL_PLUG		*		2
44	11015906	OIL WICK		*		1
45	22612303	NEEDLE POSITIONER		*		1
46	40036683	ASSY-RATCH_HOOK_TRIM	FOR LH-3528A-7		☆	1
47	40036682	ASSY-RATCH_HOOK	FOR LH-3528A(TYPE A,F)			1

HOOK & HOOK DRIVING SHAFT COMPONENTS (1)

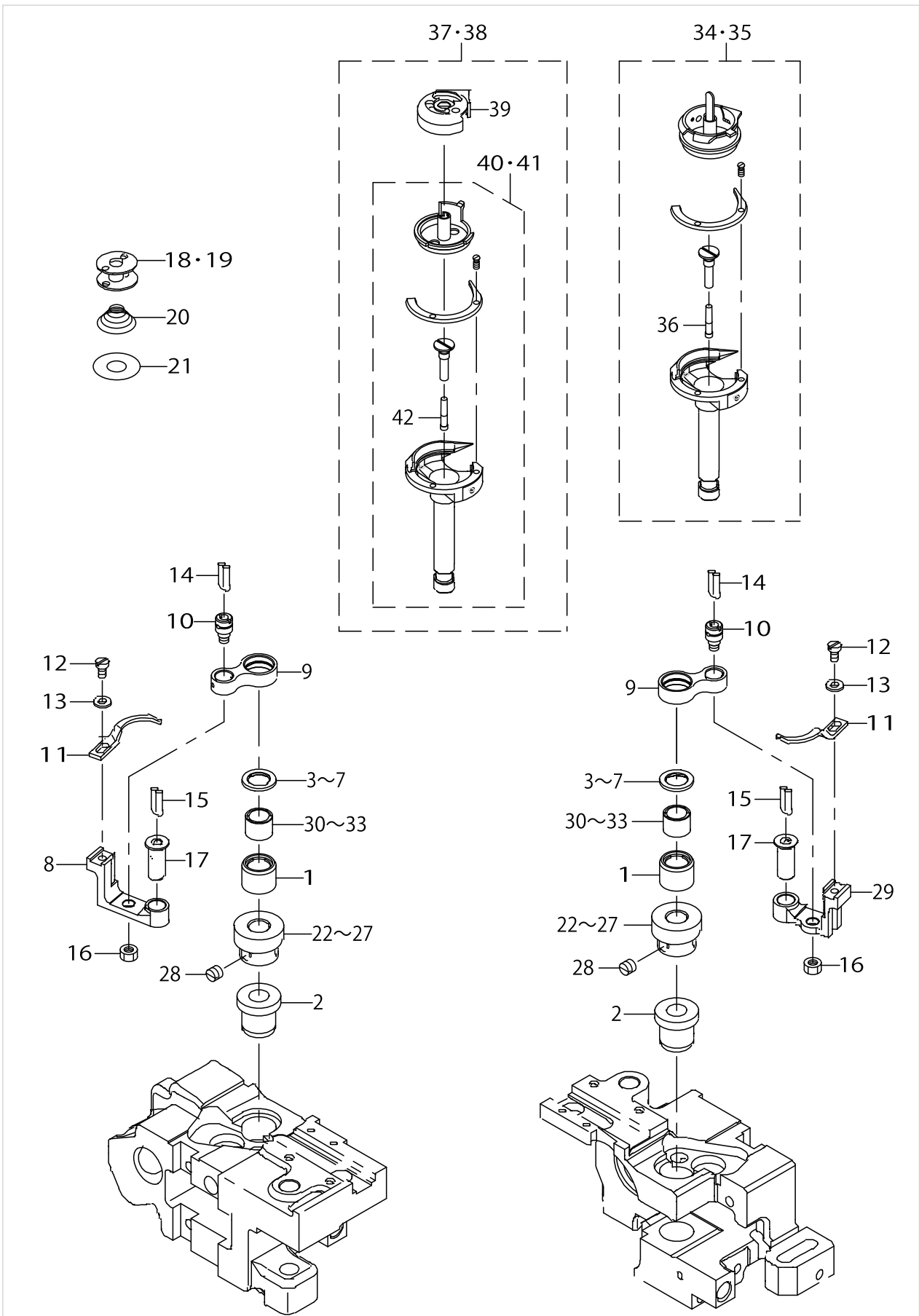


HOOK & HOOK DRIVING SHAFT COMPONENTS (1)

No.	Parts No.	Parts name	Remarks	Level	Cons	Qty
48	11015906	OIL WICK		*		1
49	40036689	HOOK_GIB_TRIM		*		2
50	22612303	NEEDLE POSITIONER		*		1
51	40012085	OIL_PLUG		*		2
52	22653802	SHEET	FOR LH-3528A-7,LH-3568A-7		☆	1
53	10210805	HARD ALUMITE BOBBIN	FOR LH-3528A-7,LH-3568A-7		☆	1
54	10111508	SPRING	FOR LH-3528A-7,LH-3568A-7		☆	1



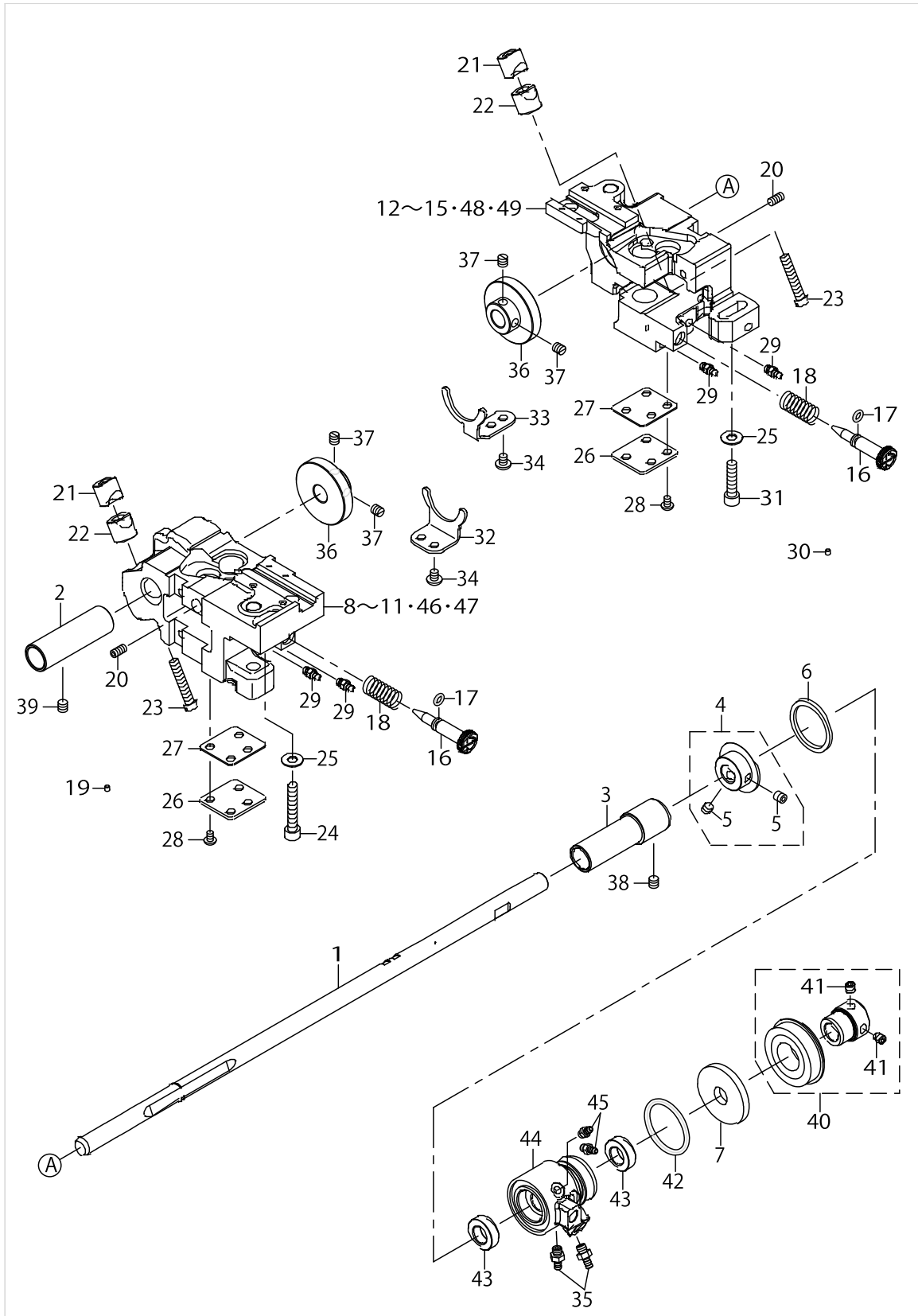
HOOK & HOOK DRIVING SHAFT COMPONENTS (1)(FOR LH-3578A,3578A-7,3588A,3588A-7)



HOOK & HOOK DRIVING SHAFT COMPONENTS (1)(FOR LH-3578A,3578A-7,3588A,3588A-7)

No.	Parts No.	Parts name	Remarks	Level	Cons	Qty
1	40050003	HOOK_SHAFT_BUSH_A				2
2	40104436	HOOK_LOWER_BUSH				2
3	10111201	THRUST WASHER F	SELECTIVE PARTS			2
4	10109809	THRUST WASHER B	SELECTIVE PARTS			2
5	10112506	THRUST WASHER 1.6	SELECTIVE PARTS			2
6	10111003	THRUST WASHER 1.2	SELECTIVE PARTS			2
7	10111102	THRUST WASHER 1.3	SELECTIVE PARTS			2
8	22813109	OPENING LEVER CRANK				1
9	22813000	BOBBIN CASE OPENING LEVER LINK				2
10	B1821051000	CRANK SCREW STUD				2
11	40057361	OPENING_LEVER				2
12	SS6090810TP	SCREW 9/64-40 L=7.5				2
13	WP0371016SD	WASHER 3.7X8X1				2
14	CQ202000000	OIL WICK				0.3
15	CQ202000000	OIL WICK				0.3
16	NS6110420SP	NUT 11/64-40				2
17	B1823051000	OPENING LEVER CRANK PIN				2
18	B9117563000	BOBBIN	FOR LH-3578A,3588A		☆	2
19	10231603	BOBBIN	FOR LH-3578A-7,3588A-7		☆	2
20	40055358	SPRING_L	FOR LH-3578A-7,3588A-7		☆	2
21	22819809	SHEET	FOR LH-3578A-7,3588A-7		☆	2
22	40028560	HOOK_SHAFT_GEAR-A	SELECTIVE PARTS			2
23	40028561	HOOK_SHAFT_GEAR-B	SELECTIVE PARTS			2
24	40028562	HOOK_SHAFT_GEAR-C	SELECTIVE PARTS			2
25	40028563	HOOK_SHAFT_GEAR-D	SELECTIVE PARTS			2
26	40040549	HOOK_SHAFT_GEAR-E	SELECTIVE PARTS			2
27	40040550	HOOK_SHAFT_GEAR-F	SELECTIVE PARTS			2
28	SM8060550TP	SCREW M6 L=4.5				6
29	40053371	INNERHOOK_GUIDE_ARM_R				1
30	SB30953010A	NEEDLE BEARING 9.525X9.52	SELECTIVE PARTS			2
31	SB30953010B	NEEDEL BEARING	SELECTIVE PARTS			2
32	SB30953010C	NEEDLE BEARING 9.525X9.52	SELECTIVE PARTS			2
33	SB30953010D	BEARING	SELECTIVE PARTS			2
34	40043333	ASSY_RATCH_LARGEHOOK	FOR LH-3578A		☆	1
35	40043334	ASSY_RATCH_LARGEHOOK(T)	FOR LH-3578A-7		☆	1
36	11015906	OIL WICK		*		1
37	40043335	ASSY_LARGEHOOK	FOR LH-3588A		☆	1
38	40043336	ASSY_LARGEHOOK(T)	FOR LH-3588A-7		☆	1
39	22827257	BOBBIN CASE ASM.	FOR LH-3588A,3588A-7	*		1
40	40059786	LARGE HOOK EXCEPT CAP	FOR LH-3588A	*		1
41	40059787	LARGE HOOK TRIM EXCEPT CAP	FOR LH-3588A-7	*		1
42	11015906	OIL WICK		*		1

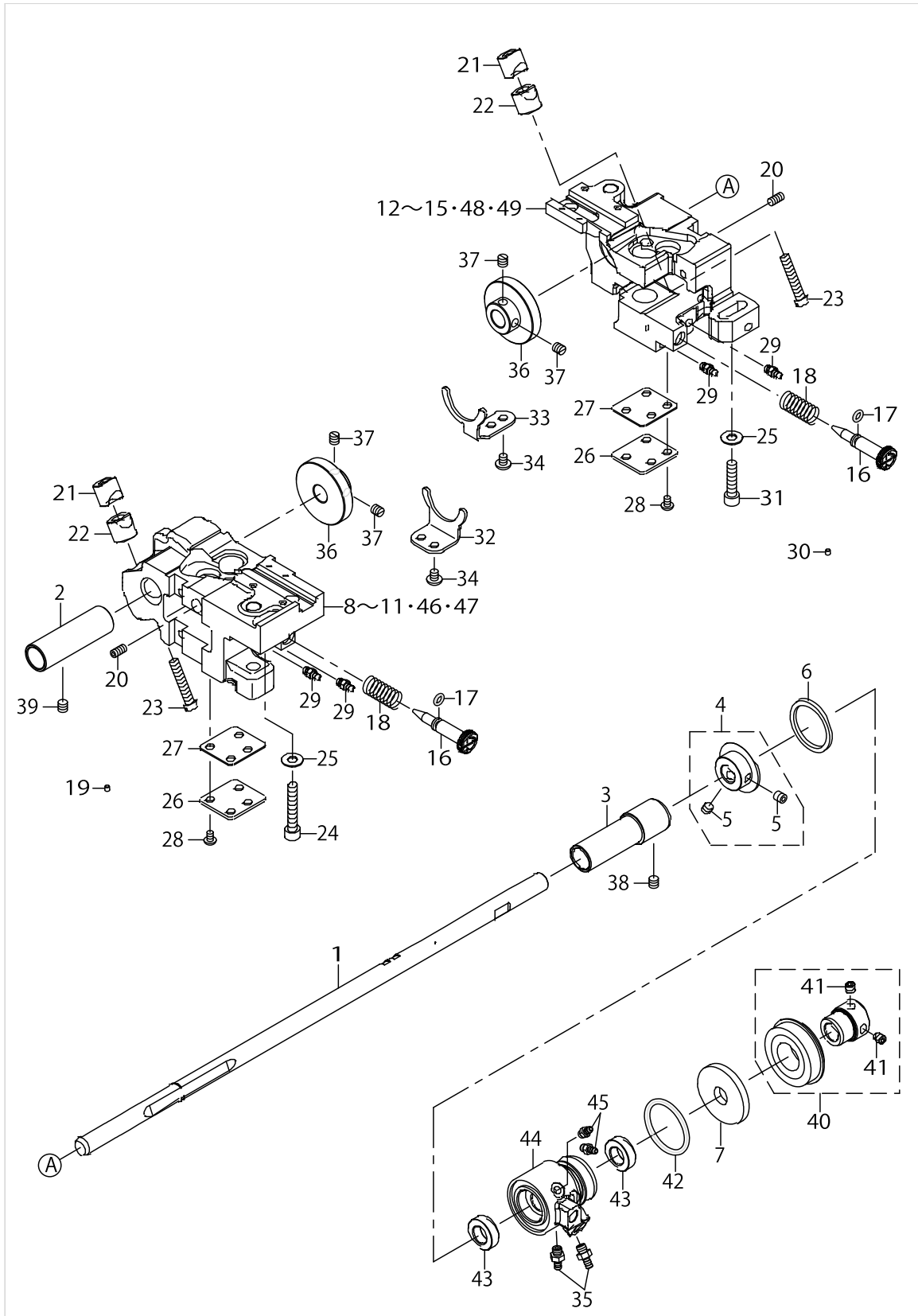
HOOK & HOOK DRIVING SHAFT COMPONENTS (3)



HOOK & HOOK DRIVING SHAFT COMPONENTS (3)

No.	Parts No.	Parts name	Remarks	Level	Cons	Qty
1	40028271	LOWER_SHAFT				1
2	40104434	LOWER_SHAFT_BUSH-F				1
3	40104435	LOWER_SHAFT_BUSH-M				1
4	40031351	ASSY-LOWER_SHAFT_COLLAR				1
5	SM8060612TP	SCREW M6 L=6		*		2
6	40013061	THRUST_WASHER				1
7	23618804	OIL SEAL				1
8	40028485	HOOK_SHAFT_BASE-L	FOR LH-3528A,3568A (EXCEPT CHINA)			1
9	40028487	HOOK_SHAFT_BASE-L-TRIM	FOR LH-3528A-7,3568A-7 (EXCEPT CHINA)			1
10	40034969	HOOK_SHAFT_BASE_L	FOR LH-3528A,3568A(CHINA)			1
11	40034971	HOOK_SHAFT_BASE_L-TRIM	FOR LH-3528A-7, 3568A-7(CHINA)			1
12	40028486	HOOK_SHAFT_BASE-R	FOR LH-3528A,3568A (EXCEPT CHINA)			1
13	40028488	HOOK_SHAFT_BASE-R-TRIM	FOR LH-3528A-7,3568A-7 (EXCEPT CHINA)			1
14	40034970	HOOK_SHAFT_BASE_R	FOR LH-3528A,3568A(CHINA)			1
15	40034972	HOOK_SHAFT_BASE_R-TRIM	FOR LH-3528A-7, 3568A-7(CHINA)			1
16	40042141	OIL_ADJUSTING_SCREW				2
17	RO044240100	RUBBER RING				2
18	40029570	OIL_ADJUSTING_SPRING				2
19	TA0290301M0	PLUG				6
20	SM8051002TP	SCREW M5 L=10				2
21	10109908	SADDLE INSTALLING BLOCK UPPER				2
22	10112407	SADDLE INSTALLING BLOCK LOWER				2
23	SS6153040SP	SCREW 15/64-28 L=30				2
24	SM6063750SP	SCREW M6 L=37				1
25	WP0621046SP	WASHER				2
26	40022589	BOTTOM_COVER				2
27	40022590	BOTTOM_COVER_GASKET				2
28	SM4050855SP	SCREW				8
29	SQ2050453MZ	CONNECTING SCREW				4
30	TA0290301M0	PLUG				6
31	SM6062500SP	SCREW M6 L=25				1
32	40028495	GEAR_GUIDE-L				1
33	40028496	GEAR_GUIDE-R				1
34	SM4050655SP	SCREW M5 L=6				4
35	SQ2060451MZ	CONNECTING SCREW				2
36	40028489	LOWER_SHAFT_GEAR				2
37	SM8060610TP	SCREW				4
38	SM8060612TP	SCREW M6 L=6				1
39	SM8060612TP	SCREW M6 L=6				1
40	40028656	ASSY-LOWER_SHAFT_BEARING				1
41	SM8060612TP	SCREW M6 L=6		*		2
42	RO257350100	O-RING				1
43	22888507	OIL SEAL				2
44	40011947	LOWER_PLUNGER_BUSH				1
45	SQ2050453MZ	CONNECTING SCREW				2
46	40043921	L-HOOK_SHAFT_BASE-L	FOR LH-3578A,3588A			1
47	40043923	L-HOOK_SHAFT_BASE-L-TRIM	FOR LH-3578A-7,3588A-7			1

HOOK & HOOK DRIVING SHAFT COMPONENTS (3)



HOOK & HOOK DRIVING SHAFT COMPONENTS (3)

No.	Parts No.	Parts name	Remarks	Level	Cons	Qty
48	40043922	L-HOOK_SHAFT_BASE-R	FOR LH-3578A,3588A			1
49	40043924	L-HOOK_SHAFT_BASE-R-TRIM	FOR LH-3578A-7,3588A-7			1

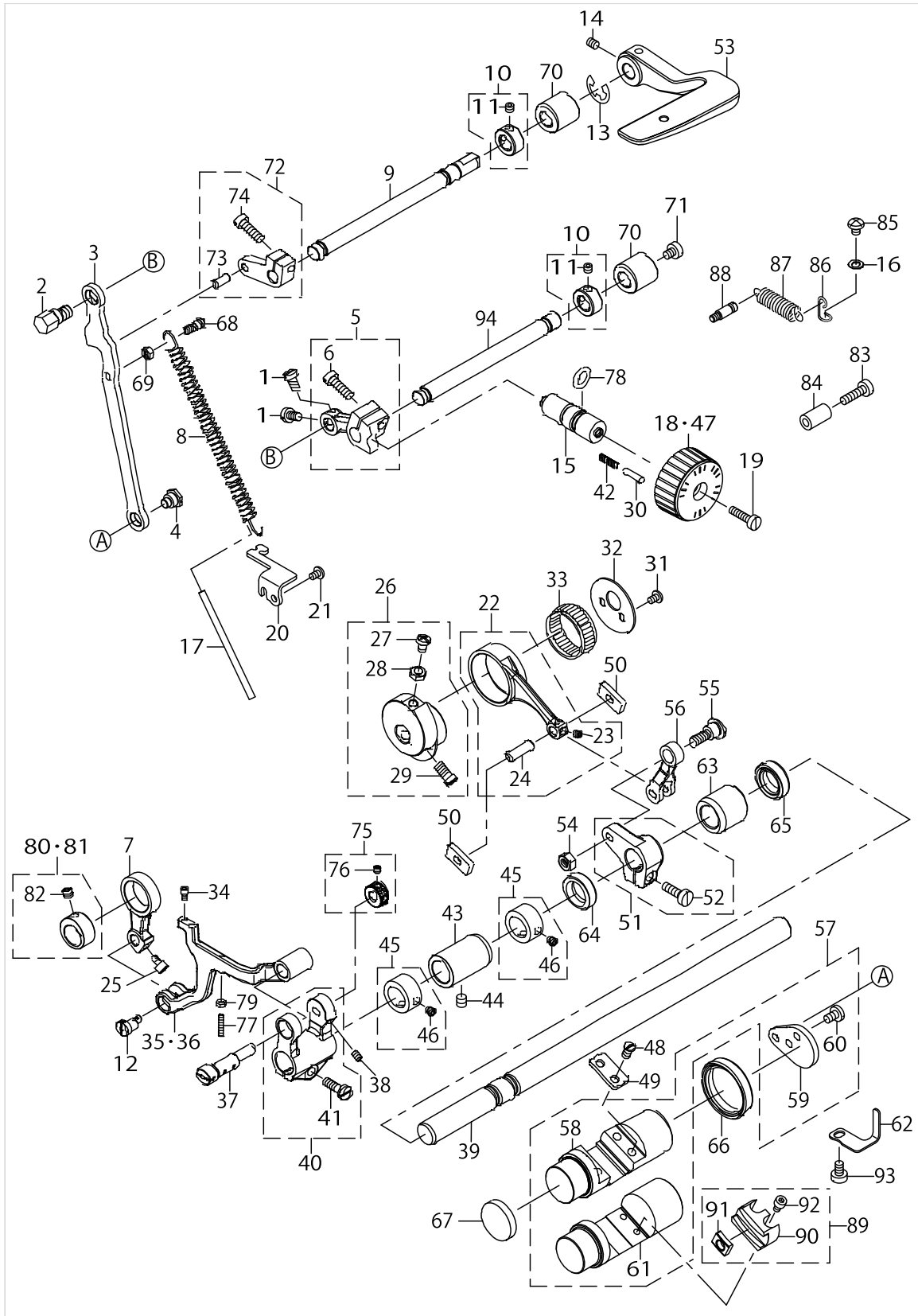


FEED MECHANISM COMPONENTS

No.	Parts No.	Parts name	Remarks	Level	Cons	Qty
1	SM6050800SP	SCREW M5 L=8				2
2	40028293	FEED_REGULATOR_ROD_PIN				1
3	40028284	FEED_REGULATOR_ROD				1
4	SD0900426TP	SHOULDER SCREW D=9 H=4.2				1
5	40028854	ASSY_FEED_REGULATOR				1
6	SM6051600SP	SCREW M5 L=16		*		1
7	40011935	VERTICAL_FEED_LINK				1
8	40025315	FEED_ADJUST_SPRING				1
9	40028286	REVERSE_FEED_SHAFT				1
10	40032269	THRUST COLLAR				1
11	SM80506A2TP	SCREW M5 L=6		*		2
12	40026673	VERTICAL_F_LINK_SHAFT_M				1
13	RE0900000K0	E-RING 9	FOR LH-3528A-7,3568A-7, 3578A-7,3588A-7			1
14	SM80506A2TP	SCREW M5 L=6	FOR LH-3528A,3568A,3578A, 3588A			1
15	22911804	FEED REGULATOR SCREW				1
16	WP0520656SA	WASHER 5.2X9.5X0.6				1
17	BT0500300EA	OIL TUBE				0.09
18	40036433	FEED_DIAL				1
19	SS6121860SP	SCREW 3/16-28 L=18				1
20	40091188	SPRING_BRACKET	FOR LH-3528A,3568A,3578A, 3588A			1
21	SM4040655SP	SCREW M4 L=6				2
22	40032293	ASSY_FEED_ROCKER_ROD				1
23	SM8040412TP	SET SCREW M4 L=4		*		1
24	B1653470000	PIN		*		1
25	SM6750690TP	SCREW M3.5 L=6				1
26	40031348	ASSY_FD_ECCENTRIC_CAM				1
27	SM4051255SP	SCREW M5 L=12		*		1
28	NM6050001SP	NUT M5		*		1
29	SM6061150TP	SCREW M6 L=11		*		2
30	40091190	FEED_ADJUSTING_PIN				1
31	SM4040655SP	SCREW M4 L=6				2
32	40011906	FD_CAM_LID				1
33	B1636581B00	NEEDLE BEARING B				1
34	SM6030672TP	SCREW M3 L=6				2
35	40011946	FEED_BASE	FOR LH-3528A,3568A,3578A, 3588A			1
36	40011934	FEED_BASE_TRIM	FOR LH-3528A-7,3568A-7, 3578A-7,3588A-7			1
37	40011932	FEED_BASE_SHAFT				1
38	SM8040612TP	SCREW M4 L=6				1
39	40028279	FEED_ROCKER_SHAFT				1
40	40031349	ASSY_FEED_BASE_ARM				1
41	SM6051400SP	SCREW		*		1
42	22912109	FEED REGULATOR PIN SPRING				1
43	40011939	FEED_SHAFT_BUSH_F				1
44	SM8060612TP	SCREW M6 L=6				1
45	40032268	THRUST COLLAR				2
46	SM8050412TP	SCREW M5 L=4		*		2
47	40050584	FEED DIAL 4	FOR LH-3528A-0B, LH-3528A(TYPE F)			1



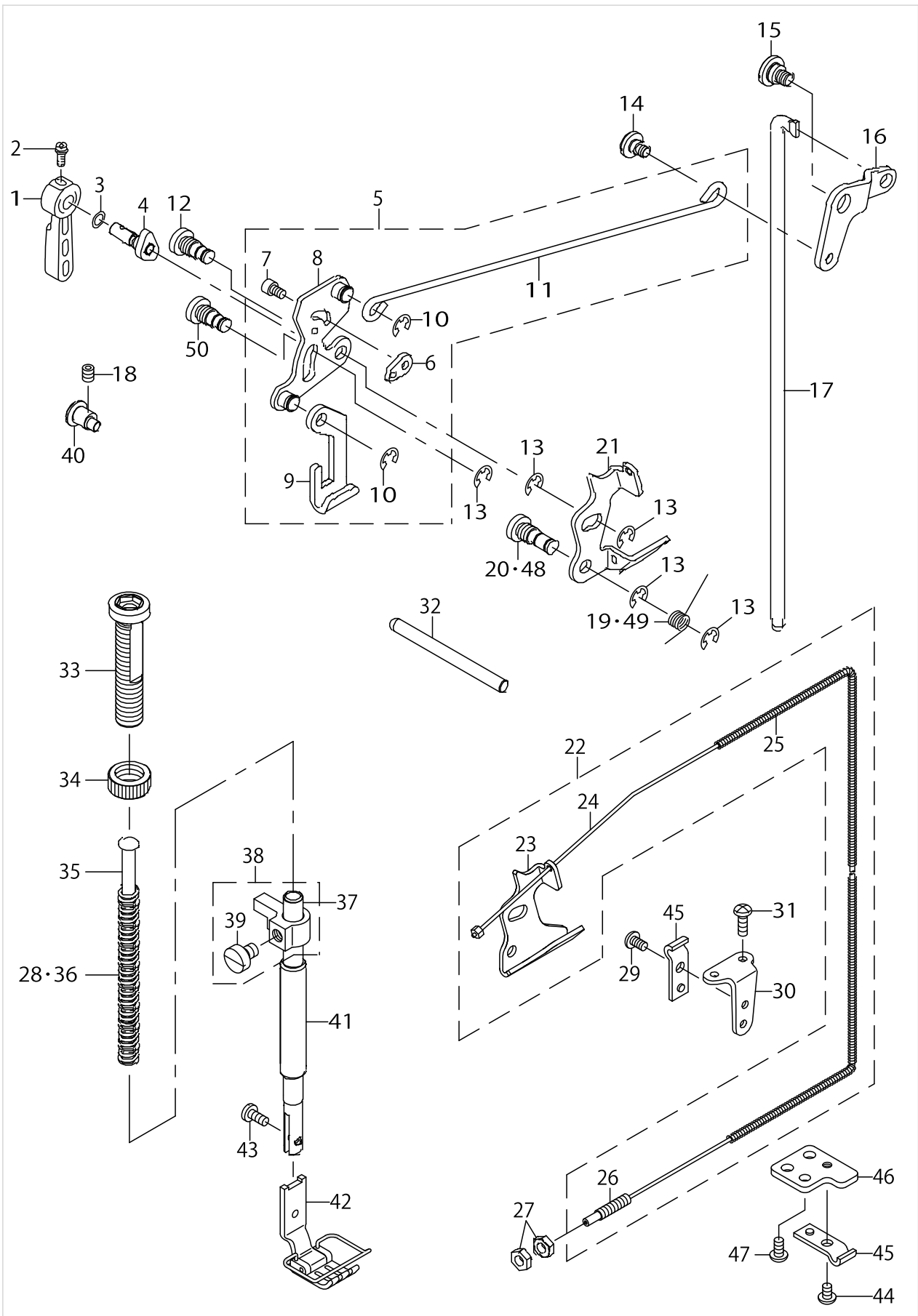
FEED MECHANISM COMPONENTS



FEED MECHANISM COMPONENTS

No.	Parts No.	Parts name	Remarks	Level	Cons	Qty
48	SM7050850TP	SCREW M5 L=8	TYPE S			4
49	40028277	FEED_ADJUSTING_PLATE	TYPE S			2
50	40035704	FEED_ADJUSTING_BLOCK	TYPE S			2
51	40028852	ASSY_FEED_ROCKER_ARM				1
52	SM6051600SP	SCREW M5 L=16		*		1
53	40091189	REVERSE_FEED_LEVER				1
54	NM6060001CP	NUT M6				1
55	SD0900706TP	SHOULDER SCREW D=9 H=7				1
56	40036679	FEED_ROCKER_ARM_ROD				1
57	40028274	ASSY_FEED_ADJUSTING	TYPE S			1
58	40067594	FEED_ADJUSTING	TYPE S	*		1
59	40028276	FEED_ADJUSTING_ARM		*		1
60	SM7050850TP	SCREW M5 L=8		*		2
61	40094318	SLIDER BASE ARC	TYPE G	*		1
62	40091187	FEED_ADJUSTING_STOPPER				1
63	40028280	FEED_SHAFT_BUSH_R				1
64	40013362	FEED_SHAFT_OIL_SEAL_A				1
65	40025316	FEED_SHAFT_OIL_SEAL_B				1
66	40028291	FEED_ADJUSTING_OIL_SEAL				1
67	40028294	FEED_ADJUSTING_CAP				1
68	40011926	SPRING_HOOK				1
69	NM6040001SP	NUT M4X0.7				1
70	40028287	REVERSE_FEED_SHAFT_BUSH				2
71	SM6050650TP	SCREW M5 L=6				1
72	40028855	ASSY_REVERSE_FEED_ARM				1
73	13319405	MAIN FEED ROCKER PIN		*		1
74	SM6051600SP	SCREW M5 L=16		*		1
75	40031350	ASSY_FEED_BASE_SAHFT_COLLAR				1
76	SM8040412TP	SET SCREW M4 L=4		*		2
77	SM8031612TP	SET SCREW M3X16				1
78	RO092270200	RUBBER RING				1
79	NM6030001SN	NUT				1
80	40033668	ASSY_VERTICAL_FEED_CAM	TYPE S			1
81	40095142	ASSY VERTICAL FEED CAM ARC	TYPE G			1
82	SM8060552TP	SCREW M6 L=5		*		1
83	SM6051850TP	SCREW M5 L=18				1
84	22952501	BACK LEVER STOPPER				1
85	SM4050655SP	SCREW M5 L=6				1
86	22656003	SPRING SUSPENSION				1
87	40040924	SPRING				1
88	40040963	TENSION_SPRING_RACK_B				1
89	40096206	ASSY_SLIFER_ARC	TYPE G			2
90	40094315	SLIDER ARC		*		1
91	40094316	FEED ADJUSTING BLOCK ARC		*		1
92	SM6040802TP	SCREW M4X0.7 L=8		*		2
93	SM6050800SP	SCREW M5 L=8				1
94	40028285	FEED_REGULATOR_SHAFT				1

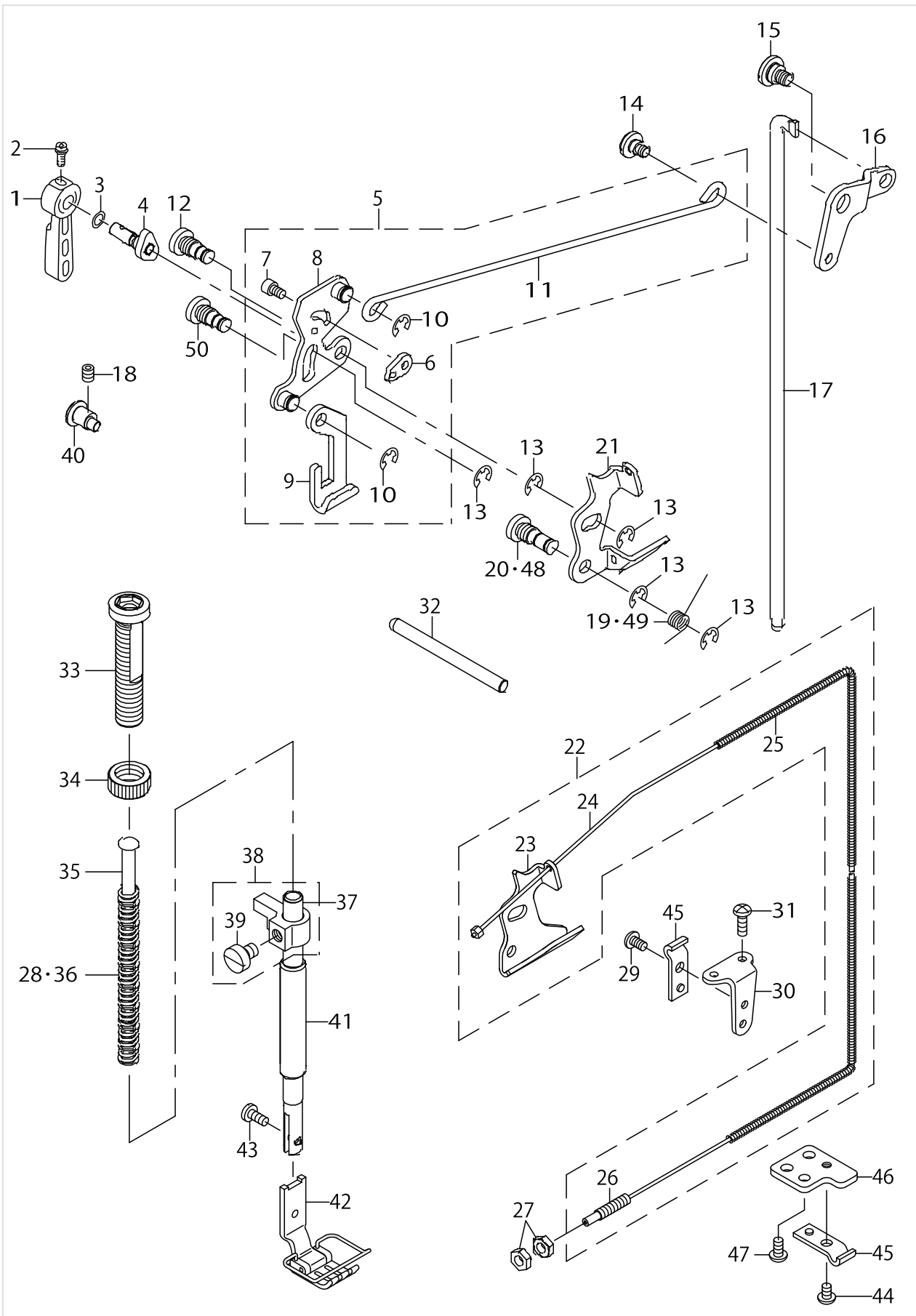
PRESSER BAR & TENSION RELEASE COMPONENTS



PRESSER BAR & TENSION RELEASE COMPONENTS

No.	Parts No.	Parts name	Remarks	Level	Cons	Qty
1	22907802	HAND LIFTER				1
2	B1521555000	SCREW				1
3	RO037180100	RUBBER RING				1
4	40035394	HAND_LIFTER_CAM_ASM.				1
5	40057398	ASSY LIFTING CONNECT ROD				1
6	23609605	PLATE		*		1
7	SM6040602TP	SCREW M4 L=6		*		1
8	40051384	ASSY HAND LIFTER LINK		*		1
9	22908008	LIFTING PLATE		*		1
10	RE0500000K0	E-RING		*		2
11	40035151	LIFTING_CONNECTING_ROD		*		1
12	40028545	LINK_SHAFT				1
13	RE0500000K0	E-RING				5
14	SD0640357TP	SHOULDER SCREW				1
15	SD0900356TP	SHOULDER SCREW D=9 H=3.5				1
16	40035181	LIFTING_LEVER_LINK				1
17	40028268	CONNECTING_ROD_A				1
18	SM8050612TP	SCREW M5X6				1
19	40053231	RETURN_SPRING				1
20	40028546	TENSION_RELEASE_SHAFT				1
21	40035298	TENSION_RELEASE_PLATE	FOR LH-3528A,3568A,3578A, 3588A			1
22	40035828	ASSY_TENSION_RELEASE_PLATE	FOR LH-3528A-7,3568A-7, 3578A-7,3588A-7			1
23	40084941	TENSION_RELEASE_PLATE		*		1
24	40033434	THREAD_TENSION_RELEASE_WIRE		*		1
25	40033435	WIRE_TUBE		*		1
26	D3159555B00	SET SCREW		*		1
27	NS6620310SP	NUT 3/16-32	FOR LH-3528A-7,3568A-7, 3578A-7,3588A-7			2
28	22907406	PRESSER SPRING	EXCEPT TYPE A			1
29	SS4110715SP	SCREW 11/64-40 L=7	FOR LH-3528A-7,3568A-7, 3578A-7,3588A-7			1
30	D3163555B00A	FLEXIBLE TUBE SUPPORT PLATE	FOR LH-3528A-7,3568A-7, 3578A-7,3588A-7			1
31	SS4111215SP	SCREW 11/64-40 L=12	FOR LH-3528A-7,3568A-7, 3578A-7,3588A-7			2
32	40084419	PUSH_BAR				1
33	23609209	PRESSER SPRING REGULATOR				1
34	22907604	PRESSER SPRING REGULATOR NUT				1
35	22907703	PRESSER GUIDE BAR				1
36	B1505227T00A	PRESSER SPRING	TYPE A			1
37	40028547	PRESSER BAR				1
38	40032272	ASSY_PRESSER BAR HOLDER				1
39	SM6060800SP	SCREW M6 L=8		*		1
40	40028269	LIFTER_ADJUSTING_PIN				1
41	23609001	BUSHING				1
42	22640551	PRESSER FOOT ASM.	EXCHANGING GAUGE PARTS (SEE.P.41 TO 49)			1
43	SS7090910TP	SCREW 9/64-40 L= 8.5				1
44	SM4040655SP	SCREW M4 L=6	FOR LH-3528A-7,3568A-7, 3578A-7,3588A-7			1
45	D3164555B00	OUTER PRESSER PLATE	FOR LH-3528A-7,3568A-7, 3578A-7,3588A-7			2
46	40050314	OUTER HOLDER_BASE	FOR LH-3528A-7,3568A-7, 3578A-7,3588A-7			1
47	SM4040855SP	SCREW	FOR LH-3528A-7,3568A-7, 3578A-7,3588A-7			1

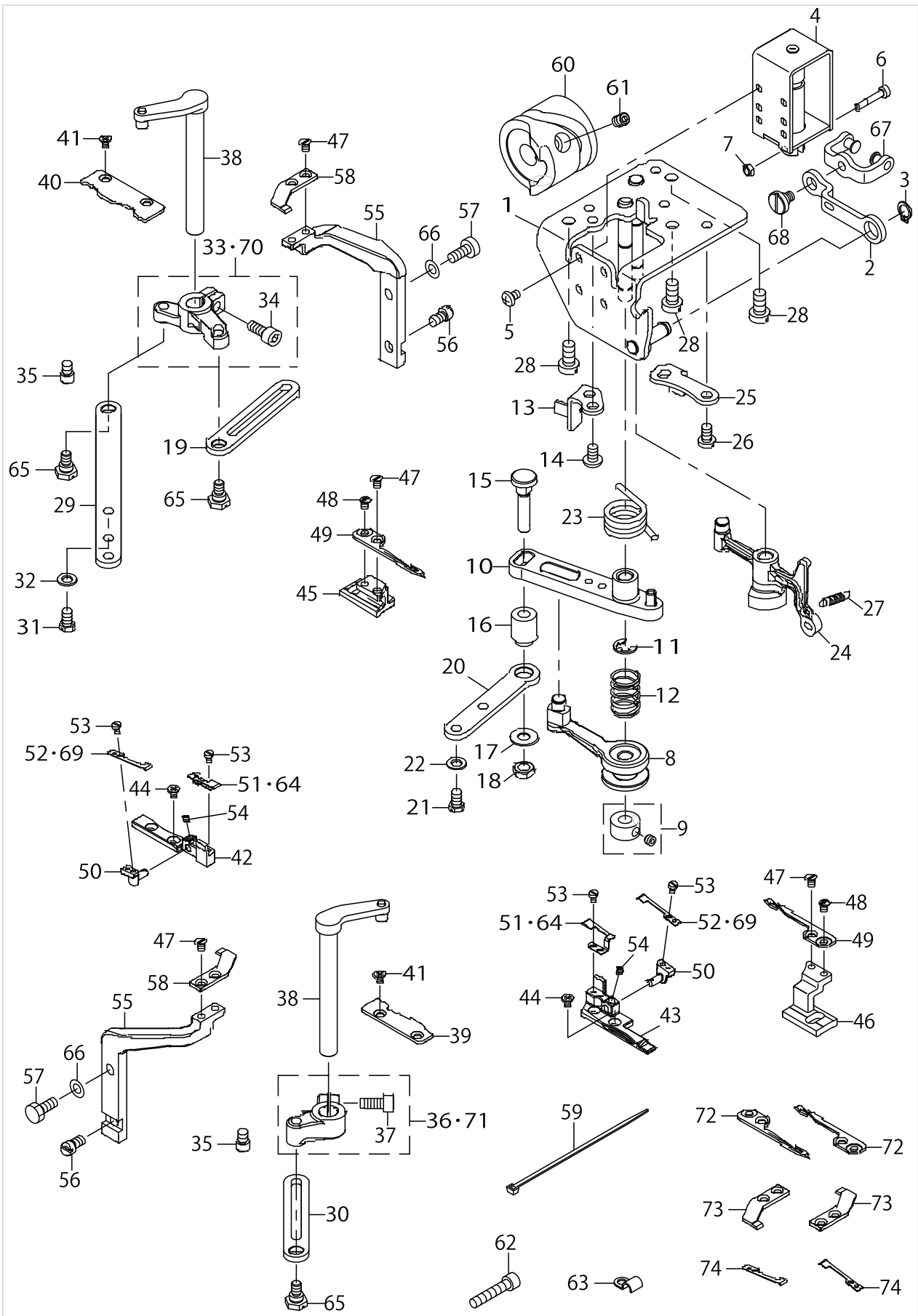
PRESSER BAR & TENSION RELEASE COMPONENTS



PRESSER BAR & TENSION RELEASE COMPONENTS

No.	Parts No.	Parts name	Remarks	Level	Cons	Qty
48	40085773	TENSION_RELEASE_SHAFT	FOR LH-3528A-7,3568A-7, 3578A-7,3588A-7			1
49	40085717	RETURN_SPRING	FOR LH-3528A-7,3568A-7, 3578A-7,3588A-7			1
50	40102831	LINK_SHAFT				1

THREAD TRIMMER MECHANISM COMPONENTS (FOR LH-3528A-7,3568A-7,3578A-7,3588A-7)

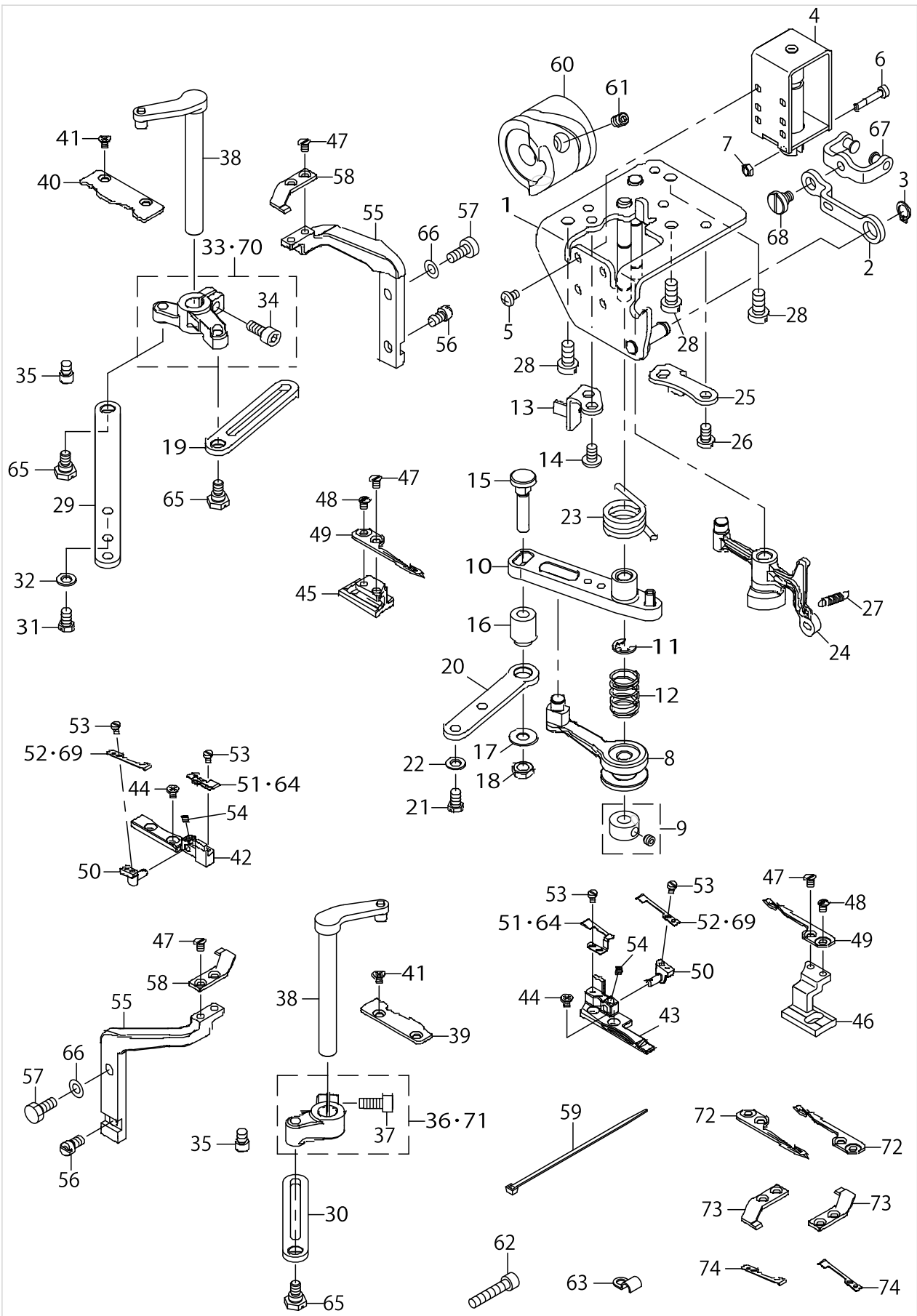


THREAD TRIMMER MECHANISM COMPONENTS (FOR LH-3528A-7,3568A-7,3578A-7,3588A-7)

No.	Parts No.	Parts name	Remarks	Level	Cons	Qty
1	40066128	ASSY_BASE_PLATE				1
2	40065712	TRM_PUSH_LINK				1
3	RC0650811KP	RETAINING RING				1
4	40108582	THREAD_TRIMMER_SOLENOID				1
5	SM4040601SC	SCREW M4X0.7 L=6				4
6	23542418	CLUTCH LINK PIN				1
7	NM6030001SC	NUT M3				2
8	40017399	ASSY_TRM_ROLLER_ARM				1
9	40010434	THRUST_COLLAR_ASM.				1
10	11040854	KNIFE DRIVING ARM ASM.				1
11	RE0600000K0	E-RING 6				1
12	40017400	ROLLER_ARM_SPRING				1
13	40017361	TRM_DRIVING_ARM_STOPPER				1
14	SM4050855SP	SCREW				2
15	40017401	TRM_DRIVING_LINK_PIN				1
16	40017402	TRM_DRIVING_LINK_BUSH				1
17	WP0621046SP	WASHER				1
18	NM6060003SC	NUT M6				1
19	40012505	CONNECTING_ROD_B				1
20	40012506	CONNECTING_ROD_C				1
21	SM9050850SP	SCREW				2
22	WP0531000SD	WASHER M5				2
23	40017403	TRM_DRIVING_ARM_SPRING				1
24	40015669	ASSY_THREAD_RELEASE_ARM				1
25	40017362	RELEASE_ARM_STOPPER				1
26	SM4050855SP	SCREW				2
27	11305901	SPRING				1
28	SM6061200SP	SCREW				3
29	40012504	CONNECTING_ROD_A				1
30	40012505	CONNECTING_ROD_B				1
31	SM9050850SP	SCREW				2
32	WP0531000SD	WASHER M5				2
33	40031352	ASSY_KNIFE_DRIVING_ARM_R	FOR LH-3528A-7,3568A-7			1
34	SM6051202TP	SCREW M5X0.8 L=12		*		1
35	40012503	KNIFE_DRIVING_ARM_PIN				2
36	40036446	ASSY_KNIFE_DRIVING_ARM_L	FOR LH-3528A-7,3568A-7			1
37	SM6051202TP	SCREW M5X0.8 L=12		*		1
38	40012497	ASSY_KNIFE_BASE_SHAFT				2
39	40012492	D_KNIFE_BASE_GUIDE_L				1
40	40021883	D_KNIFE_BASE_GUIDE_R				1
41	SM1030501SN	SCREW M3 L=5				4
42	40021899	D_KNIFE_SUPPORT_R				1
43	40021898	D_KNIFE_SUPPORT_L				1
44	SM1030501SN	SCREW M3 L=5				4
45	40012488	DRIVING_KNIFE_BASE_R				1
46	40012487	DRIVING_KNIFE_BASE_L				1
47	SS1090520TP	SCREW 9/64-40 L=5				6



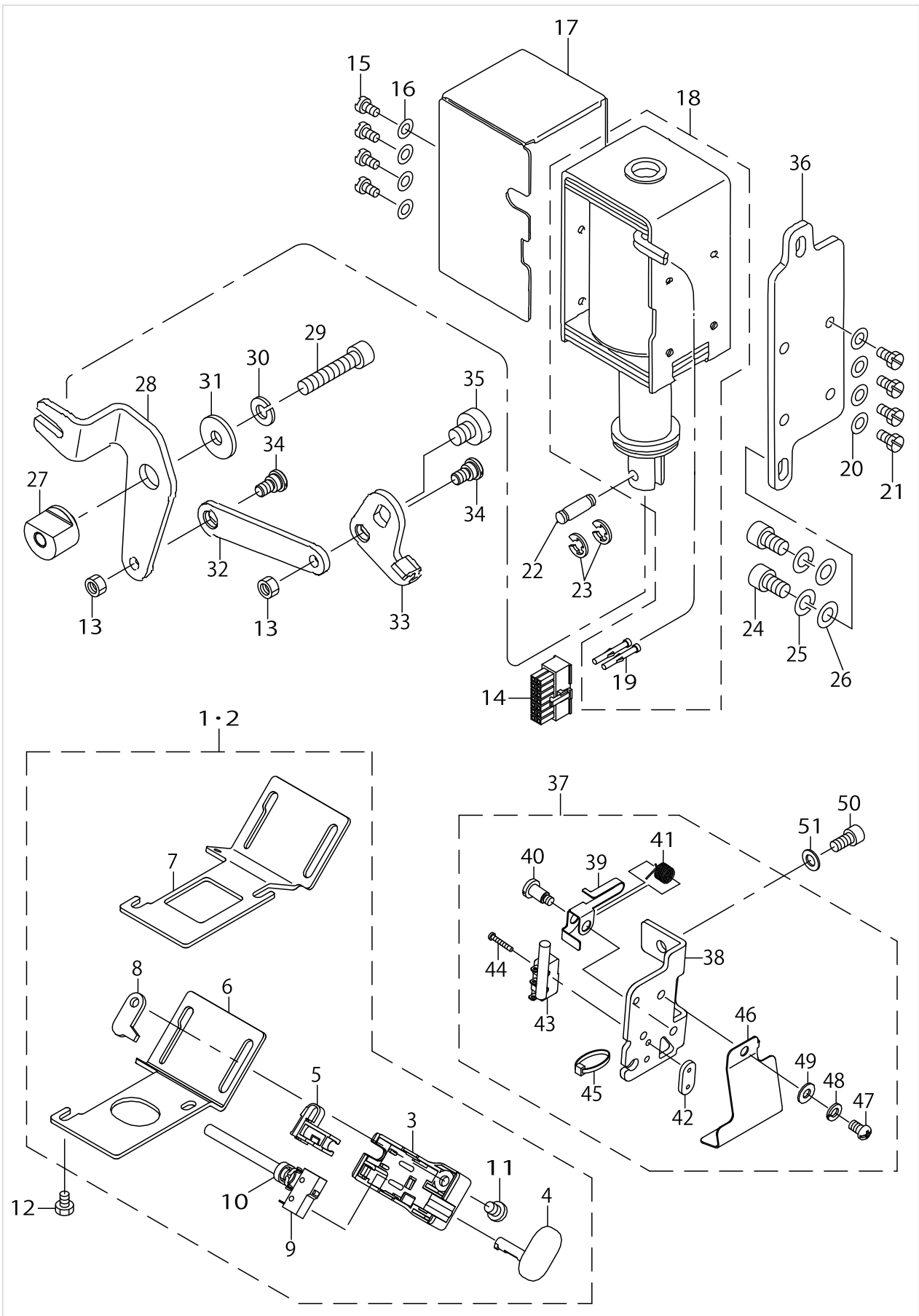
THREAD TRIMMER MECHANISM COMPONENTS (FOR LH-3528A-7,3568A-7,3578A-7,3588A-7)



THREAD TRIMMER MECHANISM COMPONENTS (FOR LH-3528A-7,3568A-7,3578A-7,3588A-7)

No.	Parts No.	Parts name	Remarks	Level	Cons	Qty
48	SS6090580TP	SCREW 9/64-40 L=4.5				2
49	40109415	DRIVING_KNIFE			☆	2
50	40012495	CLAMP_SPRING_BASE				2
51	40044393	CLAMP	OPTIONAL PARTS		☆	2
52	40033160	CLAMP_SPRING	OPTIONAL PARTS		☆	2
53	SM6850400SP	SCREW M2.5 L=4				6
54	SM8030312TP	SCREW M3 L=3				2
55	40012489	FIXED_KNIFE_BASE				2
56	40012496	FIXED_KNIFE_BASE_ADJUST				2
57	SM9051203CP	SCREW M5 L=12				2
58	40012404	FIXED_KNIFE			☆	2
59	EA9500B0100	CABLE BAND				2
60	40013316	THREAD_TRIMMER_CAM				1
61	SM80606A2TP	SCREW M6 L=6				2
62	SM6052502TP	SCREW M5X0.8 L=25				1
63	B3538112000	OIL RETURN TUBE HOLDER				1
64	40076709	CLAMP			☆	2
65	SD0700346TP	SHOULDER SCREW D=7 H=3.4				3
66	WP0531000SD	WASHER M5				2
67	40065722	ASSY_TRM_PUSH_LINK				1
68	SD0700336TP	SHOULDER SCREW				1
69	40076708	CLAMP_SPRING			☆	2
70	40021726	KNIFE_DRIVING_ARM_R_LH	FOR LH-3578A-7,3588A-7			1
71	40012500	KNIFE_DRIVING_ARM_L	FOR LH-3578A-7,3588A-7			1
72	40098762	DRIVING_KNIFE	OPTIONAL PARTS		☆	2
73	40098763	FIXED_KNIFE	OPTIONAL PARTS		☆	2
74	40098764	CLAMP	OPTIONAL PARTS		☆	2

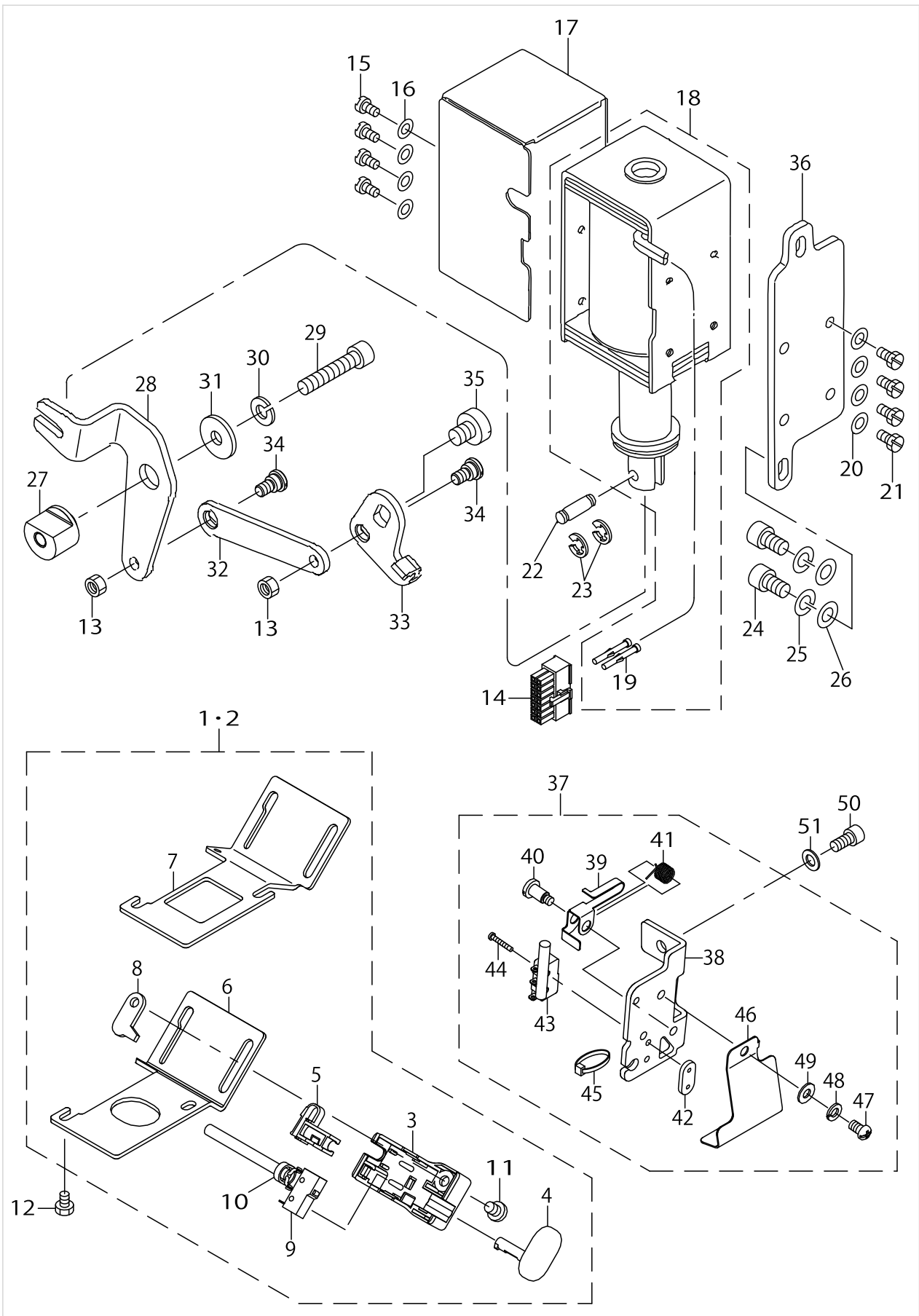
AUTOMATIC REVERSE FEED MECHANISM COMPONENTS



AUTOMATIC REVERSE FEED MECHANISM COMPONENTS

No.	Parts No.	Parts name	Remarks	Level	Cons	Qty
1	40091208	ASSY_RVS_FEED_SWITCH_A	FOR LH-3528A-7,3578A-7			1
2	40091209	ASSY_RVS_FEED_SWITCH_B	FOR LH-3568A-7,3588A-7			1
3	23631708	REVERSE FEED SWITCH COVER		*		1
4	23631807	REVERSE FEED SWITCH SHAFT		*		1
5	23631906	REVERSE FEED SWITCH SUPPORT		*		1
6	40091257	RVS_FEED_SWITCH_BASE_A	FOR LH-3528A-7,3578A-7	*		1
7	40091256	RVS_FEED_SWITCH_BASE_B	FOR LH-3568A-7,3588A-7	*		1
8	23632102	REVERSE FEED SWITCH BASE GUIDE		*		1
9	40093523	REVERSE FEED CORD ASM.		*		1
10	EA9500B0100	CABLE BAND		*		1
11	SS7110740TP	SCREW 11/64-40 L=7		*		1
12	SM9040603SC	SCREW M4 L=6				2
13	NM6050001SP	NUT M5				2
14	HK034610140	HOUSING 14P				1
15	SS7110710SP	SCREW 11/64-40 L=7				4
16	WP0501016SD	WASHER 5X10.5X1				4
17	40091211	MAGBET_COVER				1
18	40036360	REVERSE_FEED_SOLENOID				1
19	HK03464000B	PIN CONTACT		*		2
20	WP0501016SD	WASHER 5X10.5X1				4
21	SS9111010SP	SCREW 11/64-40 L=9.5				4
22	D2464555B00	LINK DRIVING MAGNET PIN				1
23	RE0400000K0	E-RING 4				2
24	SM6061202TP	SCREW M6 L=12				2
25	WS0631510KP	SPRING WASHER				2
26	WP0621016SD	WASHER 6.2X13X1				2
27	40030856	LINK_FULCULUM				1
28	40100131	REVERSE FEED LINK L				1
29	SM6063002TP	SCREW M6 L=30				1
30	WS0610002KP	SPRING WASHER				1
31	WP0612056SD	WASHER 6.1X18.5X2				1
32	40035278	REVERSE_FEED_LINK_B				1
33	40035277	REVERSE_FEED_LINK_A				1
34	SD0700328TP	SHOULDER SCREW D=7 H=3.2				2
35	SM6050650TP	SCREW M5 L=6				1
36	10119204	SOLENOID INSTALLING PLATE				1
37	40091210	ASSY_SAFETY_SWITCH				1
38	40091246	SAFETY_SWITCH_BASE		*		1
39	23638109	SAFETY SWITCH ARM		*		1
40	23638307	SAFETY SWITCH ARM SHAFT		*		1
41	23638208	SAFETY SWITCH SPRING		*		1
42	23638406	SAFETY SWITCH NUT		*		1
43	40098612	SAFETY SWITCH CORD ASM.		*		1
44	SM4021201SC	SCREW M2 L=12		*		2
45	EA9500B0100	CABLE BAND		*		1
46	40091286	SAFETY_SWITCH_COVER		*		1
47	SS4110515SP	SCREW 11/64-40 L=5		*		1

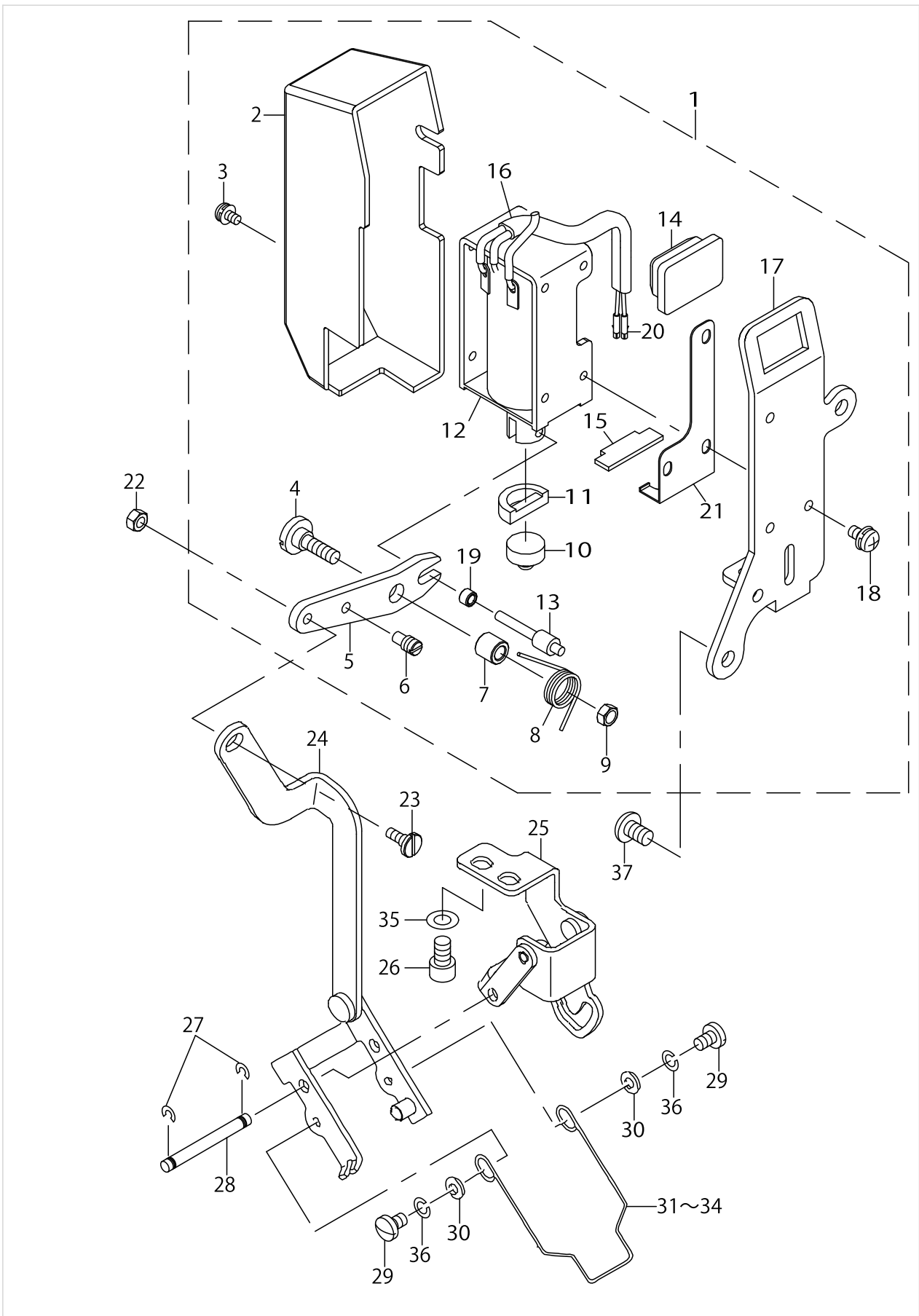
AUTOMATIC REVERSE FEED MECHANISM COMPONENTS



AUTOMATIC REVERSE FEED MECHANISM COMPONENTS

No.	Parts No.	Parts name	Remarks	Level	Cons	Qty
48	WS0451040KP	SPRING WASHER 4.5X8.5X1		*		1
49	WP0450801SP	WASHER		*		1
50	SM6051002TP	SCREW M5X0.8 L=10				1
51	WP0550800SP	WASHER 5.5X10X0.8				1

WIPER MECHANISM COMPONENTS (FOR LH-3528A-7,3568A-7,3578A-7,3588A-7)

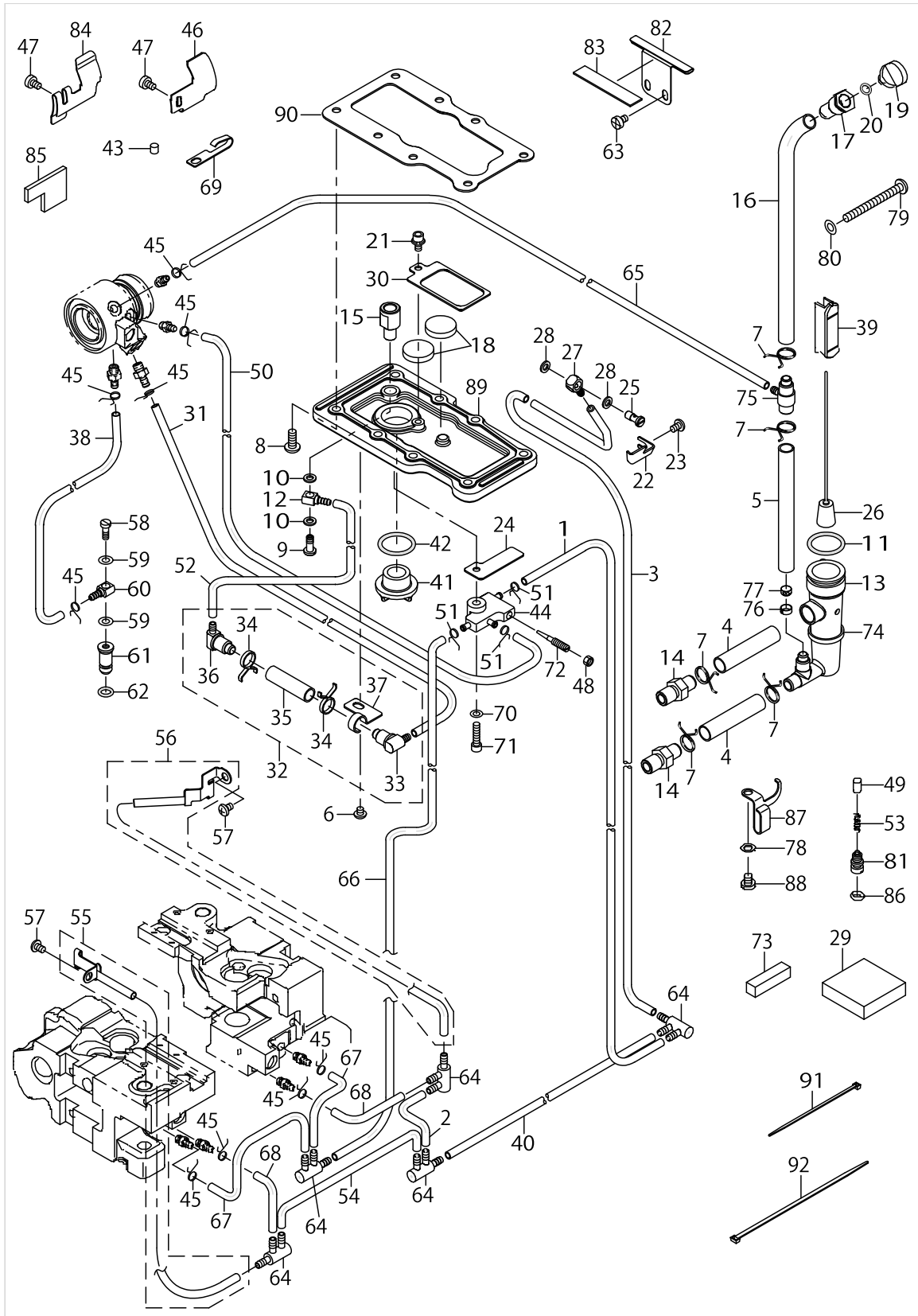


WIPER MECHANISM COMPONENTS (FOR LH-3528A-7,3568A-7,3578A-7,3588A-7)

No.	Parts No.	Parts name	Remarks	Level	Cons	Qty
1	40096975	WIPER_SOLENOID_ASM.				1
2	22955504	WIPER COVER		*		1
3	SL4030631SC	SCREW M3X6		*		1
4	SD0650321TP	HINGE SCREW D=6.5 H=3.2		*		1
5	22657209	WIPER LINK A		*		1
6	40009196	SUSPENSION SCREW		*		1
7	22956205	WIPER HINGE SCREW COLLAR		*		1
8	22657308	WIPER SPRING		*		1
9	NS6110310SP	NUT 11/64-40		*		1
10	22955900	WIPER RUBBER A		*		1
11	22956007	WIPER RUBBER B		*		1
12	40030956	WIPER_SOLENOID		*		1
13	22957104	WIPER SOLENOID SHAFT		*		1
14	40086678	WIPER_SW_RUBBER		*		1
15	40086679	WIPER_STOPPER_RUBBER		*		1
16	HW500070000	2-CORE CABTYRE CORD		*		1.1
17	40042151	WIPER_SOLENOID_BASE		*		1
18	SL4030641SE	SCREW		*		3
19	22957203	WIPER LINK COLLAR		*		1
20	HK03464000B	PIN CONTACT		*		2
21	40100900	RUBBER HOLDER		*		1
22	NS6090310SP	NUT 9/64-40				1
23	SD0500301SP	HINGE SCREW D= 5 H= 3				1
24	40028797	ASSY_WIPER_LINK_2				1
25	40028799	ASSY_WIPER_BASE				1
26	SM6050802TP	SCREW M5X0.8 L=8				2
27	RC0370411KP	C-RING 4 (3.7)				2
28	40039824	WIPER_LINK_SHAFT				1
29	SS7090610SP	SCREW 9/64-40 L=6				2
30	WP0371016SD	WASHER 3.7X8X1				2
31	10209203	WIPER 3/32"-3/8	SELECTIVE PARTS			1
32	10209500	WIPER	SELECTIVE PARTS			1
33	10209807	WIPER	SELECTIVE PARTS			1
34	10209906	WIPER	SELECTIVE PARTS			1
35	WP0531000SD	WASHER M5				2
36	WS0410002KP	SPRING WASHER				2
37	SM4050855SP	SCREW				2



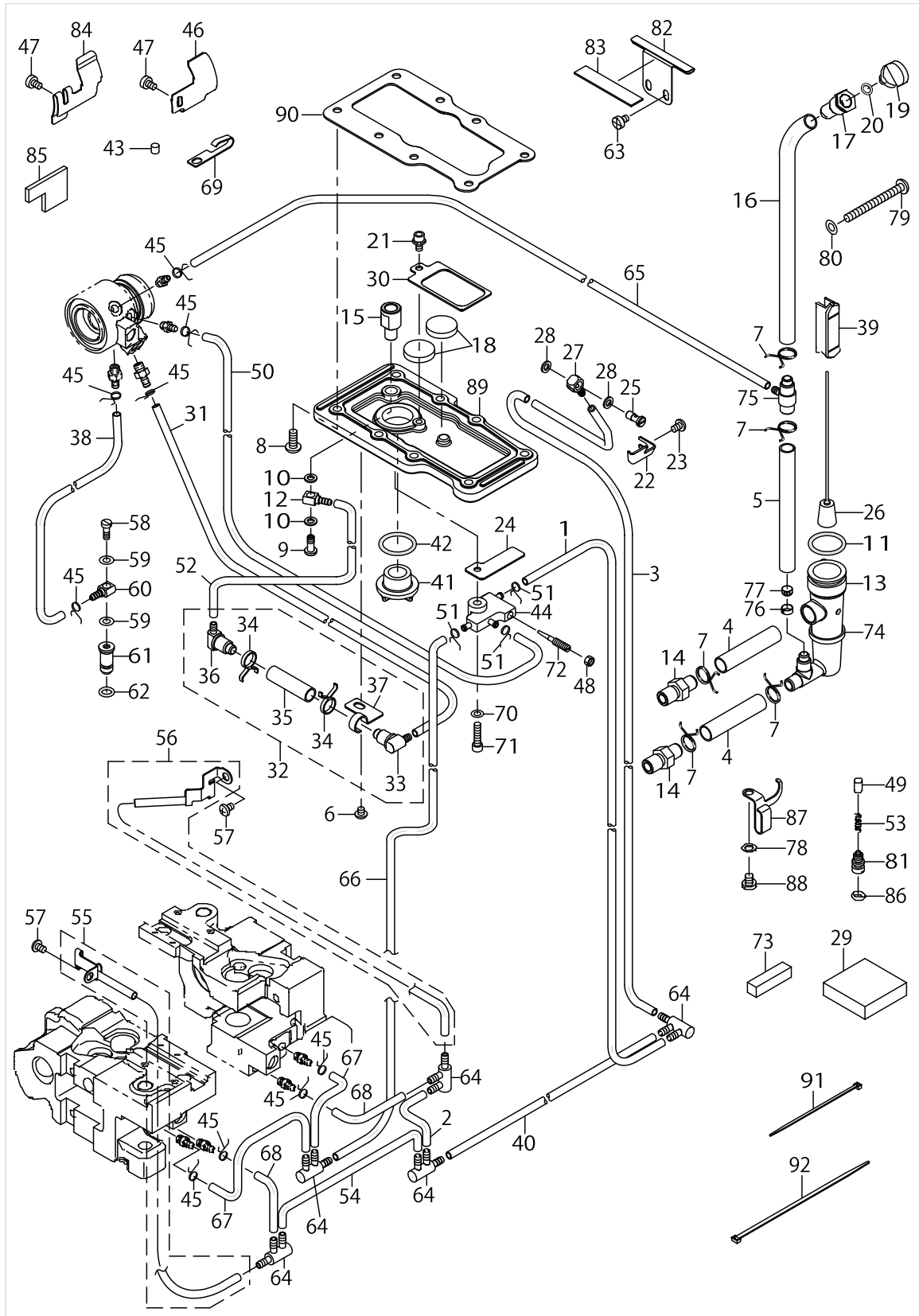
LUBRICATION COMPONENTS



LUBRICATION COMPONENTS

No.	Parts No.	Parts name	Remarks	Level	Cons	Qty
1	BP30000010R	VINYL PIPE				0.04
2	BP30000010R	VINYL PIPE				0.06
3	BP30000010R	VINYL PIPE				0.15
4	23630106	TUBE B				0.06
5	23630106	TUBE B				0.05
6	SM4040455SP	SCREW				1
7	23629405	PIPE STOPPER B				5
8	SM4051255SP	SCREW M5 L=12				8
9	B3525357000	CONNECTING SCREW (B)				1
10	40097210	GASKET				2
11	RO195240100	RUBBER RING				1
12	SQ0000401MZ	CONNECTING SCREW				1
13	40091197	FLOATER_CASE				1
14	40091202	CONNECTING_SCREW				2
15	40091200	BOX_COVER_JOINT				1
16	23630106	TUBE B				0.2
17	40029075	LUBRICATING_INLET				1
18	B8228125000	OIL RESERVOIR MAGNET				2
19	40091195	LUBRICATING_INLET_CAP				1
20	RO048190100	RUBBER RING				1
21	SL6040892TN	BOLT				1
22	40091205	TUBE HOLDER				1
23	SM4040655SP	SCREW M4 L=6				1
24	40091203	TUBE HOLDER				1
25	SQ2060443SD	CONNECTING SCREW				1
26	40091196	ASSY_FLOATER				1
27	SQ0000451MZ	CONNECTING SCREW				1
28	40004749	GASKET				2
29	40091238	FILTER				1
30	40091204	MAGNET HOLDER				1
31	23630007	TUBE				0.04
32	40091201	ASSY_OIL_FILTER				1
33	23630601	OIL FILTER JOINT		*		1
34	23629405	PIPE STOPPER B		*		2
35	23630106	TUBE B		*		0.035
36	23630650	OIL FILTER JOINT ASM.		*		1
37	40091264	FILTER HOLDER		*		1
38	BP30000010R	VINYL PIPE				0.48
39	40036167	OIL_GAGE				1
40	BP30000010R	VINYL PIPE				0.3
41	22924708	OIL SIGHT WINDOW				1
42	RO195240100	RUBBER RING				1
43	B3517009000	OIL FELT REAR				1
44	40032804	BASE				1
45	23629306	PIPE STOPPER A				10
46	40039604	LUBRICATING_GUIDE	FOR LH-3528A-7			1
47	SM6040650TP	SCREW				1

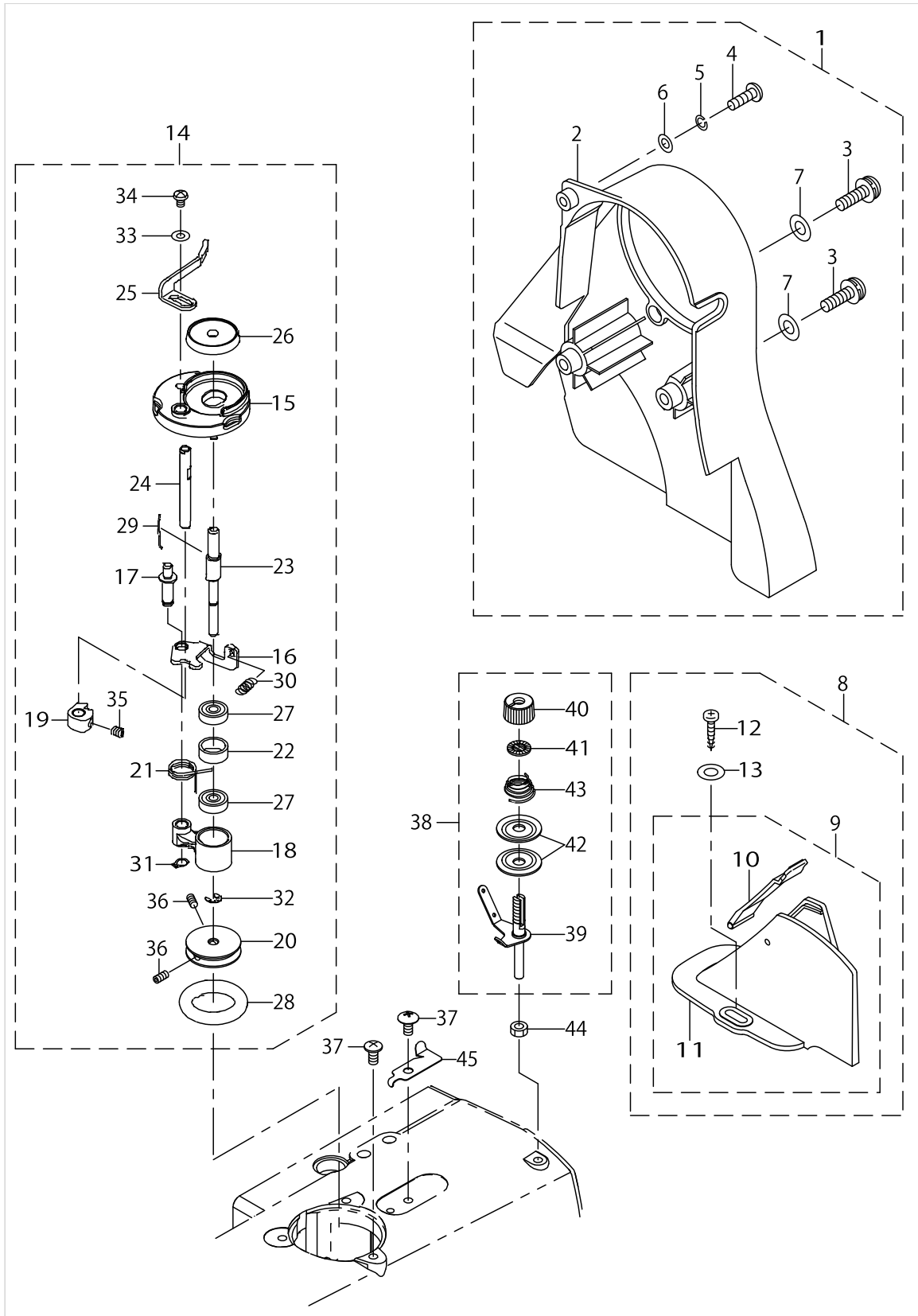
LUBRICATION COMPONENTS



LUBRICATION COMPONENTS

No.	Parts No.	Parts name	Remarks	Level	Cons	Qty
48	NS6110310SP	NUT 11/64-40				1
49	23628803	PLUNGER				2
50	23630007	TUBE				0.09
51	10126803	OIL TUBE HOLDER				3
52	23630007	TUBE				0.09
53	23628902	PLUNGER SPRING				2
54	BP30000010R	VINYL PIPE				0.09
55	40032405	ASSY_GEAR_OIL_WICK_LEFT				1
56	40032406	ASSY_GEAR_OIL_WICK_RIGHT				1
57	SM4050655SP	SCREW M5 L=6				2
58	B3525357000	CONNECTING SCREW (B)				1
59	40097210	GASKET				2
60	SQ0000401MZ	CONNECTING SCREW				1
61	40036333	SUCTION				1
62	RO037180100	RUBBER RING				1
63	SM6040655TP	SCREW M4 L=6				2
64	23629504	DISTRIBUTOR				5
65	BP30000010R	VINYL PIPE				0.3
66	23630007	TUBE				0.295
67	23630007	TUBE				0.08
68	BP30000010R	VINYL PIPE				0.025
69	26230409	LUBRICATING OIL WICK STOPPER				1
70	WP0430800SD	WASHER M4				1
71	SM6041802TP	SCREW M4 L=18				1
72	B1834512000	OIL ADJUSTING SCREW				1
73	22603708	FELT				1
74	EA9500B0200	CABLE BAND 150				1
75	40040809	OIL_JOINT				1
76	23630502	OIL FILTER RING				1
77	23630403	OIL FILTER				1
78	WP0520656SA	WASHER 5.2X9.5X0.6				1
79	SM4055001SF	SCREW M5 L=50				1
80	WP0531000SD	WASHER M5				1
81	40013509	PLUNGER_SCREW				2
82	40041578	RUBBER_PLATE				1
83	40041579	OIL_SHIELD_PLATE				1
84	23204803	LUBRICATING GUIDE	FOR LH-3568A-7			1
85	40039625	LUBRICATING_FELT	FOR LH-3568A-7			1
86	RO048190100	RUBBER RING				2
87	40035264	SPRING_HOOK				1
88	SM4050655SP	SCREW M5 L=6				1
89	40091198	BOX_COVER				1
90	40091199	BOX_COVER_PACKING				1
91	EA9500B0100	CABLE BAND				2
92	EA9500B0200	CABLE BAND 150				1

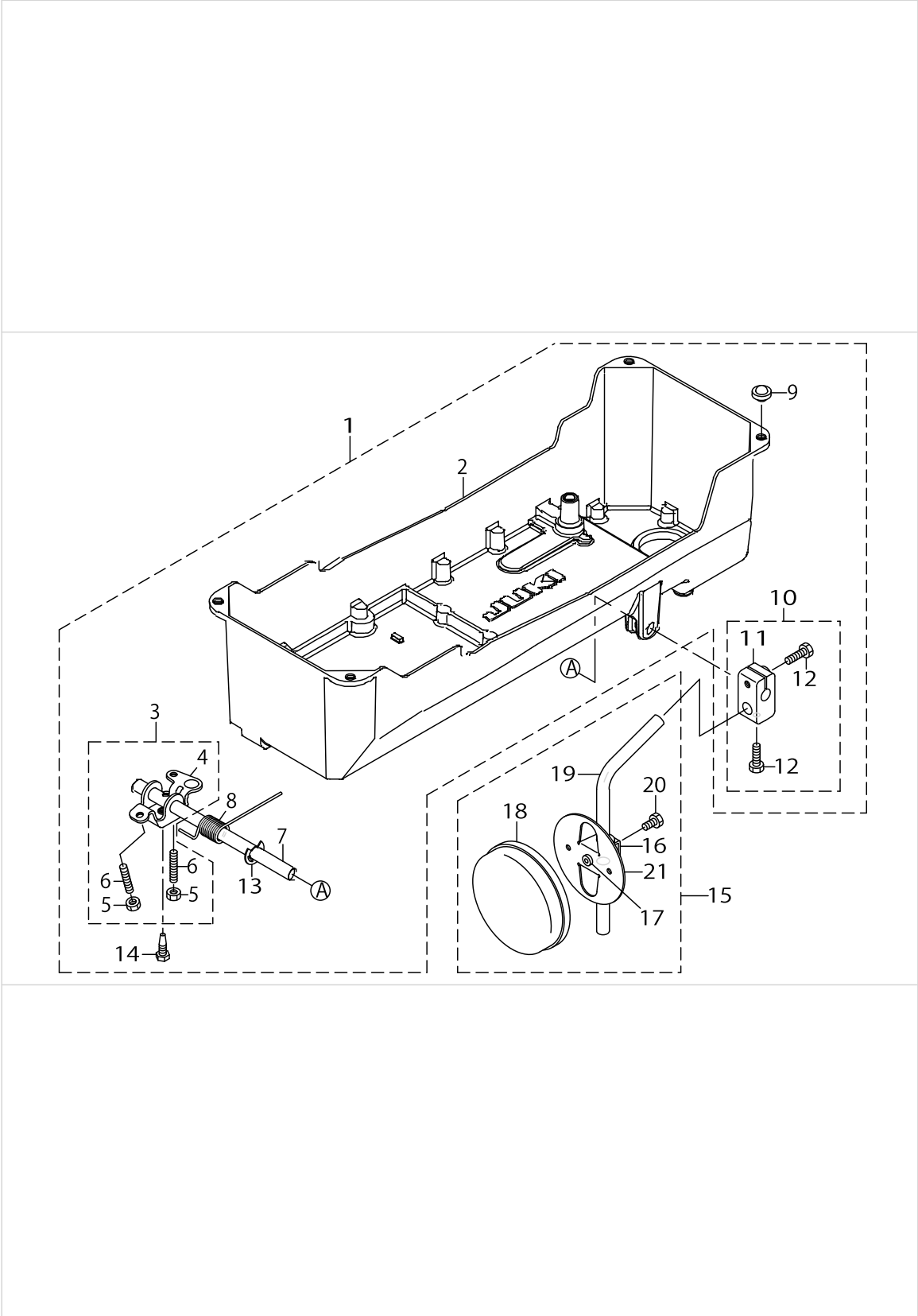
BELT COVER & BOBBIN WINDER COMPONENTS



BELT COVER & BOBBIN WINDER COMPONENTS

No.	Parts No.	Parts name	Remarks	Level	Cons	Qty
1	40089557	ASSY_BELT_COVER-A				1
2	40089558	BELT_COVER-A		*		1
3	SM4062001SC	SCREW M6 L=20		*		2
4	SM4051601SC	SCREW M5X0.8 L=16		*		1
5	WS0521010KN	SPRING WASHER 5.2X8.2X1		*		1
6	WP0531001SC	WASHER		*		1
7	WP0641600SC	WASHEW 6.4X12.5X1.6		*		2
8	40034267	ASSY_BELT_COVER_B				1
9	22933659	BELT COVER B COMPL.		*		1
10	22933758	BELT COVER B LID ASM.		*		1
11	22933600	BELT COVER B		*		1
12	SK3412000SC	WOOD SCREW D=4.1 L=20		*		2
13	WP0501016SC	WASHER 5X10.5X1		*		2
14	40089647	BOBBIN_WINDER_UNIT				1
15	26260109	BTW BASE		*		1
16	26260208	BTW CAM PLATE		*		1
17	26260307	BTW BASE SHAFT		*		1
18	26260406	BTW SHAFT BASE		*		1
19	26260505	BTW CAM LEVER		*		1
20	26260604	BTW WHEEL		*		1
21	40011144	BTW_TORSION_SPRING		*		1
22	26260802	BTW BEARING SPACER		*		1
23	40011145	BTW_SHAFT		*		1
24	40011146	BTW_LEVER_SHAFT		*		1
25	40023022	BTW LEVER		*		1
26	26261206	BTW SPACER		*		1
27	26261305	BTW BEARING		*		2
28	26261503	BTW WHEEL RUBBER		*	☆	1
29	26261602	BOBBIN SPRING		*		1
30	26261701	BTW SPRING		*		1
31	RC0560711KP	RETAINING RING		*		1
32	RE0400000K0	E-RING 4		*		1
33	WP0450826SC	WASHER 4.5X10X0.8		*		1
34	SM5040655SN	SCREW		*		1
35	SM8050502TP	SCREW M5 L=5		*		1
36	SM8040802TP	SCREW M4X8		*		2
37	SM0051001SC	SCREW				4
38	40091212	BOBBIN_THREAD_TENSION_ASM.				1
39	40091241	BOBBIN_THREAD_TENSION_ROD_ASM.		*		1
40	22921308	THREAD TENSION NUT		*		1
41	22921407	ROTATION STOPPER		*		1
42	22921506	THREAD TENSION DISK		*		2
43	22921704	THREAD TENSION SPRING A		*		1
44	NM6050001SD	NUT M5X0.8				1
45	40037008	THREAD_CUTTER				1

BOTTOM COVER COMPONENTS

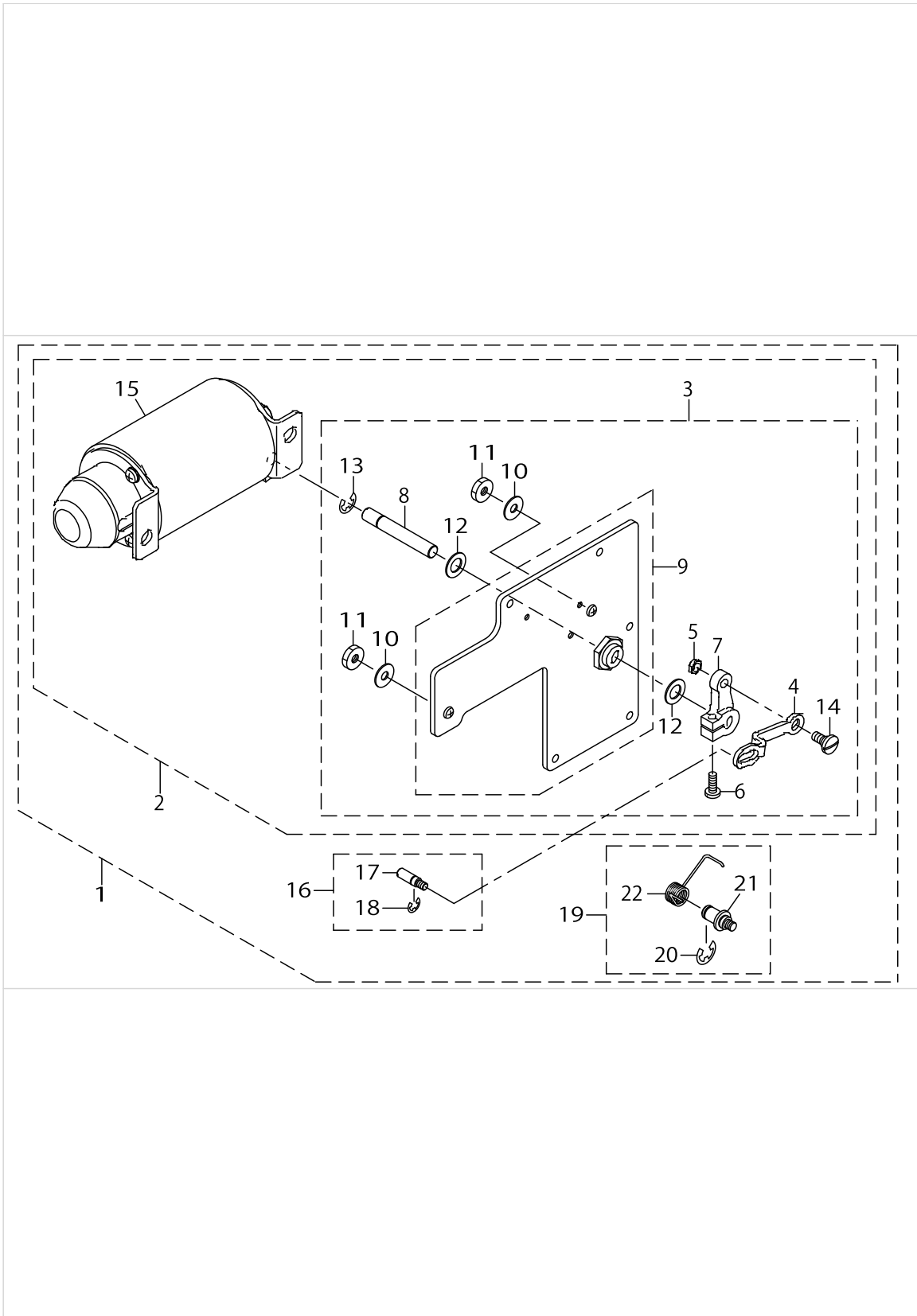


BOTTOM COVER COMPONENTS

No.	Parts No.	Parts name	Remarks	Level	Cons	Qty
1	40032107	ASSY_BOTTOM_COVER_A				1
2	40028778	BOTTOM_COVER		*		1
3	40034853	CONNECTING_ROD_ASM.		*		1
4	22932107	KNEE LIFTING ROTATING ARM		*		1
5	NM6060001SE	NUT M6		*		2
6	SM8063012TR	SCREW M6 L=30		*		2
7	40025191	KNEE_PRESS_ROD		*		1
8	22932206	SPRING		*		1
9	B1116210D00	FRAME SUPPORT RUBBER		*		4
10	22932453	BRACKET ASM.		*		1
11	22932404	BRACKET		*		1
12	22934707	SCREW		*		2
13	RE1000000K0	E-RING 10		*		1
14	SM9061853SR	SCREW M6 L=17.5		*		1
15	22934251	KNEE PAD PLATE ASM.	ACCESSORIE PARTS			1
16	22934301	KNEE PAD PLATE SUPPORT		*		1
17	22934400	KNEE PAD PLATE RUBBER		*		1
18	22934509	KNEE PAD PLATE COVER		*		1
19	22934608	KNEE PAD UPRIGHT SHAFT		*		1
20	SM9061203SE	SCREW M6 L=12		*		1
21	22934202	KNEE PAD PLATE		*		1



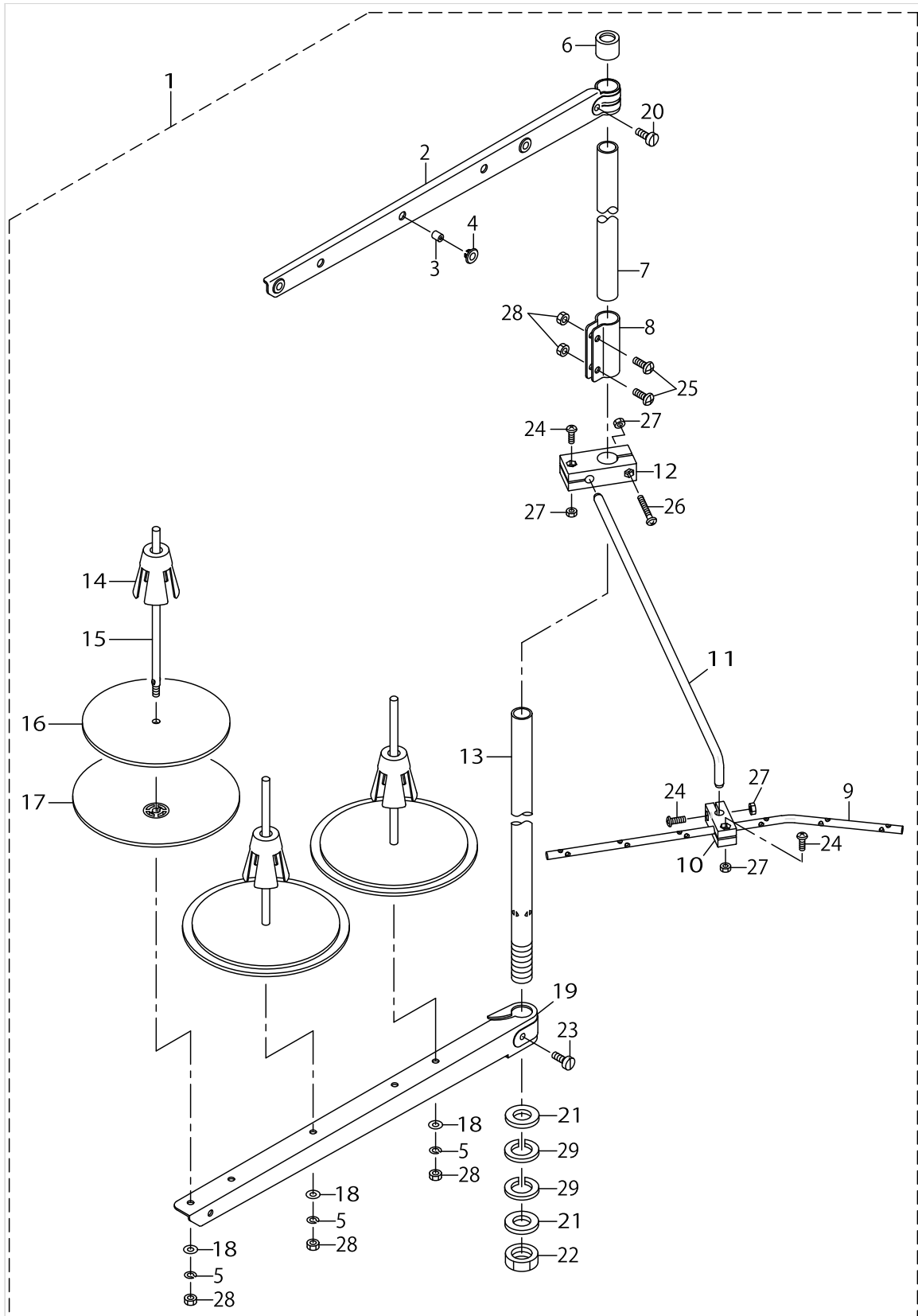
AK DEVICE COMPONENTS



AK DEVICE COMPONENTS

No.	Parts No.	Parts name	Remarks	Level	Cons	Qty
1	40055883	AK135				1
2	40036221	ASSY_AK_DEVICE		*		1
3	40036222	COMP_REAR_PLATE		*		1
4	40030962	SOLENOID_LINK		*		1
5	NS6150310SP	NUT 15/64-28		*		1
6	SS7121410TP	SCREW 3/16-28 L=14		*		1
7	GAK33027000	SOLENOID ARM		*		1
8	22991400	SOLENOID SHAFT		*		1
9	40036223	ASSY_REAR_PLATE		*		1
10	WP0621036SP	WASHER		*		2
11	NS6150440SP	NUT 15/64-28		*		2
12	WP1021016SD	WASHER		*		2
13	RE0700000K0	E-RING 7		*		1
14	SD0800352SP	HINGE SCREW D= 8 H= 3.5		*		1
15	GAKA18300B0	AK SOLENOID ASM. B		*		1
16	40059504	ASSY SHAFT_PIN		*		1
17	40030954	SHAFT_PIN		*		1
18	RE0500000K0	E-RING		*		1
19	40059505	ASSY AK PIN		*		1
20	RE0800000K0	E-SHAPED SNAP RING (8MM)		*		1
21	40056385	AK_LINK_SHAFT		*		1
22	40056438	AK_RETURN_SPRING		*		1

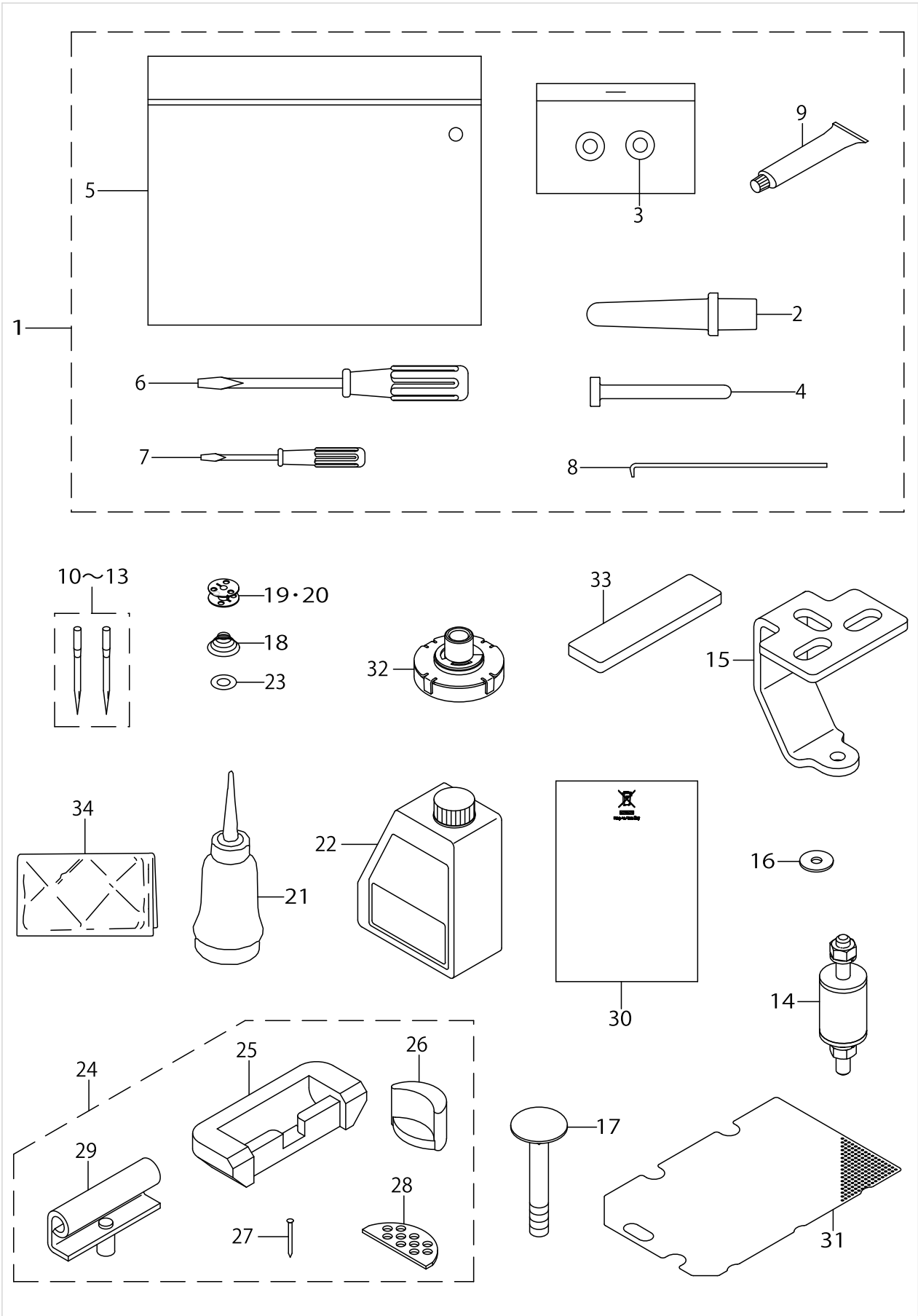
# THREAD STAND COMPONENTS



THREAD STAND COMPONENTS

No.	Parts No.	Parts name	Remarks	Level	Cons	Qty
1	40097211	THREAD STAND ASM.				1
2	40106575	SPOOL REST LONG ARM UPPER		*		1
3	40085794	THREAD GUIDE		*		3
4	40085795	THREAD GUIDE BUSHING		*		3
5	WS0510002KN	SPRING WASHER M5		*		3
6	40085793	SPOOL REST ROD RUBBER CAP		*		1
7	40085785	SPOOL REST ROD UPPER		*		1
8	40085792	SPOOL REST ROD JOINT		*		1
9	40106583	THREAD GUIDE 6		*		1
10	40106580	THREAD GUIDE UNDER BASE		*		1
11	40106576	THREAD GUIDE ARM		*		1
12	40106579	THREAD GUIDE ARM BASE		*		1
13	40085784	SPOOL REST ROD LOWER		*		1
14	40085791	SPOOL RETAINER		*		3
15	40085790	SPOOL PIN		*		3
16	40085789	SPOOL REST CUSHION		*		3
17	40085788	SPOOL REST		*		3
18	WP0531001SC	WASHER M5		*		3
19	40106574	SPOOL REST LONG ARM LOWER		*		1
20	40096327	SPOOL REST ARM UPPER SCREW		*		1
21	40085796	SPOOL REST ROD RUBBER CUSHION		*		2
22	40096325	SPOOL REST ROD NUT		*		1
23	40096326	SPOOL REST ARM LOWER SCREW		*		1
24	SM4041201SC	SCREW M4 L=12		*		3
25	SM4051405SE	SCREW M5 L=14		*		2
26	SM4042501SC	SCREW M4X0.7 L=25		*		1
27	NM6040002SC	NUT M4		*		4
28	NM6050001SE	NUT M5		*		5
29	WP1612616SE	WASHER 16X30X2.6		*		2


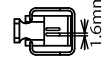
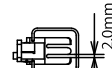
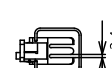

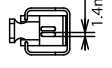
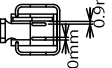
ACCESSORIE PARTS COMPONENTS



ACCESSORIE PARTS COMPONENTS

No.	Parts No.	Parts name	Remarks	Level	Cons	Qty
1	40091282	ACCESSORIE BAG ASM.				1
2	22931604	FRAME SUPPORT BAR		*		1
3	WP0531000SC	WASHER 5.3X10X1		*		2
4	40056705	KNEE_LIFTER_PRESSER_ROD		*		1
5	22932800	ACCESSORIE BAG		*		1
6	22933105	SCREW DRIVER MIDDLE		*		1
7	22933204	SCREW DRIVER SMALL		*		1
8	B9101490000	DRIVER		*		1
9	40006323	JUKI GREASE A TUBE		*		1
10	MDP500B0902	NEEDLE DPX5#9-2	TYPE A		☆	1
11	MDP500B1002	NEEDLE DPX5 #10-2	TYPE F		☆	1
12	MDP500B1402	NEEDLE DPX5#14-2	TYPE S		☆	1
13	MDP500B2102	DPX5#21-2	TYPE G		☆	1
14	40092944	RUBBER MOUNTING	FOR LH-3528A-7,3528A-0B, 3568A-7,3578A-7,3588A-7			3
15	40093056	BASE PLATE	FOR LH-3528A-7,3528A-0B, 3568A-7,3578A-7,3588A-7			3
16	WP0651646SC	WASHER	FOR LH-3528A-7,3528A-0B, 3568A-7,3578A-7,3588A-7			3
17	40093057	BOLT	FOR LH-3528A-7,3528A-0B, 3568A-7,3578A-7,3588A-7			3
18	10111508	SPRING	FOR LH-3528A-7,3568A-7, 3578A-7,3588A-7		☆	1
19	10210805	HARD ALUMITE BOBBIN	FOR LH-3528A-7,3568A-7, 3578A-7,3588A-7		☆	2
20	B9117051000	BOBBIN	FOR LH-3528A,3568A, 3578A,3588A		☆	2
21	B91210120A0	OILER ASM.				1
22	40102087	JUKI_MACHINE_OIL_7				1
23	22653802	SHEET	FOR LH-3528A-7,3568A-7, 3578A-7,3588A-7		☆	1
24	22958052	RUBBER HINGE ASM.				1
25	22926000	RUBBER CUSHION		*		2
26	22958003	FRAME BUBBER CUSHION		*		2
27	22926208	NAIL		*		8
28	22926505	WASHER		*		2
29	22926356	HINGE COMPL.		*		2
30	CM600100201	WEEE INFORMATION SHEET	FOR JE			2
31	40030768	OIL_FILTER				1
32	40036428	ASSY_FILTER_A				1
33	40035873	FILTER_B				1
34	22933303	VINYL COVER				1

TABLE OF EXCHANGING GAUGE PARTS (1)(FOR LH-3528A)

Needle gauge size 針 幅			Presser foot asm. 押 さ え(組)										Swivel guide Presser asm. スィブルガイド 押さえ(組)	
Code コード														
	inch	mm	No	Part No.	No	Part No.	No	Part No.	No	Part No.	No	Part No.	No	Part No.
A	3/32	2.4	1	226-37557	-	-	-	-	-	-	-	-	-	-
B	1/8	3.2	2	226-37656	15	400-35896	-	-	50	103-91852	57	226-27152	63	226-47051
C	5/32	4.0	3	226-37755	16	400-35897	33	400-71909	-	-	-	-	-	-
D	3/16	4.8	4	226-37854	17	226-40353	34	228-16557	51	103-92058	58	226-27350	64	226-47150
E	7/32	5.6	-	-	18	226-40452	35	228-16656	-	-	59	226-27459	66	226-47259
F	1/4	6.4	5	226-38050	19	226-40551	36	228-16755	52	103-92256	60	226-27558	67	226-47358
G	9/32	7.1	6	226-38258	20	226-40759	37	228-16854	-	-	61	226-27657	68	※400-94776
H	5/16	7.9	7	226-38357	21	226-40858	38	228-16953	-	-	62	226-27756	70	226-47556
K	3/8	9.5	8	226-38456	22	226-40957	39	228-17050	-	-	-	-	-	-
W	7/16	11.1	-	-	23	226-41054	40	400-33941	-	-	-	-	-	-
L	1/2	12.7	9	226-38753	24	226-41252	41	228-17159	53	103-92751	-	-	-	-
M	5/8	15.9	-	-	25	226-41351	42	400-33945	-	-	-	-	-	-
N	3/4	19.1	10	226-38951	26	226-41450	43	400-33947	54	103-93056	-	-	-	-
P	7/8	22.2	11	226-39157	27	226-41658	44	400-33949	55	228-44450	-	-	-	-
Q	1	25.4	12	226-39256	28	226-41757	45	400-33951	56	228-44559	-	-	-	-
R	1-1/8	28.6	13	226-39355	29	226-41856	46	400-33953	-	-	-	-	-	-
S	1-1/4	31.8	14	226-39454	30	226-41955	47	400-33955	-	-	-	-	-	-
T	1-3/8	34.9	-	-	31	226-42052	48	400-33957	-	-	-	-	-	-
U	1-1/2	38.1	-	-	32	226-42151	49	400-33959	-	-	-	-	-	-
Stitch spec. 縫 仕 様	A	★												
	F													
	S	★												
	G	★												
	下送り	★												







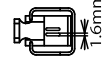
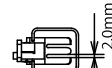
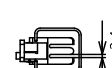

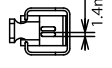
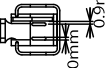
Needle gauge size 針 幅			Sliding plate asm. (Left) 滑り板(左)組		Sliding plate asm. (Right) 滑り板(右)組		Sliding plate asm. (Left) 滑り板(左)組		Sliding plate asm. (Front) 滑り板(前) 組			
Code コード												
	inch	mm	No	Part No.	No	Part No.	No	Part No.	No	Part No.		
A	3/32	2.4	71	226-01058	75	226-00555	79	400-51633	83	400-42874	84	232-06709
B	1/8	3.2										
C	5/32	4.0										
D	3/16	4.8										
E	7/32	5.6										
F	1/4	6.4										
G	9/32	7.1										
H	5/16	7.9										
K	3/8	9.5										
W	7/16	11.1										
L	1/2	12.7										
M	5/8	15.9										
N	3/4	19.1										
P	7/8	22.2										
Q	1	25.4										
R	1-1/8	28.6										
S	1-1/4	31.8										
T	1-3/8	34.9	74	226-01355	78	226-00852	82	400-45731				
U	1-1/2	38.1										
Stitch spec. 縫 仕 様	A	Spec.common										
	F	Spec.common										
	S	Spec.common										
	G	Spec.common										
	下送り	Spec.common										

TABLE OF EXCHANGING GAUGE PARTS (1)(FOR LH-3528A)

No.	Parts No.	Parts name	Remarks	Level	Cons	Qty
1	22637557	PRESSER FOOT ASM.				1
2	22637656	PRESSER FOOT ASM.				1
3	22637755	PRESSER FOOT ASM.				1
4	22637854	PRESSER FOOT ASM.				1
5	22638050	PRESSER FOOT ASM.				1
6	22638258	PRESSER FOOT ASM.				1
7	22638357	PRESSER FOOT ASM.				1
8	22638456	PRESSER FOOT ASM.				1
9	22638753	PRESSER FOOT ASM.				1
10	22638951	PRESSER FOOT ASM.				1
11	22639157	PRESSER FOOT ASM.				1
12	22639256	PRESSER FOOT ASM.				1
13	22639355	PRESSER FOOT ASM.				1
14	22639454	PRESSER FOOT ASM.				1
15	40035896	PRESSER FOOT ASM.				1
16	40035897	PRESSER FOOT ASM.				1
17	22640353	PRESSER FOOT ASM.				1
18	22640452	PRESSER FOOT ASM.				1
19	22640551	PRESSER FOOT ASM.				1
20	22640759	PRESSER FOOT ASM.				1
21	22640858	PRESSER FOOT ASM.				1
22	22640957	PRESSER FOOT ASM.				1
23	22641054	PRESSER FOOT ASM.7/16"(11.1MM)				1
24	22641252	PRESSER FOOT ASM.				1
25	22641351	PRESSER FOOT ASM.				1
26	22641450	PRESSER FOOT ASM.				1
27	22641658	PRESSER FOOT ASM.				1
28	22641757	PRESSER FOOT ASM.				1
29	22641856	PRESSER FOOT ASM.				1
30	22641955	PRESSER FOOT ASM.				1
31	22642052	PRESSER FOOT ASM.				1
32	22642151	PRESSER FOOT ASM.				1
33	40071909	PRESSER_FOOT_ASM_G_5/32				1
34	22816557	TIP-DIVIDED PRESSER ASM. 3/16				1
35	22816656	TIP-DIVIDED PRESSER ASM. 7/32				1
36	22816755	PRESSER FOOT ASM. 1/4				1
37	22816854	TIP-DIVIDED PRESSER ASM. 9/32				1
38	22816953	TIP-DIVIDED PRESSER ASM. 5/16				1
39	22817050	PRESSER FOOT ASM. D=2.4 (3/8)				1
40	40033941	TIP-DIVIDED_PRESSER_ASM_7/16				1
41	22817159	PRESSER FOOT ASM. D=2.4 (1/2)				1
42	40033945	TIP-DIVIDED_PRESSER_ASM_5/8				1
43	40033947	TIP-DIVIDED_PRESSER_ASM_3/4				1
44	40033949	TIP-DIVIDED_PRESSER_ASM_7/8				1
45	40033951	TIP-DIVIDED_PRESSER_ASM_1				1
46	40033953	TIP-DIVIDED_PRESSER_ASM_1_1/8				1
47	40033955	TIP-DIVIDED_PRESSER_ASM_1_1/4				1



TABLE OF EXCHANGING GAUGE PARTS (1)(FOR LH-3528A)

Needle gauge size 針 幅			Presser foot asm. 押 さ え(組)										Swivel guide Presser asm. スィブルガイド 押さえ(組)		
Code コード															
	inch	mm	No	Part No.	No	Part No.	No	Part No.	No	Part No.	No	Part No.	No	Part No.	
A	3/32	2.4	1	226-37557	-	-	-	-	-	-	-	-	-	-	
B	1/8	3.2	2	226-37656	15	400-35896	-	-	50	103-91852	57	226-27152	63	226-47051	
C	5/32	4.0	3	226-37755	16	400-35897	33	400-71909	-	-	-	-	-	-	
D	3/16	4.8	4	226-37854	17	226-40353	34	228-16557	51	103-92058	58	226-27350	64	226-47150	
E	7/32	5.6	-	-	18	226-40452	35	228-16656	-	-	59	226-27459	66	226-47259	
F	1/4	6.4	5	226-38050	19	226-40551	36	228-16755	52	103-92256	60	226-27558	67	226-47358	
G	9/32	7.1	6	226-38258	20	226-40759	37	228-16854	-	-	61	226-27657	68	※400-94776	
H	5/16	7.9	7	226-38357	21	226-40858	38	228-16953	-	-	62	226-27756	70	226-47556	
K	3/8	9.5	8	226-38456	22	226-40957	39	228-17050	-	-	-	-	-	-	
W	7/16	11.1	-	-	23	226-41054	40	400-33941	-	-	-	-	-	-	
L	1/2	12.7	9	226-38753	24	226-41252	41	228-17159	53	103-92751	-	-	-	-	
M	5/8	15.9	-	-	25	226-41351	42	400-33945	-	-	-	-	-	-	
N	3/4	19.1	10	226-38951	26	226-41450	43	400-33947	54	103-93056	-	-	-	-	
P	7/8	22.2	11	226-39157	27	226-41658	44	400-33949	55	228-44450	-	-	-	-	
Q	1	25.4	12	226-39256	28	226-41757	45	400-33951	56	228-44559	-	-	-	-	
R	1-1/8	28.6	13	226-39355	29	226-41856	46	400-33953	-	-	-	-	-	-	
S	1-1/4	31.8	14	226-39454	30	226-41955	47	400-33955	-	-	-	-	-	-	
T	1-3/8	34.9	-	-	31	226-42052	48	400-33957	-	-	-	-	-	-	
U	1-1/2	38.1	-	-	32	226-42151	49	400-33959	-	-	-	-	-	-	
Stitch spec. 縫 仕 様	A	★													
	F											★	★ (テ-プ 付け)		
	S	★													
	G								★						※のみ ★
	下送り									★					








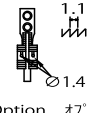
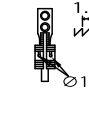
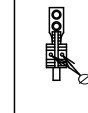
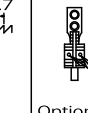
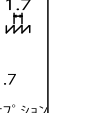
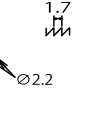
Needle gauge size 針 幅			Sliding plate asm. (Left) 滑り板(左)組		Sliding plate asm. (Right) 滑り板(右)組		Sliding plate asm. (Left) 滑り板(左)組		Sliding plate asm. (Front) 滑り板(前) 組			
Code コード												
	inch	mm	No	Part No.	No	Part No.	No	Part No.	No	Part No.		
A	3/32	2.4	71	226-01058	75	226-00555	79	400-51633	83	400-42874	84	232-06709
B	1/8	3.2										
C	5/32	4.0										
D	3/16	4.8										
E	7/32	5.6										
F	1/4	6.4										
G	9/32	7.1										
H	5/16	7.9										
K	3/8	9.5										
W	7/16	11.1										
L	1/2	12.7										
M	5/8	15.9										
N	3/4	19.1										
P	7/8	22.2										
Q	1	25.4										
R	1-1/8	28.6										
S	1-1/4	31.8										
T	1-3/8	34.9	74	226-01355	78	226-00852	82	400-45731				
U	1-1/2	38.1										
Stitch spec. 縫 仕 様	A											
	F	Spec.common		Spec.common		Spec.common		Spec.common		★ (テ-プ 付け)		
	S	仕様 共 通		仕様 共 通		仕様 共 通		仕様 共 通				
	G	仕様 共 通		仕様 共 通		仕様 共 通		仕様 共 通				
	下送り											

TABLE OF EXCHANGING GAUGE PARTS (1)(FOR LH-3528A)

No.	Parts No.	Parts name	Remarks	Level	Cons	Qty
48	40033957	TIP-DIVIDED_PRESSER_ASM_1_3/8				1
49	40033959	TIP-DIVIDED_PRESSER_ASM_1_1/2				1
50	10391852	PRESSER FOOT ASM. 1/8				1
51	10392058	PRESSER FOOT ASM. 3/16				1
52	10392256	PRESSER FOOT ASM. 1/4				1
53	10392751	PRESSER FOOT ASM. 1/2				1
54	10393056	PRESSER FOOT ASM. 3/4				1
55	22844450	COMPENSATING PRESSER ASM,(7/8)				1
56	22844559	BOBBIN CASE ASM, HEAVY FABLIC.				1
57	22627152	PRESSER FOOT F ASM. 1/8				1
58	22627350	F PRESSER FOOT ASM. 3/16				1
59	22627459	PRESSER FOOT ASM., 7/32				1
60	22627558	PRESSER FOOT F ASM. 1/4				1
61	22627657	PRESSER FOOT ASM., F 9/32				1
62	22627756	PRESSER FOOT ASM., F 5/16				1
63	22647051	SWIVEL GUIDE PRESSER 1/8" ASM.				1
64	22647150	GUIDE PRESSER ASM. 3/16				1
65	40095293	ASSY_PRESSER_FOOT_G3/16				1
66	22647259	GUIDE PRESSER ASM. 7/32				1
67	22647358	GUIDE PRESSER ASM. 1/4				1
68	40094776	ASSY_PRESSER_FOOT_G1/4				1
69	22647457	GUIDE PRESSER ASM. 9/32				1
70	22647556	SWIVEL GUIDE PRESSER 5/16" ASM				1
71	22601058	BED SLIDE LEFT, ASM., A				1
72	22601157	LEFT SLIDER PLATE B ASM.				1
73	22601256	BED SLIDE LEFT, ASM., C				1
74	22601355	BED SLIDE LEFT, ASM., C				1
75	22600555	BED SLIDE RIGHT, ASM., A				1
76	22600654	RIGHT SLIDER PLATE B ASM.				1
77	22600753	BED SLIDE RIGHT, ASM., C				1
78	22600852	BED SLIDE RIGHT, ASM., D				1
79	40051633	ASSY_SLIDE_PLATE_L				1
80	40045729	ASSY_SIDE_PLATE-L-B				1
81	40045730	ASSY_SIDE_PLATE-L-C				1
82	40045731	ASSY_SIDE_PLATE-L-D				1
83	40042874	ASSY_SLIDE_PLATE_F_STANDARD				1
84	23206709	BED SLIDE (FRONT)A				1

TABLE OF EXCHANGING GAUGE PARTS (2)(FOR LH-3528A)

Needle gauge size 針 幅		Feed Dog 送り 歯														
Code コード																
		inch	mm	No	Part No.	No	Part No.	No	Part No.	No	Part No.	No	Part No.	No	Part No.	
A	3/32	2.4	1	400-33714	-	-	-	-	-	-	-	-	-	-	-	
B	1/8	3.2	2	400-33715	15	400-35883	21	400-33563	-	-	21	400-33563	61	B1613-512-B0H	-	
C	5/32	4.0	3	400-33716	-	-	-	-	27	226-30206	44	400-25784	62	B1613-512-C0H	-	
D	3/16	4.8	4	400-33718	16	400-35884	22	400-33564	28	226-30404	45	400-25785	63	B1613-512-D0H	79	400-25801
E	7/32	5.6	-	-	17	400-35885	23	400-33565	29	226-30503	46	400-25786	64	B1613-512-E0H	80	400-25802
F	1/4	6.4	5	400-33720	18	400-35886	24	400-33566	30	226-30602	47	400-25787	65	B1613-512-F0H	81	400-25803
G	9/32	7.1	6	400-33722	19	400-35887	25	400-33567	31	226-30800	48	400-25788	66	B1613-512-G0H	82	400-25804
H	5/16	7.9	7	400-33723	20	400-35888	26	400-33568	32	226-30909	49	400-25789	67	B1613-512-H0H	83	400-25805
K	3/8	9.5	8	400-33724	-	-	-	-	33	226-31006	50	400-25790	68	B1613-512-K0H	84	400-25806
W	7/16	11.1	-	-	-	-	-	-	34	226-31105	51	400-25791	69	400-75311	85	400-25807
L	1/2	12.7	9	400-33727	-	-	-	-	35	226-31303	52	400-25792	70	B1613-512-L0H	86	400-25808
M	5/8	15.9	-	-	-	-	-	-	36	226-31402	53	400-25793	71	B1613-512-M0H	87	400-25809
N	3/4	19.1	10	400-33729	-	-	-	-	37	226-31501	54	400-25794	72	B1613-512-N0H	88	400-25810
P	7/8	22.2	11	400-33731	-	-	-	-	38	226-31709	55	400-25795	73	B1613-512-P0H	89	400-25811
Q	1	25.4	12	400-33732	-	-	-	-	39	226-31808	56	400-25796	74	B1613-512-Q0H	90	400-25812
R	1-1/8	28.6	13	400-33733	-	-	-	-	40	226-31907	57	400-25797	75	B1613-512-R0H	91	400-25813
S	1-1/4	31.8	14	400-33734	-	-	-	-	41	226-32004	58	400-25798	76	B1613-512-S0H	92	400-25814
T	1-3/8	34.9	-	-	-	-	-	-	42	226-32103	59	400-25799	77	B1613-512-T0H	93	400-25815
U	1-1/2	38.1	-	-	-	-	-	-	43	226-32202	60	400-25800	78	B1613-512-U0H	94	400-25816
Stitch spec. 縫 仕 様	A	★														
	F	★														
	S	★														
	G	★														

















Needle gauge size 針 幅		Feed Dog (Lower feed) 送り 歯 (下送り)				Needle clamp asm. 針 留 組				Throat plate 針 板		Throat plate (with Taping) 針 板 (テープ付)		Throat plate (Lower feed) 針 板 (下送り)		
Code コード																
		inch	mm	No	Part No.	No	Part No.	No	Part No.	No	Part No.	No	Part No.	No	Part No.	
A	3/32	2.4	-	-	-	106	400-35875	125	101-47551	139	226-25008	-	-	-	-	
B	1/8	3.2	95	232-05107	-	-	107	400-26027	126	101-47650	140	226-25107	160	226-28002	167	228-45200
C	5/32	4.0	-	-	-	108	400-26029	127	101-47759	141	226-25206	161	226-28101	-	-	
D	3/16	4.8	96	232-05305	-	-	109	101-47858	128	101-47858	142	226-25305	162	226-28200	168	228-45408
E	7/32	5.6	-	-	-	110	400-26033	129	101-47957	143	226-25404	163	226-28309	-	-	
F	1/4	6.4	97	232-05503	-	-	111	101-48054	130	101-48054	144	226-25503	164	226-28408	169	228-45606
G	9/32	7.1	-	-	-	112	400-26037	131	101-48153	145	226-25602	165	226-28507	-	-	
H	5/16	7.9	-	-	-	113	101-48252	132	101-48252	146	226-25701	166	226-28606	-	-	
K	3/8	9.5	-	-	-	114	101-48351	133	101-48351	147	226-25800	-	-	-	-	
W	7/16	11.1	-	-	-	115	400-26043	134	101-48450	148	226-25909	-	-	-	-	
L	1/2	12.7	98	400-62249	102	228-48105	116	400-26045	135	101-48559	150	226-26006	-	-	170	400-62254
M	5/8	15.9	-	-	-	117	400-26047	136	101-48658	151	226-26105	-	-	-	-	
N	3/4	19.1	99	400-62251	103	228-48303	118	400-26049	137	101-48757	152	226-26204	-	-	171	400-62256
P	7/8	22.2	100	400-62252	104	228-48402	119	400-26051	138	101-48856	153	226-26303	-	-	172	400-62257
Q	1	25.4	101	400-62253	105	228-48501	120	101-48955	139	101-48955	154	226-26402	-	-	173	400-62258
R	1-1/8	28.6	-	-	-	121	400-26055	140	101-49052	155	226-26501	-	-	-	-	
S	1-1/4	31.8	-	-	-	122	400-26057	141	101-49151	156	226-26600	-	-	-	-	
T	1-3/8	34.9	-	-	-	123	400-26059	142	101-49250	157	226-26709	-	-	-	-	
U	1-1/2	38.1	-	-	-	124	400-26061	143	101-49359	158	226-26808	-	-	-	-	
Stitch spec. 縫 仕 様	A	★														
	F	★														
	S	★														
	G	★														
下送り	★		★		★		★		★		★		★		★	

TABLE OF EXCHANGING GAUGE PARTS (2)(FOR LH-3528A)

No.	Parts No.	Parts name	Remarks	Level	Cons	Qty
1	40033714	FEED_DOG_TYPE_AA_3/32				1
2	40033715	FEED_DOG_TYPE_AA_1/8				1
3	40033716	FEED_DOG_TYPE_AA_5/32				1
4	40033718	FEED_DOG_TYPE_AA_3/16				1
5	40033720	FEED_DOG_TYPE_AA_1/4				1
6	40033722	FEED_DOG_TYPE_AA_9/32				1
7	40033723	FEED_DOG_TYPE_AA_5/16				1
8	40033724	FEED_DOG_TYPE_AA_3/8				1
9	40033727	FEED_DOG_TYPE_AA_1/2				1
10	40033729	FEED_DOG_TYPE_AA_3/4				1
11	40033731	FEED_DOG_TYPE_AA_7/8				1
12	40033732	FEED_DOG_TYPE_AA_1				1
13	40033733	FEED_DOG_TYPE_AA_1_1/8				1
14	40033734	FEED_DOG_TYPE_AA_1_1/4				1
15	40035883	FEED_DOG_TYPE_F_1/8				1
16	40035884	FEED_DOG_TYPE_F_3/16				1
17	40035885	FEED_DOG_TYPE_F_7/32				1
18	40035886	FEED_DOG_TYPE_F_1/4				1
19	40035887	FEED_DOG_TYPE_F_9/32				1
20	40035888	FEED_DOG_TYPE_F_5/16				1
21	40033563	FEED_DOG_TYPE_F_1/8				1
22	40033564	FEED_DOG_TYPE_F_3/16				1
23	40033565	FEED_DOG_TYPE_F_7/32				1
24	40033566	FEED_DOG_TYPE_F_1/4				1
25	40033567	FEED_DOG_TYPE_F_9/32				1
26	40033568	FEED_DOG_TYPE_F_5/16				1
27	22630206	FEED DOG 5/32" (4.0MM)				1
28	22630404	FEED DOG 3/16" (4.8MM)				1
29	22630503	FEED DOG 7/32" (5.6MM)				1
30	22630602	FEED DOG 1/4				1
31	22630800	FEED DOG 9/32" (7.1MM)				1
32	22630909	FEED DOG 5/16" (7.9MM)				1
33	22631006	FEED DOG 3/8" (9.5MM)				1
34	22631105	FEED DOG 7/16" (11.1MM)				1
35	22631303	FEED DOG 1/2" (12.7MM)				1
36	22631402	FEED DOG 5/8" (15.9MM)				1
37	22631501	FEED DOG 3/4" (19.1MM)				1
38	22631709	FEED DOG 7/8" (2.2MM)				1
39	22631808	FEED DOG 1" (25.4MM)				1
40	22631907	FEED DOG 1.1/8" (28.6MM)				1
41	22632004	FEED DOG 1.1/4" (31.4MM)				1
42	22632103	FEED DOG 1.3/8" (34.9MM)				1
43	22632202	FEED DOG 1.1/2" (38.1MM)				1
44	40025784	FEED_DOG_TYPE_SA_5/32				1
45	40025785	FEED_DOG_TYPE_SA_3/16				1
46	40025786	FEED_DOG_TYPE_SA_7/32				1
47	40025787	FEED_DOG_TYPE_SA_1/4				1

TABLE OF EXCHANGING GAUGE PARTS (2)(FOR LH-3528A)

Needle gauge size 針 幅		Feed Dog 送り 歯														
Code コード				Option オプション 						Option オプション 						
		inch	mm	No	Part No.	No	Part No.	No	Part No.	No	Part No.	No	Part No.	No	Part No.	
A	3/32	2.4	1	400-33714	-	-	-	-	-	-	-	-	-	-	-	
B	1/8	3.2	2	400-33715	15	400-35883	21	400-33563	-	-	21	400-33563	61	B1613-512-B0H	-	
C	5/32	4.0	3	400-33716	-	-	-	-	27	226-30206	44	400-25784	62	B1613-512-C0H	-	
D	3/16	4.8	4	400-33718	16	400-35884	22	400-33564	28	226-30404	45	400-25785	63	B1613-512-D0H	79	400-25801
E	7/32	5.6	-	-	17	400-35885	23	400-33565	29	226-30503	46	400-25786	64	B1613-512-E0H	80	400-25802
F	1/4	6.4	5	400-33720	18	400-35886	24	400-33566	30	226-30602	47	400-25787	65	B1613-512-F0H	81	400-25803
G	9/32	7.1	6	400-33722	19	400-35887	25	400-33567	31	226-30800	48	400-25788	66	B1613-512-G0H	82	400-25804
H	5/16	7.9	7	400-33723	20	400-35888	26	400-33568	32	226-30909	49	400-25789	67	B1613-512-H0H	83	400-25805
K	3/8	9.5	8	400-33724	-	-	-	-	33	226-31006	50	400-25790	68	B1613-512-K0H	84	400-25806
W	7/16	11.1	-	-	-	-	-	-	34	226-31105	51	400-25791	69	400-75311	85	400-25807
L	1/2	12.7	9	400-33727	-	-	-	-	35	226-31303	52	400-25792	70	B1613-512-L0H	86	400-25808
M	5/8	15.9	-	-	-	-	-	-	36	226-31402	53	400-25793	71	B1613-512-M0H	87	400-25809
N	3/4	19.1	10	400-33729	-	-	-	-	37	226-31501	54	400-25794	72	B1613-512-N0H	88	400-25810
P	7/8	22.2	11	400-33731	-	-	-	-	38	226-31709	55	400-25795	73	B1613-512-P0H	89	400-25811
Q	1	25.4	12	400-33732	-	-	-	-	39	226-31808	56	400-25796	74	B1613-512-Q0H	90	400-25812
R	1-1/8	28.6	13	400-33733	-	-	-	-	40	226-31907	57	400-25797	75	B1613-512-R0H	91	400-25813
S	1-1/4	31.8	14	400-33734	-	-	-	-	41	226-32004	58	400-25798	76	B1613-512-S0H	92	400-25814
T	1-3/8	34.9	-	-	-	-	-	-	42	226-32103	59	400-25799	77	B1613-512-T0H	93	400-25815
U	1-1/2	38.1	-	-	-	-	-	-	43	226-32202	60	400-25800	78	B1613-512-U0H	94	400-25816
Stitch spec. 縫 仕 様	A	★														
	F	★														
	S	★														
	G	★														















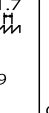

Needle gauge size 針 幅		Feed Dog (Lower feed) 送り 歯 (下送り)				Needle clamp asm. 針 留 組				Throat plate 針 板		Throat plate (with Taping) 針 板 (テープ付)		Throat plate (Lower feed) 針 板 (下送り)		
Code コード																
		inch	mm	No	Part No.	No	Part No.	No	Part No.	No	Part No.	No	Part No.	No	Part No.	
A	3/32	2.4	-	-	-	106	400-35875	125	101-47551	139	226-25008	-	-	-	-	
B	1/8	3.2	95	232-05107	-	-	107	400-26027	126	101-47650	140	226-25107	160	226-28002	167	228-45200
C	5/32	4.0	-	-	-	108	400-26029	127	101-47759	141	226-25206	161	226-28101	-	-	
D	3/16	4.8	96	232-05305	-	-	109	101-47858	129	101-47858	142	226-25305	162	226-28200	168	228-45408
E	7/32	5.6	-	-	-	110	400-26033	128	101-47957	143	226-25404	163	226-28309	-	-	
F	1/4	6.4	97	232-05503	-	-	111	101-48054	131	101-48054	144	226-25503	164	226-28408	169	228-45606
G	9/32	7.1	-	-	-	112	400-26037	130	101-48153	145	226-25602	165	226-28507	-	-	
H	5/16	7.9	-	-	-	113	101-48252	131	101-48252	146	226-25701	166	226-28606	-	-	
K	3/8	9.5	-	-	-	114	101-48351	132	101-48351	147	226-25800	-	-	-	-	
W	7/16	11.1	-	-	-	115	400-26043	133	101-48450	148	226-25909	-	-	-	-	
L	1/2	12.7	98	400-62249	102	228-48105	116	400-26045	134	101-48559	149	226-26006	-	-	170	400-62254
M	5/8	15.9	-	-	-	117	400-26047	135	101-48658	150	226-26105	-	-	-	-	
N	3/4	19.1	99	400-62251	103	228-48303	118	400-26049	136	101-48757	151	226-26204	-	-	171	400-62256
P	7/8	22.2	100	400-62252	104	228-48402	119	400-26051	137	101-48856	152	226-26303	-	-	172	400-62257
Q	1	25.4	101	400-62253	105	228-48501	120	101-48955	138	101-48955	153	226-26402	-	-	173	400-62258
R	1-1/8	28.6	-	-	-	121	400-26055	139	101-49052	154	226-26501	-	-	-	-	
S	1-1/4	31.8	-	-	-	122	400-26057	140	101-49151	155	226-26600	-	-	-	-	
T	1-3/8	34.9	-	-	-	123	400-26059	141	101-49250	156	226-26709	-	-	-	-	
U	1-1/2	38.1	-	-	-	124	400-26061	142	101-49359	157	226-26808	-	-	-	-	
Stitch spec. 縫 仕 様	A	★														
	F	★														
	S	★														
	G	★														
下送り	★		★		★		★		★		★		★		★	

TABLE OF EXCHANGING GAUGE PARTS (2)(FOR LH-3528A)

No.	Parts No.	Parts name	Remarks	Level	Cons	Qty
48	40025788	FEED_DOG_TYPE_SA_9/32				1
49	40025789	FEED_DOG_TYPE_SA_5/16				1
50	40025790	FEED_DOG_TYPE_SA_3/8				1
51	40025791	FEED_DOG_TYPE_SA_7/16				1
52	40025792	FEED_DOG_TYPE_SA_1/2				1
53	40025793	FEED_DOG_TYPE_SA_5/8				1
54	40025794	FEED_DOG_TYPE_SA_3/4				1
55	40025795	FEED_DOG_TYPE_SA_7/8				1
56	40025796	FEED_DOG_TYPE_SA_1				1
57	40025797	FEED_DOG_TYPE_SA_1-1/8				1
58	40025798	FEED_DOG_TYPE_SA_1-1/4				1
59	40025799	FEED_DOG_TYPE_SA_1-3/8				1
60	40025800	FEED_DOG_TYPE_SA_1-1/2				1
61	B1613512B0H	FEED DOG (1/8)				1
62	B1613512C0H	FEED DOG 5/32				1
63	B1613512D0H	FEED DOG 3/16				1
64	B1613512E0H	FEED DOG 7/32				1
65	B1613512F0H	FEED DOG 1/4				1
66	B1613512G0H	FEED DOG 9/32				1
67	B1613512H0H	FEED DOG 5/16				1
68	B1613512K0H	FEED DOG 3/8				1
69	40075311	FEED_DOG_TYPE_G_7/16				1
70	B1613512L0H	FEED DOG 1/2				1
71	B1613512M0H	FEED DOG 5/8				1
72	B1613512N0H	FEED DOG 3/4				1
73	B1613512P0H	FEED DOG 7/8				1
74	B1613512Q0H	FEED DOG 1				1
75	B1613512R0H	FEED DOG 1-1/8				1
76	B1613512S0H	FEED DOG 1-1/4				1
77	B1613512T0H	FEED DOG 1-3/8				1
78	B1613512U0H	FEED DOG 1-1/2				1
79	40025801	FEED_DOG_TYPE_G_3/16				1
80	40025802	FEED_DOG_TYPE_G_7/32				1
81	40025803	FEED_DOG_TYPE_G_1/4				1
82	40025804	FEED_DOG_TYPE_G_9/32				1
83	40025805	FEED_DOG_TYPE_G_5/16				1
84	40025806	FEED_DOG_TYPE_G_3/8				1
85	40025807	FEED_DOG_TYPE_G_7/16				1
86	40025808	FEED_DOG_TYPE_G_1/2				1
87	40025809	FEED_DOG_TYPE_G_5/8				1
88	40025810	FEED_DOG_TYPE_G_3/4				1
89	40025811	FEED_DOG_TYPE_G_7/8				1
90	40025812	FEED_DOG_TYPE_G_1				1
91	40025813	FEED_DOG_TYPE_G_1-1/8				1
92	40025814	FEED_DOG_TYPE_G_1-1/4				1
93	40025815	FEED_DOG_TYPE_G_1-3/8				1
94	40025816	FEED_DOG_TYPE_G_1-1/2				1

TABLE OF EXCHANGING GAUGE PARTS (2)(FOR LH-3528A)

Needle gauge size 針 幅		Feed Dog 送り 歯														
Code コード																
		inch	mm	No	Part No.	No	Part No.	No	Part No.	No	Part No.	No	Part No.	No	Part No.	
A	3/32	2.4	1	400-33714	-	-	-	-	-	-	-	-	-	-	-	
B	1/8	3.2	2	400-33715	15	400-35883	21	400-33563	-	-	21	400-33563	61	B1613-512-B0H	-	
C	5/32	4.0	3	400-33716	-	-	-	-	27	226-30206	44	400-25784	62	B1613-512-C0H	-	
D	3/16	4.8	4	400-33718	16	400-35884	22	400-33564	28	226-30404	45	400-25785	63	B1613-512-D0H	79	400-25801
E	7/32	5.6	-	-	17	400-35885	23	400-33565	29	226-30503	46	400-25786	64	B1613-512-E0H	80	400-25802
F	1/4	6.4	5	400-33720	18	400-35886	24	400-33566	30	226-30602	47	400-25787	65	B1613-512-F0H	81	400-25803
G	9/32	7.1	6	400-33722	19	400-35887	25	400-33567	31	226-30800	48	400-25788	66	B1613-512-G0H	82	400-25804
H	5/16	7.9	7	400-33723	20	400-35888	26	400-33568	32	226-30909	49	400-25789	67	B1613-512-H0H	83	400-25805
K	3/8	9.5	8	400-33724	-	-	-	-	33	226-31006	50	400-25790	68	B1613-512-K0H	84	400-25806
W	7/16	11.1	-	-	-	-	-	-	34	226-31105	51	400-25791	69	400-75311	85	400-25807
L	1/2	12.7	9	400-33727	-	-	-	-	35	226-31303	52	400-25792	70	B1613-512-L0H	86	400-25808
M	5/8	15.9	-	-	-	-	-	-	36	226-31402	53	400-25793	71	B1613-512-M0H	87	400-25809
N	3/4	19.1	10	400-33729	-	-	-	-	37	226-31501	54	400-25794	72	B1613-512-N0H	88	400-25810
P	7/8	22.2	11	400-33731	-	-	-	-	38	226-31709	55	400-25795	73	B1613-512-P0H	89	400-25811
Q	1	25.4	12	400-33732	-	-	-	-	39	226-31808	56	400-25796	74	B1613-512-Q0H	90	400-25812
R	1-1/8	28.6	13	400-33733	-	-	-	-	40	226-31907	57	400-25797	75	B1613-512-R0H	91	400-25813
S	1-1/4	31.8	14	400-33734	-	-	-	-	41	226-32004	58	400-25798	76	B1613-512-S0H	92	400-25814
T	1-3/8	34.9	-	-	-	-	-	-	42	226-32103	59	400-25799	77	B1613-512-T0H	93	400-25815
U	1-1/2	38.1	-	-	-	-	-	-	43	226-32202	60	400-25800	78	B1613-512-U0H	94	400-25816
Stitch spec. 縫 仕 様	A	★														
	F	★														
	S	★														
	G	★														





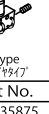





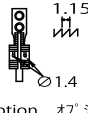
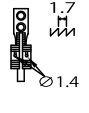
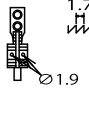

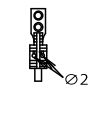
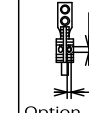
Needle gauge size 針 幅		Feed Dog (Lower feed) 送り 歯 (下送り)				Needle clamp asm. 針 留 組				Throat plate 針 板		Throat plate (with Taping) 針 板 (テープ付)		Throat plate (Lower feed) 針 板 (下送り)		
Code コード																
		inch	mm	No	Part No.	No	Part No.	No	Part No.	No	Part No.	No	Part No.	No	Part No.	
A	3/32	2.4	-	-	-	106	400-35875	125	101-47551	139	226-25008	-	-	-	-	
B	1/8	3.2	95	232-05107	-	-	107	400-26027	126	101-47650	140	226-25107	160	226-28002	167	228-45200
C	5/32	4.0	-	-	-	108	400-26029	127	101-47759	141	226-25206	161	226-28101	-	-	
D	3/16	4.8	96	232-05305	-	-	109	101-47858	128	101-47858	142	226-25305	162	226-28200	168	228-45408
E	7/32	5.6	-	-	-	110	400-26033	128	101-47957	143	226-25404	163	226-28309	-	-	
F	1/4	6.4	97	232-05503	-	-	111	101-48054	129	101-48054	144	226-25503	164	226-28408	169	228-45606
G	9/32	7.1	-	-	-	112	400-26037	130	101-48153	145	226-25602	165	226-28507	-	-	
H	5/16	7.9	-	-	-	113	101-48252	131	101-48252	146	226-25701	166	226-28606	-	-	
K	3/8	9.5	-	-	-	114	101-48351	131	101-48351	147	226-25800	-	-	-	-	
W	7/16	11.1	-	-	-	115	400-26043	130	101-48450	148	226-25909	-	-	-	-	
L	1/2	12.7	98	400-62249	102	228-48105	116	400-26045	131	101-48559	150	226-26006	-	-	170	400-62254
M	5/8	15.9	-	-	-	117	400-26047	132	101-48658	151	226-26105	-	-	-	-	
N	3/4	19.1	99	400-62251	103	228-48303	118	400-26049	133	101-48757	152	226-26204	-	-	171	400-62256
P	7/8	22.2	100	400-62252	104	228-48402	119	400-26051	134	101-48856	153	226-26303	-	-	172	400-62257
Q	1	25.4	101	400-62253	105	228-48501	120	101-48955	134	101-48955	154	226-26402	-	-	173	400-62258
R	1-1/8	28.6	-	-	-	121	400-26055	135	101-49052	155	226-26501	-	-	-	-	
S	1-1/4	31.8	-	-	-	122	400-26057	136	101-49151	156	226-26600	-	-	-	-	
T	1-3/8	34.9	-	-	-	123	400-26059	137	101-49250	157	226-26709	-	-	-	-	
U	1-1/2	38.1	-	-	-	124	400-26061	138	101-49359	158	226-26808	-	-	-	-	
Stitch spec. 縫 仕 様	A	★														
	F	★														
	S	★														
	G	★														
下送り	★		★		★		★		★		★		★		★	

TABLE OF EXCHANGING GAUGE PARTS (2)(FOR LH-3528A)

No.	Parts No.	Parts name	Remarks	Level	Cons	Qty
95	23205107	FEED DOG 1/8				1
96	23205305	FEED DOG 3/16				1
97	23205503	FEED DOG 1/4				1
98	40062249	FEED_DOG_1/2				1
99	40062251	FEED_DOG_3/4				1
100	40062252	FEED_DOG_7/8				1
101	40062253	FEED_DOG_1				1
102	22848105	FEED DOG, (1/2).				1
103	22848303	FEED DOG, (3/4).				1
104	22848402	FEED DOG, (7/8).				1
105	22848501	FEED DOG, (1).				1
106	40035875	ASSY_NEEDLE_CLAMP(3/32)				1
107	40026027	ASSY_NEEDLE_CLAMP(1/8)				1
108	40026029	ASSY_NEEDLE_CLAMP(5/32)				1
109	10147858	NEEDLE CLAMP ASM. 3/16				1
110	40026033	ASSY_NEEDLE_CLAMP(7/32)				1
111	10148054	NEEDLE CLAMP ASM. 1/4				1
112	40026037	ASSY_NEEDLE_CLAMP(9/32)				1
113	10148252	NEEDLE CLAMP ASM. 5/16				1
114	10148351	NEEDLE CLAMP ASM. 3/8				1
115	40026043	ASSY_NEEDLE_CLAMP(7/16)				1
116	40026045	ASSY_NEEDLE_CLAMP(1/2)				1
117	40026047	ASSY_NEEDLE_CLAMP(5/8)				1
118	40026049	ASSY_NEEDLE_CLAMP(3/4)				1
119	40026051	ASSY_NEEDLE_CLAMP(7/8)				1
120	10148955	NEEDLE CLAMP ASM. 1				1
121	40026055	ASSY_NEEDLE_CLAMP(1-1/8)				1
122	40026057	ASSY_NEEDLE_CLAMP(1-1/4)				1
123	40026059	ASSY_NEEDLE_CLAMP(1-3/8)				1
124	40026061	ASSY_NEEDLE_CLAMP(1-1/2)				1
125	10147551	NEEDLE CLAMP ASM. 3/32				1
126	10147650	NEEDLE CLAMP ASM. 1/8				1
127	10147759	NEEDLE CLAMP ASM. 5/32				1
128	10147957	NEEDLE CLAMP ASM. 7/32				1
129	10148153	NEEDLE CLAMP ASM. 9/32				1
130	10148450	NEEDLE CLAMP ASM. 7/16				1
131	10148559	NEEDLE CLAMP ASM. 1/2				1
132	10148658	NEEDLE CLAMP ASM. 5/8				1
133	10148757	NEEDLE CLAMP ASM. 3/4				1
134	10148856	NEEDLE CLAMP ASM. 7/8				1
135	10149052	NEEDLE CLAMP ASM. 1-1/8				1
136	10149151	NEEDLE CLAMP ASM. 1-1/4				1
137	10149250	NEEDLE CLAMP ASM. 1-3/8				1
138	10149359	NEEDLE CLAMP ASM. 1-1/2				1
139	22625008	THROAT PLATE 3/32" (2.4MM)				1
140	22625107	THROAT PLATE 1/8" (3.2MM)				1
141	22625206	THROAT PLATE 5/32" (4MM)				1



TABLE OF EXCHANGING GAUGE PARTS (2)(FOR LH-3528A)

Needle gauge size 針 幅		Feed Dog 送り 歯														
Code コード				Option オプション 						Option オプション 						
		inch	mm	No	Part No.	No	Part No.	No	Part No.	No	Part No.	No	Part No.	No	Part No.	
A	3/32	2.4	1	400-33714	-	-	-	-	-	-	-	-	-	-	-	
B	1/8	3.2	2	400-33715	15	400-35883	21	400-33563	-	-	21	400-33563	61	B1613-512-B0H	-	
C	5/32	4.0	3	400-33716	-	-	-	-	27	226-30206	44	400-25784	62	B1613-512-C0H	-	
D	3/16	4.8	4	400-33718	16	400-35884	22	400-33564	28	226-30404	45	400-25785	63	B1613-512-D0H	79	400-25801
E	7/32	5.6	-	-	17	400-35885	23	400-33565	29	226-30503	46	400-25786	64	B1613-512-E0H	80	400-25802
F	1/4	6.4	5	400-33720	18	400-35886	24	400-33566	30	226-30602	47	400-25787	65	B1613-512-F0H	81	400-25803
G	9/32	7.1	6	400-33722	19	400-35887	25	400-33567	31	226-30800	48	400-25788	66	B1613-512-G0H	82	400-25804
H	5/16	7.9	7	400-33723	20	400-35888	26	400-33568	32	226-30909	49	400-25789	67	B1613-512-H0H	83	400-25805
K	3/8	9.5	8	400-33724	-	-	-	-	33	226-31006	50	400-25790	68	B1613-512-K0H	84	400-25806
W	7/16	11.1	-	-	-	-	-	-	34	226-31105	51	400-25791	69	400-75311	85	400-25807
L	1/2	12.7	9	400-33727	-	-	-	-	35	226-31303	52	400-25792	70	B1613-512-L0H	86	400-25808
M	5/8	15.9	-	-	-	-	-	-	36	226-31402	53	400-25793	71	B1613-512-M0H	87	400-25809
N	3/4	19.1	10	400-33729	-	-	-	-	37	226-31501	54	400-25794	72	B1613-512-N0H	88	400-25810
P	7/8	22.2	11	400-33731	-	-	-	-	38	226-31709	55	400-25795	73	B1613-512-P0H	89	400-25811
Q	1	25.4	12	400-33732	-	-	-	-	39	226-31808	56	400-25796	74	B1613-512-Q0H	90	400-25812
R	1-1/8	28.6	13	400-33733	-	-	-	-	40	226-31907	57	400-25797	75	B1613-512-R0H	91	400-25813
S	1-1/4	31.8	14	400-33734	-	-	-	-	41	226-32004	58	400-25798	76	B1613-512-S0H	92	400-25814
T	1-3/8	34.9	-	-	-	-	-	-	42	226-32103	59	400-25799	77	B1613-512-T0H	93	400-25815
U	1-1/2	38.1	-	-	-	-	-	-	43	226-32202	60	400-25800	78	B1613-512-U0H	94	400-25816
Stitch spec. 縫 仕 様	A	★														
	F	★														
	S	★														
	G	★														


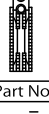







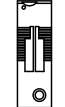
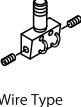

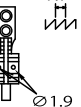
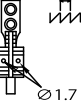
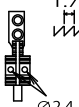
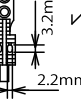
Needle gauge size 針 幅		Feed Dog (Lower feed) 送り 歯 (下送り)				Needle clamp asm. 針 留 組				Throat plate 針 板		Throat plate (with Taping) 針 板 (テープ付)		Throat plate (Lower feed) 針 板 (下送り)		
Code コード																
		inch	mm	No	Part No.	No	Part No.	No	Part No.	No	Part No.	No	Part No.	No	Part No.	
A	3/32	2.4	-	-	-	106	400-35875	125	101-47551	139	226-25008	-	-	-	-	
B	1/8	3.2	95	232-05107	-	-	107	400-26027	126	101-47650	140	226-25107	160	226-28002	167	228-45200
C	5/32	4.0	-	-	-	108	400-26029	127	101-47759	141	226-25206	161	226-28101	-	-	
D	3/16	4.8	96	232-05305	-	-	109	101-47858	129	101-47858	142	226-25305	162	226-28200	168	228-45408
E	7/32	5.6	-	-	-	110	400-26033	128	101-47957	143	226-25404	163	226-28309	-	-	
F	1/4	6.4	97	232-05503	-	-	111	101-48054	131	101-48054	144	226-25404	164	226-28408	169	228-45606
G	9/32	7.1	-	-	-	112	400-26037	130	101-48153	145	226-25503	165	226-28507	-	-	
H	5/16	7.9	-	-	-	113	101-48252	131	101-48252	146	226-25602	166	226-28606	-	-	
K	3/8	9.5	-	-	-	114	101-48351	132	101-48351	147	226-25701	-	-	-	-	
W	7/16	11.1	-	-	-	115	400-26043	133	101-48450	148	226-25800	-	-	-	-	
L	1/2	12.7	98	400-62249	102	228-48105	116	400-26045	134	101-48450	149	226-25909	-	-	170	400-62254
M	5/8	15.9	-	-	-	117	400-26047	135	101-48559	150	226-26006	-	-	-	-	
N	3/4	19.1	99	400-62251	103	228-48303	118	400-26049	136	101-48559	151	226-26105	-	-	-	-
P	7/8	22.2	100	400-62252	104	228-48402	119	400-26051	137	101-48757	152	226-26204	-	-	171	400-62256
Q	1	25.4	101	400-62253	105	228-48501	120	400-26051	138	101-48856	153	226-26303	-	-	172	400-62257
R	1-1/8	28.6	-	-	-	121	400-26055	140	101-48955	154	226-26402	-	-	-	-	
S	1-1/4	31.8	-	-	-	122	400-26057	141	101-49052	155	226-26402	-	-	-	-	
T	1-3/8	34.9	-	-	-	123	400-26059	142	101-49151	156	226-26501	-	-	-	-	
U	1-1/2	38.1	-	-	-	124	400-26061	143	101-49250	157	226-26600	-	-	-	-	
Stitch spec. 縫 仕 様	A	★														
	F	★														
	S	★														
	G	★														
下送り	★		★		★		★		★		★		★		★	

TABLE OF EXCHANGING GAUGE PARTS (2)(FOR LH-3528A)

No.	Parts No.	Parts name	Remarks	Level	Cons	Qty
142	22625305	THROAT PLATE 3/16" (4.8MM)				1
143	40095288	THROAT PLATE 3/16(4.8MM)				1
144	22625404	THROAT PLATE 7/32" (5.6MM)				1
145	22625503	THROAT PLATE 1/4				1
146	40094772	THROAT_PLATE 1/4				1
147	22625602	THROAT PLATE 9/32" (7.1MM)				1
148	22625701	THROAT PLATE 5/16" (7.9MM)				1
149	22625800	THROAT PLATE 3/8" (9.5MM)				1
150	22625909	THROT PLATE 7/16 (11.1M)				1
151	22626006	THROAT PLATE 1/2" (12.7MM)				1
152	22626105	THROAT PLATE 5/8" (15.9MM)				1
153	22626204	THROAT PLATE 3/4" (19.1MM)				1
154	22626303	THROAT PLATE 7/8" (22.2MM)				1
155	22626402	THROAT PLATE 1" (25.4MM)				1
156	22626501	THROAT PLATE 1.1/8" (28.6MM)				1
157	22626600	THROAT PLATE 1.1/4" (31.8MM)				1
158	22626709	THROAT PLATE 1.3/8" (34.9MM)				1
159	22626808	THROAT PLATE 1.1/2" (38.1MM)				1
160	22628002	THROAT PLATE 1/8				1
161	22628101	THROAT PLATE 5/32				1
162	22628200	THROAT PLATE 3/16				1
163	22628309	THROAT PLATE, 7/32				1
164	22628408	THROAT PLATE 1/4				1
165	22628507	THROAT PLATE 9/32				1
166	22628606	TAPING THROT PLATE 5/16				1
167	22845200	THROAT PLATE, (1/8).				1
168	22845408	THROAT PLATE, 3/16.				1
169	22845606	THROAT PLATE, (1/4).				1
170	40062254	THROAT_PLATE_1/2				1
171	40062256	THROAT_PLATE_3/4				1
172	40062257	THROAT_PLATE_7/8				1
173	40062258	THROAT_PLATE_1				1

TABLE OF EXCHANGING GAUGE PARTS (FOR LH-3528A-7)

Needle gauge size 針 幅		Throat plate 針 板		Needle clamp asm. 針 留 組				Feed dog 送 り 歯									
Code コード				 Wire Type ワイヤタイプ		 Hole Type 穴タイプ		 Option オプション 1.7		 Option オプション 1.7		 Option オプション 1.7		 Option オプション 1.7 3.2mm 2.2mm			
		inch	mm	No.	Part No.	No.	Part No.	No.	Part No.	No.	Part No.	No.	Part No.	No.	Part No.		
A	3/32	2.4	—	—	19	400-35875	36	101-47551	—	—	—	—	—	—			
B	1/8	3.2	1	400-35881	20	400-26027	37	101-47650	52	400-61270	67	400-35890	—	97	400-53705		
C	5/32	4.0	2	400-25485	21	400-26029	38	101-47759	53	400-61271	68	400-25817	83	400-71911	—		
D	3/16	4.8	3	400-25490	22	101-47858	22	101-47858	54	400-61272	69	400-25818	84	400-35891	98	400-25831	
			4	※ 400-95289													
E	7/32	5.6	5	400-25491	23	400-26033	39	101-47957	55	400-61273	70	400-25819	85	400-50009	99	400-25832	
F	1/4	6.4	6	400-25492	24	101-48054	24	101-48054	56	400-61274	71	400-26715	86	400-35892	100	400-25833	
			7	※ 400-94773													
G	9/32	7.1	8	400-25493	25	400-26037	40	101-48153	57	400-61275	72	400-25820	87	400-50010	101	400-25834	
H	5/16	7.9	9	400-25494	—	—	41	101-48252	58	400-61276	73	400-25821	88	400-50011	102	400-25835	
K	3/8	9.5	10	400-25495	26	101-48351	26	101-48351	59	400-61277	74	400-25822	89	400-35893	103	400-25836	
W	7/16	11.1	11	400-25496	27	400-26043	42	101-48450	—	—	75	400-25823	—	—	104	400-25837	
L	1/2	12.7	12	400-25498	28	400-26045	43	101-48559	60	400-61278	76	400-25824	90	400-35894	105	400-25838	
M	5/8	15.9	13	400-25499	29	400-26047	44	101-48658	61	400-61279	77	400-25825	91	400-71912	106	400-25839	
N	3/4	19.1	14	400-25500	30	400-26049	45	101-48757	62	400-61280	78	400-25826	92	400-35895	107	400-25840	
P	7/8	22.2	15	400-25502	31	400-26051	46	101-48856	63	400-61281	79	400-25827	93	400-71913	108	400-25841	
Q	1	25.4	16	400-25503	—	—	47	101-48955	64	400-61282	80	400-25828	94	400-71914	109	400-25842	
R	1-1/8	28.6	17	400-25504	32	400-26055	48	101-49052	65	400-61283	81	400-25829	95	400-71915	110	400-25843	
S	1-1/4	31.8	18	400-25505	33	400-26057	49	101-49151	66	400-61284	82	400-25830	96	400-71916	111	400-25844	
T	1-3/8	34.9	—	—	34	400-26059	50	101-49250	—	—	—	—	—	—	—	—	
U	1-1/2	38.1	—	—	35	400-26061	51	101-49359	—	—	—	—	—	—	—	—	
Stitch spec. 縫仕様	A					★											
	F					★											
	S			★				★		★		★					
	G			※のみ★				★						★		★	

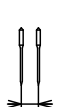
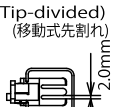

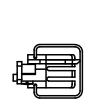

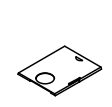
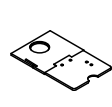
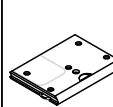








Needle gauge size 針 幅		Presser foot asm. 押 さ え(組)				Swivel guide Presser asm. スィブルガイド 押 さ え(組)		Sliding plate asm. (Left) 滑り板(左)組		Sliding plate asm. (Right) 滑り板(右)組		Sliding plate asm. (Left) 滑り板(左)組		Sliding plate asm. (Front) 滑り板(前)組			
Code コード		 (Tip-divided) (移動式先割れ) 2.0mm		 (Tip-divided) (移動式先割れ) 2.4mm								 Option オプション					
		inch	mm	No.	Part No.	No.	Part No.	No.	Part No.	No.	Part No.	No.	Part No.	No.	Part No.		
B	1/8	3.2	112	400-35896	—	—	—	—	—	—	—	—	—	—	—		
C	5/32	4.0	113	400-35897	128	400-71909	—	—	—	—	—	—	—	—	—		
D	3/16	4.8	114	226-40353	129	228-16557	143	400-95293	—	—	—	—	—	—	—		
E	7/32	5.6	115	226-40452	130	228-16656	—	—	—	—	—	—	—	—	—		
F	1/4	6.4	116	226-40551	131	228-16755	144	400-94776	145	400-25247	149	400-25235	153	400-51633	—		
G	9/32	7.1	117	226-40759	132	228-16854	—	—	—	—	—	—	—	—	—		
H	5/16	7.9	118	226-40858	133	228-16953	—	—	—	—	—	—	—	—	—		
K	3/8	9.5	119	226-40957	134	228-17050	—	—	—	—	—	—	—	—	—		
W	7/16	11.1	120	226-41054	135	400-33941	—	—	—	—	—	—	—	—	—		
L	1/2	12.7	121	226-41252	136	228-17159	—	—	—	—	—	—	—	—	—		
M	5/8	15.9	122	226-41351	137	400-33945	—	—	146	400-25248	150	400-25236	154	400-45729	—		
N	3/4	19.1	123	226-41450	138	400-33947	—	—	—	—	—	—	—	—	—		
P	7/8	22.2	124	226-41658	139	400-33949	—	—	—	—	—	—	—	—	—		
Q	1	25.4	125	226-41757	140	400-33951	—	—	147	400-25249	151	400-25239	155	400-45730	—		
R	1-1/8	28.6	126	226-41856	141	400-33953	—	—	—	—	—	—	—	—	—		
S	1-1/4	31.8	127	226-41955	142	400-33955	—	—	148	400-25250	152	400-25240	156	400-45731	—		
Stitch spec. 縫仕様	S			★				Spec.common		Spec.common		Spec.common		Spec.common			
	G			★		★		仕様 共通		仕様 共通		仕様 共通		仕様 共通			

TABLE OF EXCHANGING GAUGE PARTS (FOR LH-3528A-7)

No.	Parts No.	Parts name	Remarks	Level	Cons	Qty
1	40035881	THROAT_PLATE_TRIM_1/8				1
2	40025485	THROAT_PLATE_TRIM 5/32				1
3	40025490	THROAT_PLATE_TRIM-3/16				1
4	40095289	THROAT_PLATE_TRIM 3/16				1
5	40025491	THROAT_PLATE_TRIM-7/32				1
6	40025492	THROAT_PLATE_TRIM-1/4				1
7	40094773	THROAT_PLATE_TRIM 1/4				1
8	40025493	THROAT_PLATE_TRIM-9/32				1
9	40025494	THROAT_PLATE_TRIM-5/16				1
10	40025495	THROAT_PLATE_TRIM-3/8				1
11	40025496	THROAT_PLATE_TRIM-7/16				1
12	40025498	THROAT_PLATE_TRIM-1/2				1
13	40025499	THROAT_PLATE_TRIM-5/8				1
14	40025500	THROAT_PLATE_TRIM-3/4				1
15	40025502	THROAT_PLATE_TRIM-7/8				1
16	40025503	THROAT_PLATE_TRIM-1				1
17	40025504	THROAT_PLATE_TRIM-1-1/8				1
18	40025505	THROAT_PLATE_TRIM-1-1/4				1
19	40035875	ASSY_NEEDLE_CLAMP(3/32)				1
20	40026027	ASSY_NEEDLE_CLAMP(1/8)				1
21	40026029	ASSY_NEEDLE_CLAMP(5/32)				1
22	10147858	NEEDLE CLAMP ASM. 3/16				1
23	40026033	ASSY_NEEDLE_CLAMP(7/32)				1
24	10148054	NEEDLE CLAMP ASM. 1/4				1
25	40026037	ASSY_NEEDLE_CLAMP(9/32)				1
26	10148351	NEEDLE CLAMP ASM. 3/8				1
27	40026043	ASSY_NEEDLE_CLAMP(7/16)				1
28	40026045	ASSY_NEEDLE_CLAMP(1/2)				1
29	40026047	ASSY_NEEDLE_CLAMP(5/8)				1
30	40026049	ASSY_NEEDLE_CLAMP(3/4)				1
31	40026051	ASSY_NEEDLE_CLAMP(7/8)				1
32	40026055	ASSY_NEEDLE_CLAMP(1-1/8)				1
33	40026057	ASSY_NEEDLE_CLAMP(1-1/4)				1
34	40026059	ASSY_NEEDLE_CLAMP(1-3/8)				1
35	40026061	ASSY_NEEDLE_CLAMP(1-1/2)				1
36	10147551	NEEDLE CLAMP ASM. 3/32				1
37	10147650	NEEDLE CLAMP ASM. 1/8				1
38	10147759	NEEDLE CLAMP ASM. 5/32				1
39	10147957	NEEDLE CLAMP ASM. 7/32				1
40	10148153	NEEDLE CLAMP ASM. 9/32				1
41	10148252	NEEDLE CLAMP ASM. 5/16				1
42	10148450	NEEDLE CLAMP ASM. 7/16				1
43	10148559	NEEDLE CLAMP ASM. 1/2				1
44	10148658	NEEDLE CLAMP ASM. 5/8				1
45	10148757	NEEDLE CLAMP ASM. 3/4				1
46	10148856	NEEDLE CLAMP ASM. 7/8				1
47	10148955	NEEDLE CLAMP ASM. 1				1

TABLE OF EXCHANGING GAUGE PARTS (FOR LH-3528A-7)

Needle gauge size 針 幅			Throat plate 針 板		Needle clamp asm. 針 留 組				Feed dog 送 り 歯							
Code コード					 Wire Type ワイヤタイプ		 Hole Type 穴タイプ		 Option オプション φ1.9		 Option オプション φ1.7		 Option オプション φ2.4		 Option オプション 2.2mm	
	inch	mm	No.	Part No.	No.	Part No.	No.	Part No.	No.	Part No.	No.	Part No.	No.	Part No.	No.	Part No.
A	3/32	2.4	—	—	19	400-35875	36	101-47551	—	—	—	—	—	—	—	—
B	1/8	3.2	1	400-35881	20	400-26027	37	101-47650	52	400-61270	67	400-35890	—	—	97	400-53705
C	5/32	4.0	2	400-25485	21	400-26029	38	101-47759	53	400-61271	68	400-25817	83	400-71911	—	—
D	3/16	4.8	3 4	400-25490 ※400-95289	22	101-47858	22	101-47858	54	400-61272	69	400-25818	84	400-35891	98	400-25831
E	7/32	5.6	5	400-25491	23	400-26033	39	101-47957	55	400-61273	70	400-25819	85	400-50009	99	400-25832
F	1/4	6.4	6 7	400-25492 ※400-94773	24	101-48054	24	101-48054	56	400-61274	71	400-26715	86	400-35892	100	400-25833
G	9/32	7.1	8	400-25493	25	400-26037	40	101-48153	57	400-61275	72	400-25820	87	400-50010	101	400-25834
H	5/16	7.9	9	400-25494	—	—	41	101-48252	58	400-61276	73	400-25821	88	400-50011	102	400-25835
K	3/8	9.5	10	400-25495	26	101-48351	26	101-48351	59	400-61277	74	400-25822	89	400-35893	103	400-25836
W	7/16	11.1	11	400-25496	27	400-26043	42	101-48450	—	—	75	400-25823	—	—	104	400-25837
L	1/2	12.7	12	400-25498	28	400-26045	43	101-48559	60	400-61278	76	400-25824	90	400-35894	105	400-25838
M	5/8	15.9	13	400-25499	29	400-26047	44	101-48658	61	400-61279	77	400-25825	91	400-71912	106	400-25839
N	3/4	19.1	14	400-25500	30	400-26049	45	101-48757	62	400-61280	78	400-25826	92	400-35895	107	400-25840
P	7/8	22.2	15	400-25502	31	400-26051	46	101-48856	63	400-61281	79	400-25827	93	400-71913	108	400-25841
Q	1	25.4	16	400-25503	—	—	47	101-48955	64	400-61282	80	400-25828	94	400-71914	109	400-25842
R	1-1/8	28.6	17	400-25504	32	400-26055	48	101-49052	65	400-61283	81	400-25829	95	400-71915	110	400-25843
S	1-1/4	31.8	18	400-25505	33	400-26057	49	101-49151	66	400-61284	82	400-25830	96	400-71916	111	400-25844
T	1-3/8	34.9	—	—	34	400-26059	50	101-49250	—	—	—	—	—	—	—	—
U	1-1/2	38.1	—	—	35	400-26061	51	101-49359	—	—	—	—	—	—	—	—
Stitch spec. 縫仕様	A	—	—	—	—	—	—	—	—	—	—	—	—	—	—	—
	F	—	—	—	—	—	—	—	—	—	—	—	—	—	—	—
	S	—	—	—	★	—	—	★	—	★	—	★	—	—	—	—
	G	—	—	—	※のみ★	—	—	★	—	—	—	—	—	★	—	★

















Needle gauge size 針 幅			Presser foot asm. 押 さ え(組)				Swivel guide Presser asm. スィブルガイド 押 さ え (組)		Sliding plate asm. (Left) 滑り板(左)組		Sliding plate asm. (Right) 滑り板(右)組		Sliding plate asm. (Left) 滑り板(左)組		Sliding plate asm. (Front) 滑り板(前)組	
Code コード			 (Tip-divided) (移動式先割れ) 2.0mm		 (Tip-divided) (移動式先割れ) 2.4mm								 Option オプション			
	inch	mm	No.	Part No.	No.	Part No.	No.	Part No.	No.	Part No.	No.	Part No.	No.	Part No.	No.	Part No.
B	1/8	3.2	112	400-35896	—	—	—	—	—	—	—	—	—	—	—	
C	5/32	4.0	113	400-35897	128	400-71909	—	—	—	—	—	—	—	—	—	
D	3/16	4.8	114	226-40353	129	228-16557	143	400-95293	—	—	—	—	—	—	—	
E	7/32	5.6	115	226-40452	130	228-16656	—	—	—	—	—	—	—	—	—	
F	1/4	6.4	116	226-40551	131	228-16755	144	400-94776	145	400-25247	149	400-25235	153	400-51633	—	
G	9/32	7.1	117	226-40759	132	228-16854	—	—	—	—	—	—	—	—	—	
H	5/16	7.9	118	226-40858	133	228-16953	—	—	—	—	—	—	—	—	—	
K	3/8	9.5	119	226-40957	134	228-17050	—	—	—	—	—	—	—	—	—	
W	7/16	11.1	120	226-41054	135	400-33941	—	—	—	—	—	—	—	—	—	
L	1/2	12.7	121	226-41252	136	228-17159	—	—	—	—	—	—	—	—	—	
M	5/8	15.9	122	226-41351	137	400-33945	—	—	146	400-25248	150	400-25236	154	400-45729	—	
N	3/4	19.1	123	226-41450	138	400-33947	—	—	—	—	—	—	—	—	—	
P	7/8	22.2	124	226-41658	139	400-33949	—	—	—	—	—	—	—	—	—	
Q	1	25.4	125	226-41757	140	400-33951	—	—	147	400-25249	151	400-25239	155	400-45730	—	
R	1-1/8	28.6	126	226-41856	141	400-33953	—	—	—	—	—	—	—	—	—	
S	1-1/4	31.8	127	226-41955	142	400-33955	—	—	148	400-25250	152	400-25240	156	400-45731	—	
Stitch spec. 縫仕様	S	—	—	★	—	—	—	—	Spec.common	Spec.common	Spec.common	Spec.common	Spec.common	Spec.common	Spec.common	
	G	—	—	—	★	—	★	—	仕様 共通	仕様 共通	仕様 共通	仕様 共通	仕様 共通	仕様 共通	仕様 共通	

TABLE OF EXCHANGING GAUGE PARTS (FOR LH-3528A-7)

No.	Parts No.	Parts name	Remarks	Level	Cons	Qty
48	10149052	NEEDLE CLAMP ASM. 1-1/8				1
49	10149151	NEEDLE CLAMP ASM. 1-1/4				1
50	10149250	NEEDLE CLAMP ASM. 1-3/8				1
51	10149359	NEEDLE CLAMP ASM. 1-1/2				1
52	40061270	FEED_DOG_TYPE-S 1/8				1
53	40061271	FEED_DOG_TYPE-S 5/32				1
54	40061272	FEED_DOG_TYPE-S 3/16				1
55	40061273	FEED_DOG_TYPE-S 7/32				1
56	40061274	FEED_DOG_TYPE-S 1/4				1
57	40061275	FEED_DOG_TYPE-S 9/32				1
58	40061276	FEED_DOG_TYPE-S 5/16				1
59	40061277	FEED_DOG_TYPE-S 3/8				1
60	40061278	FEED_DOG_TYPE-S 1/2				1
61	40061279	FEED_DOG_TYPE-S 5/8				1
62	40061280	FEED_DOG_TYPE-S 3/4				1
63	40061281	FEED_DOG_TYPE-S 7/8				1
64	40061282	FEED_DOG_TYPE-S 1				1
65	40061283	FEED_DOG_TYPE-S 1 1/8				1
66	40061284	FEED_DOG_TYPE-S 1 1/4				1
67	40035890	FEED_DOG_TYPE-S 1/8				1
68	40025817	FEED_DOG_TYPE-S 5/32				1
69	40025818	FEED_DOG_TYPE-S 3/16				1
70	40025819	FEED_DOG_TYPE-S 7/32				1
71	40026715	FEED_DOG_TYPE-S 1/4				1
72	40025820	FEED_DOG_TYPE-S 9/32				1
73	40025821	FEED_DOG_TYPE-S 5/16				1
74	40025822	FEED_DOG_TYPE-S 3/8				1
75	40025823	FEED_DOG_TYPE-S 7/16				1
76	40025824	FEED_DOG_TYPE-S 1/2				1
77	40025825	FEED_DOG_TYPE-S 5/8				1
78	40025826	FEED_DOG_TYPE-S 3/4				1
79	40025827	FEED_DOG_TYPE-S 7/8				1
80	40025828	FEED_DOG_TYPE-S 1				1
81	40025829	FEED_DOG_TYPE-S 1 1/8				1
82	40025830	FEED_DOG_TYPE-S 1 1/4				1
83	40071911	FEED_DOG_7G_5/32				1
84	40035891	FEED_DOG_TYPE_7G_3/16				1
85	40050009	FEED_DOG_TYPE_7G_7/32				1
86	40035892	FEED_DOG_TYPE_7G_1/4				1
87	40050010	FEED_DOG_TYPE_7G_9/32				1
88	40050011	FEED_DOG_TYPE_7G_5/16				1
89	40035893	FEED_DOG_TYPE_7G_3/8				1
90	40035894	FEED_DOG_TYPE_7G_1/2				1
91	40071912	FEED_DOG_7G_5/8				1
92	40035895	FEED_DOG_TYPE_7G_3/4				1
93	40071913	FEED_DOG_7G_7/8				1
94	40071914	FEED_DOG_7G_1				1

TABLE OF EXCHANGING GAUGE PARTS (FOR LH-3528A-7)

Needle gauge size 針 幅			Throat plate 針 板		Needle clamp asm. 針 留 組				Feed dog 送 り 歯							
Code コード					 Wire Type ワイヤタイプ		 Hole Type 穴タイプ		 Option オプション 1.9		 Option オプション 1.7		 Option オプション 2.4		 Option オプション 2.2mm	
	inch	mm	No.	Part No.	No.	Part No.	No.	Part No.	No.	Part No.	No.	Part No.	No.	Part No.	No.	Part No.
A	3/32	2.4	—	—	19	400-35875	36	101-47551	—	—	—	—	—	—	—	—
B	1/8	3.2	1	400-35881	20	400-26027	37	101-47650	52	400-61270	67	400-35890	—	—	97	400-53705
C	5/32	4.0	2	400-25485	21	400-26029	38	101-47759	53	400-61271	68	400-25817	83	400-71911	—	—
D	3/16	4.8	3 4	400-25490 ※ 400-95289	22	101-47858	22	101-47858	54	400-61272	69	400-25818	84	400-35891	98	400-25831
E	7/32	5.6	5	400-25491	23	400-26033	39	101-47957	55	400-61273	70	400-25819	85	400-50009	99	400-25832
F	1/4	6.4	6 7	400-25492 ※ 400-94773	24	101-48054	24	101-48054	56	400-61274	71	400-26715	86	400-35892	100	400-25833
G	9/32	7.1	8	400-25493	25	400-26037	40	101-48153	57	400-61275	72	400-25820	87	400-50010	101	400-25834
H	5/16	7.9	9	400-25494	—	—	41	101-48252	58	400-61276	73	400-25821	88	400-50011	102	400-25835
K	3/8	9.5	10	400-25495	26	101-48351	26	101-48351	59	400-61277	74	400-25822	89	400-35893	103	400-25836
W	7/16	11.1	11	400-25496	27	400-26043	42	101-48450	—	—	75	400-25823	—	—	104	400-25837
L	1/2	12.7	12	400-25498	28	400-26045	43	101-48559	60	400-61278	76	400-25824	90	400-35894	105	400-25838
M	5/8	15.9	13	400-25499	29	400-26047	44	101-48658	61	400-61279	77	400-25825	91	400-71912	106	400-25839
N	3/4	19.1	14	400-25500	30	400-26049	45	101-48757	62	400-61280	78	400-25826	92	400-35895	107	400-25840
P	7/8	22.2	15	400-25502	31	400-26051	46	101-48856	63	400-61281	79	400-25827	93	400-71913	108	400-25841
Q	1	25.4	16	400-25503	—	—	47	101-48955	64	400-61282	80	400-25828	94	400-71914	109	400-25842
R	1-1/8	28.6	17	400-25504	32	400-26055	48	101-49052	65	400-61283	81	400-25829	95	400-71915	110	400-25843
S	1-1/4	31.8	18	400-25505	33	400-26057	49	101-49151	66	400-61284	82	400-25830	96	400-71916	111	400-25844
T	1-3/8	34.9	—	—	34	400-26059	50	101-49250	—	—	—	—	—	—	—	—
U	1-1/2	38.1	—	—	35	400-26061	51	101-49359	—	—	—	—	—	—	—	—
Stitch spec. 縫仕様	A	—	—	—	—	—	—	—	—	—	—	—	—	—	—	—
	F	—	—	—	—	—	—	—	—	—	—	—	—	—	—	—
	S	—	—	—	★	—	—	★	—	★	—	★	—	—	—	—
	G	—	—	—	※のみ★	—	—	★	—	—	—	—	★	—	—	★

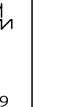
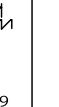
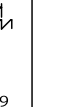
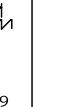
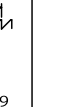
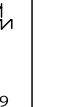
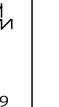
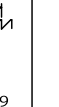








Needle gauge size 針 幅			Presser foot asm. 押 さ え(組)				Swivel guide Presser asm. スィブルガイド 押 さ え(組)		Sliding plate asm. (Left) 滑り板(左)組		Sliding plate asm. (Right) 滑り板(右)組		Sliding plate asm. (Left) 滑り板(左)組		Sliding plate asm. (Front) 滑り板(前)組	
Code コード			 (Tip-divided) (移動式先割れ) 2.0mm		 (Tip-divided) (移動式先割れ) 2.4mm								 Option オプション			
	inch	mm	No.	Part No.	No.	Part No.	No.	Part No.	No.	Part No.	No.	Part No.	No.	Part No.	No.	Part No.
B	1/8	3.2	112	400-35896	—	—	—	—	—	—	—	—	—	—	—	
C	5/32	4.0	113	400-35897	128	400-71909	—	—	—	—	—	—	—	—	—	
D	3/16	4.8	114	226-40353	129	228-16557	143	400-95293	—	—	—	—	—	—	—	
E	7/32	5.6	115	226-40452	130	228-16656	—	—	—	—	—	—	—	—	—	
F	1/4	6.4	116	226-40551	131	228-16755	144	400-94776	145	400-25247	149	400-25235	153	400-51633	—	
G	9/32	7.1	117	226-40759	132	228-16854	—	—	—	—	—	—	—	—	—	
H	5/16	7.9	118	226-40858	133	228-16953	—	—	—	—	—	—	—	—	—	
K	3/8	9.5	119	226-40957	134	228-17050	—	—	—	—	—	—	—	—	—	
W	7/16	11.1	120	226-41054	135	400-33941	—	—	—	—	—	—	—	—	—	
L	1/2	12.7	121	226-41252	136	228-17159	—	—	—	—	—	—	—	—	—	
M	5/8	15.9	122	226-41351	137	400-33945	—	—	146	400-25248	150	400-25236	154	400-45729	—	
N	3/4	19.1	123	226-41450	138	400-33947	—	—	—	—	—	—	—	—	—	
P	7/8	22.2	124	226-41658	139	400-33949	—	—	—	—	—	—	—	—	—	
Q	1	25.4	125	226-41757	140	400-33951	—	—	147	400-25249	151	400-25239	155	400-45730	—	
R	1-1/8	28.6	126	226-41856	141	400-33953	—	—	—	—	—	—	—	—	—	
S	1-1/4	31.8	127	226-41955	142	400-33955	—	—	148	400-25250	152	400-25240	156	400-45731	—	
Stitch spec. 縫仕様	S	—	—	★	—	—	—	—	Spec.common	Spec.common	Spec.common	Spec.common	Spec.common	Spec.common	Spec.common	
	G	—	—	—	★	—	★	—	仕様 共通	仕様 共通	仕様 共通	仕様 共通	仕様 共通	仕様 共通	仕様 共通	

TABLE OF EXCHANGING GAUGE PARTS (FOR LH-3528A-7)

No.	Parts No.	Parts name	Remarks	Level	Cons	Qty
95	40071915	FEED_DOG_7G_1-1/8				1
96	40071916	FEED_DOG_7G_1-1/4				1
97	40053705	FEED_DOG_TYPE_7G_1/8				1
98	40025831	FEED_DOG_TYPE_7G_3/16				1
99	40025832	FEED_DOG_TYPE_7G_7/32				1
100	40025833	FEED_DOG_TYPE_7G_1/4				1
101	40025834	FEED_DOG_TYPE_7G_9/32				1
102	40025835	FEED_DOG_TYPE_7G_5/16				1
103	40025836	FEED_DOG_TYPE_7G_3/8				1
104	40025837	FEED_DOG_TYPE_7G_7/16				1
105	40025838	FEED_DOG_TYPE_7G_1/2				1
106	40025839	FEED_DOG_TYPE_7G_5/8				1
107	40025840	FEED_DOG_TYPE_7G_3/4				1
108	40025841	FEED_DOG_TYPE_7G_7/8				1
109	40025842	FEED_DOG_TYPE_7G_1				1
110	40025843	FEED_DOG_TYPE_7G_1-1/8				1
111	40025844	FEED_DOG_TYPE_7G_1-1/4				1
112	40035896	PRESSER FOOT ASM.				1
113	40035897	PRESSER FOOT ASM.				1
114	22640353	PRESSER FOOT ASM.				1
115	22640452	PRESSER FOOT ASM.				1
116	22640551	PRESSER FOOT ASM.				1
117	22640759	PRESSER FOOT ASM.				1
118	22640858	PRESSER FOOT ASM.				1
119	22640957	PRESSER FOOT ASM.				1
120	22641054	PRESSER FOOT ASM.7/16"(11.1MM)				1
121	22641252	PRESSER FOOT ASM.				1
122	22641351	PRESSER FOOT ASM.				1
123	22641450	PRESSER FOOT ASM.				1
124	22641658	PRESSER FOOT ASM.				1
125	22641757	PRESSER FOOT ASM.				1
126	22641856	PRESSER FOOT ASM.				1
127	22641955	PRESSER FOOT ASM.				1
128	40071909	PRESSER_FOOT_ASM_G_5/32				1
129	22816557	TIP-DIVIDED PRESSER ASM. 3/16				1
130	22816656	TIP-DIVIDED PRESSER ASM. 7/32				1
131	22816755	PRESSER FOOT ASM. 1/4				1
132	22816854	TIP-DIVIDED PRESSER ASM. 9/32				1
133	22816953	TIP-DIVIDED PRESSER ASM. 5/16				1
134	22817050	PRESSER FOOT ASM. D=2.4 (3/8)				1
135	40033941	TIP-DIVIDED_PRESSER_ASM_7/16				1
136	22817159	PRESSER FOOT ASM. D=2.4 (1/2)				1
137	40033945	TIP-DIVIDED_PRESSER_ASM_5/8				1
138	40033947	TIP-DIVIDED_PRESSER_ASM_3/4				1
139	40033949	TIP-DIVIDED_PRESSER_ASM_7/8				1
140	40033951	TIP-DIVIDED_PRESSER_ASM_1				1
141	40033953	TIP-DIVIDED_PRESSER_ASM_1_1/8				1



TABLE OF EXCHANGING GAUGE PARTS (FOR LH-3528A-7)

Needle gauge size 針 幅			Throat plate 針 板		Needle clamp asm. 針 留 組				Feed dog 送 り 歯							
Code コード					 Wire Type ワイヤタイプ		 Hole Type 穴タイプ		 1.7 1.9		 1.7 1.7		 1.7 2.4		 1.7 3.2mm 2.2mm	
	inch	mm	No.	Part No.	No.	Part No.	No.	Part No.	No.	Part No.	No.	Part No.	No.	Part No.	No.	Part No.
A	3/32	2.4	—	—	19	400-35875	36	101-47551	—	—	—	—	—	—	—	—
B	1/8	3.2	1	400-35881	20	400-26027	37	101-47650	52	400-61270	67	400-35890	—	—	97	400-53705
C	5/32	4.0	2	400-25485	21	400-26029	38	101-47759	53	400-61271	68	400-25817	83	400-71911	—	—
D	3/16	4.8	3 4	400-25490 ※400-95289	22	101-47858	22	101-47858	54	400-61272	69	400-25818	84	400-35891	98	400-25831
E	7/32	5.6	5	400-25491	23	400-26033	39	101-47957	55	400-61273	70	400-25819	85	400-50009	99	400-25832
F	1/4	6.4	6 7	400-25492 ※400-94773	24	101-48054	24	101-48054	56	400-61274	71	400-26715	86	400-35892	100	400-25833
G	9/32	7.1	8	400-25493	25	400-26037	40	101-48153	57	400-61275	72	400-25820	87	400-50010	101	400-25834
H	5/16	7.9	9	400-25494	—	—	41	101-48252	58	400-61276	73	400-25821	88	400-50011	102	400-25835
K	3/8	9.5	10	400-25495	26	101-48351	26	101-48351	59	400-61277	74	400-25822	89	400-35893	103	400-25836
W	7/16	11.1	11	400-25496	27	400-26043	42	101-48450	—	—	75	400-25823	—	—	104	400-25837
L	1/2	12.7	12	400-25498	28	400-26045	43	101-48559	60	400-61278	76	400-25824	90	400-35894	105	400-25838
M	5/8	15.9	13	400-25499	29	400-26047	44	101-48658	61	400-61279	77	400-25825	91	400-71912	106	400-25839
N	3/4	19.1	14	400-25500	30	400-26049	45	101-48757	62	400-61280	78	400-25826	92	400-35895	107	400-25840
P	7/8	22.2	15	400-25502	31	400-26051	46	101-48856	63	400-61281	79	400-25827	93	400-71913	108	400-25841
Q	1	25.4	16	400-25503	—	—	47	101-48955	64	400-61282	80	400-25828	94	400-71914	109	400-25842
R	1-1/8	28.6	17	400-25504	32	400-26055	48	101-49052	65	400-61283	81	400-25829	95	400-71915	110	400-25843
S	1-1/4	31.8	18	400-25505	33	400-26057	49	101-49151	66	400-61284	82	400-25830	96	400-71916	111	400-25844
T	1-3/8	34.9	—	—	34	400-26059	50	101-49250	—	—	—	—	—	—	—	—
U	1-1/2	38.1	—	—	35	400-26061	51	101-49359	—	—	—	—	—	—	—	—
Stitch spec. 縫仕様	A	—	—	—	—	—	—	—	—	—	—	—	—	—	—	—
	F	—	—	—	—	—	—	—	—	—	—	—	—	—	—	—
	S	—	—	—	—	—	—	—	—	—	—	—	—	—	—	—
	G	—	—	—	—	—	—	—	—	—	—	—	—	—	—	—
























Needle gauge size 針 幅			Presser foot asm. 押 さ え(組)				Swivel guide Presser asm. スィブルガイド 押 さ え(組)		Sliding plate asm. (Left) 滑り板(左)組		Sliding plate asm. (Right) 滑り板(右)組		Sliding plate asm. (Left) 滑り板(左)組		Sliding plate asm. (Front) 滑り板(前)組	
Code コード			 (Tip-divided) (移動式先割れ) 2.0mm		 (Tip-divided) (移動式先割れ) 2.4mm								 Option オプション			
	inch	mm	No.	Part No.	No.	Part No.	No.	Part No.	No.	Part No.	No.	Part No.	No.	Part No.	No.	Part No.
B	1/8	3.2	112	400-35896	—	—	—	—	—	—	—	—	—	—	—	
C	5/32	4.0	113	400-35897	128	400-71909	—	—	—	—	—	—	—	—	—	
D	3/16	4.8	114	226-40353	129	228-16557	143	400-95293	—	—	—	—	—	—	—	
E	7/32	5.6	115	226-40452	130	228-16656	—	—	—	—	—	—	—	—	—	
F	1/4	6.4	116	226-40551	131	228-16755	144	400-94776	145	400-25247	149	400-25235	153	400-51633	—	
G	9/32	7.1	117	226-40759	132	228-16854	—	—	—	—	—	—	—	—	—	
H	5/16	7.9	118	226-40858	133	228-16953	—	—	—	—	—	—	—	—	—	
K	3/8	9.5	119	226-40957	134	228-17050	—	—	—	—	—	—	—	—	—	
W	7/16	11.1	120	226-41054	135	400-33941	—	—	—	—	—	—	—	—	—	
L	1/2	12.7	121	226-41252	136	228-17159	—	—	—	—	—	—	—	—	—	
M	5/8	15.9	122	226-41351	137	400-33945	—	—	146	400-25248	150	400-25236	154	400-45729	—	
N	3/4	19.1	123	226-41450	138	400-33947	—	—	—	—	—	—	—	—	—	
P	7/8	22.2	124	226-41658	139	400-33949	—	—	—	—	—	—	—	—	—	
Q	1	25.4	125	226-41757	140	400-33951	—	—	147	400-25249	151	400-25239	155	400-45730	—	
R	1-1/8	28.6	126	226-41856	141	400-33953	—	—	—	—	—	—	—	—	—	
S	1-1/4	31.8	127	226-41955	142	400-33955	—	—	148	400-25250	152	400-25240	156	400-45731	—	
Stitch spec. 縫仕様	S	—	—	—	—	—	—	—	Spec.common	Spec.common	Spec.common	Spec.common	Spec.common	Spec.common	Spec.common	
	G	—	—	—	—	—	—	—	仕様 共通	仕様 共通	仕様 共通	仕様 共通	仕様 共通	仕様 共通	仕様 共通	

TABLE OF EXCHANGING GAUGE PARTS (FOR LH-3528A-7)

No.	Parts No.	Parts name	Remarks	Level	Cons	Qty
142	40033955	TIP-DIVIDED_PRESSER_ASM_1_1/4				1
143	40095293	ASSY_PRESSER_FOOT_G3/16				1
144	40094776	ASSY_PRESSER_FOOT_G1/4				1
145	40025247	ASSY_SLIDE_PLATE-L-A				1
146	40025248	ASSY_SLIDE_PLATE-L-B				1
147	40025249	ASSY_SLIDE_PLATE-L-C				1
148	40025250	ASSY_SLIDE_PLATE-L-D				1
149	40025235	ASSY_SLIDE_PLATE-R-A				1
150	40025236	ASSY_SLIDE_PLATE-R-B				1
151	40025239	ASSY_SLIDE_PLATE-R-C				1
152	40025240	ASSY_SLIDE_PLATE-R-D				1
153	40051633	ASSY_SLIDE_PLATE_L				1
154	40045729	ASSY_SIDE_PLATE-L-B				1
155	40045730	ASSY_SIDE_PLATE-L-C				1
156	40045731	ASSY_SIDE_PLATE-L-D				1
157	40042880	ASSY_SLIDE_PLATE_F				1

TABLE OF EXCHANGING GAUGE PARTS (FOR LH-3568A)

Needle gauge size 針 幅		Needle clamp asm.(for DP 5) 針 留組(DP 5用)										Sliding plate asm. (Left) 滑り板(左組)		Sliding plate asm. (Front) 滑り板(前組)	
Code コード		Needle clamp asm. (Left) 針 留(左組)  (Option オプション)		Needle clamp asm. (Right) 針 留(右組)  (Option オプション)		Needle clamp asm. (Left) 針 留(左組)  (Hole Type 穴タイプ)		Needle clamp asm. (Right) 針 留(右組)  (Hole Type 穴タイプ)		 (Option オプション)		 (Option オプション)			
		inch	mm	No.	Part No.	No.	Part No.	No.	Part No.	No.	Part No.	No.	Part No.	No.	Part No.
B	1/8	3.2	1	400-35761	14	400-35771	27	B1402-528-BA0-A	27	B1402-528-BA0-A	51	400-51633	54	400-42874	
C	5/32	4.0	2	400-35762	15	400-35772	28	B1402-528-CA0-A	28	B1402-528-CA0-A					
D	3/16	4.8	3	B1402-528-DAL-A	16	B1402-528-DAR-A	29	B1402-528-DAL-A	40	B1402-528-DAR-A					
E	7/32	5.6	4	B1402-528-EAL	17	B1402-528-EAR	30	B1402-528-EAL	41	B1402-528-EAR					
F	1/4	6.4	5	B1402-528-FAL-A	18	B1402-528-FAR-A	31	B1402-528-FAL-A	42	B1402-528-FAR-A					
G	9/32	7.1	6	400-35765	19	400-35775	32	B1402-528-GAL	43	B1402-528-GAR					
H	5/16	7.9	7	400-35766	20	400-35776	33	B1402-528-HAL-A	44	B1402-528-HAR-A					
K	3/8	9.5	8	B1402-528-KAL-A	21	B1402-528-KAR-A	34	B1402-528-KAL-A	45	B1402-528-KAR-A					
L	1/2	12.7	9	400-35768	22	400-35778	35	B1402-528-LAL	46	B1402-528-LAR					
M	5/8	15.9	10	400-35769	23	400-35779	36	B1402-528-MAL	47	B1402-528-MAR					
N	3/4	19.1	11	400-35770	24	400-35780	37	B1402-528-NAL	48	B1402-528-NAR	52	400-45729			
P	7/8	22.2	12	400-71917	25	400-71919	38	B1402-528-PAL	49	B1402-528-PAR					
Q	1	25.4	13	400-71921	26	400-71923	39	B1402-528-QAL	50	B1402-528-QAR	53	400-45730			
Stitch spec. 縫仕様		S													
		G													

Needle gauge size 針 幅		Needle clamp asm.(for DP 1 7) 針 留組(DP 1 7用)										Throat plate 針 板		Sliding plate asm. (Left) 滑り板(左組)		Sliding plate asm. (Right) 滑り板(右組)	
Code コード		Needle clamp asm. (Left) 針 留(左組)  Option オプション		Needle clamp asm. (Right) 針 留(右組)  Option オプション		Needle clamp asm. (Left) 針 留(左組)  Option オプション		Needle clamp asm. (Right) 針 留(右組)  Option オプション									
		inch	mm	No.	Part No.	No.	Part No.	No.	Part No.	No.	Part No.	No.	Part No.	No.	Part No.		
B	1/8	3.2	55	400-35877	67	400-35878	79	B1402-526-BA0-A	79	B1402-526-BA0-A	101	226-25107	117	226-01058	120	226-00555	
C	5/32	4.0	56	400-26063	68	400-26084	80	B1402-526-CA0-A	80	B1402-526-CA0-A	102	226-25206					
D	3/16	4.8	57	400-26065	69	400-26086	81	B1402-526-DAL-A	91	B1402-526-DAR-A	103	※400-72338					
E	7/32	5.6	58	400-26067	70	400-26088	82	102-28559	92	102-28567	104	226-25305					
F	1/4	6.4	59	400-26069	71	400-26090	83	B1402-526-FAL-A	93	B1402-526-FAR-A	105	※400-95288					
G	9/32	7.1	60	400-26070	72	400-26091	84	B1402-526-GAL-A	94	B1402-526-GAR-A	106	226-25404					
H	5/16	7.9	61	400-26072	73	400-26093	85	B1402-526-HAL-A	95	B1402-526-HAR-A	107	226-25503					
K	3/8	9.5	62	400-26074	74	400-26095	86	B1402-526-KAL-A	96	B1402-526-KAR-A	108	※400-94772					
L	1/2	12.7	63	400-26076	75	400-26097	87	B1402-526-LAL-A	97	B1402-526-LAR-A	109	226-25602					
M	5/8	15.9	64	400-26078	76	400-26099	88	102-28856	98	102-28864	110	226-25701					
N	3/4	19.1	65	400-26080	77	400-26101	89	102-28955	99	102-28963	111	226-25800	118	226-01157	121	226-00654	
P	7/8	22.2	—	—	—	—	—	—	—	—	112	226-26006					
Q	1	25.4	66	400-26082	78	400-26103	90	102-29151	100	102-29169	113	226-26105	119	226-01256	122	226-00753	
											114	226-26204					
Stitch spec. 縫仕様		S															
		G															


















Needle gauge size 針 幅		Feed Dog 送り 歯										Presser foot asm. 押 さ え(組)				Swivel guide Presser asm. スイブ ルカ イト	
Code コード		Option オプション		Option オプション		Option オプション		Option オプション		(Tip-divided) (移動式先割れ) 2.0mm		(Tip-divided) (移動式先割れ) 2.4mm					
		No.	Part No.	No.	Part No.	No.	Part No.	No.	Part No.	No.	Part No.	No.	Part No.	No.	Part No.		
B	1/8	3.2	—	—	135	400-33563	—	—	—	—	171	400-35896	—	—	—	—	
C	5/32	4.0	123	226-30206	136	400-25784	148	B1613-512-COH	—	—	172	400-35897	184	400-71909	—	—	
D	3/16	4.8	124	226-30404	137	400-25785	149	B1613-512-DOH	160	400-25801	173	226-40353	185	228-16557	196	400-95293	
E	7/32	5.6	125	226-30503	138	400-25786	150	B1613-512-EOH	161	400-25802	174	226-40452	186	228-16656	—	—	
F	1/4	6.4	126	226-30602	139	400-25787	151	B1613-512-FOH	162	400-25803	175	226-40551	187	228-16755	197	400-94776	
G	9/32	7.1	127	226-30800	140	400-25788	152	B1613-512-GOH	163	400-25804	176	226-40759	188	228-16854	—	—	
H	5/16	7.9	128	226-30909	141	400-25789	153	B1613-512-HOH	164	400-25805	177	226-40858	189	228-16953	—	—	
K	3/8	9.5	129	226-31006	142	400-25790	154	B1613-512-KOH	165	400-25806	178	226-40957	190	228-17050	—	—	
L	1/2	12.7	130	226-31303	143	400-25792	155	B1613-512-LOH	166	400-25808	179	226-41252	191	228-17159	—	—	
M	5/8	15.9	131	226-31402	144	400-25793	156	B1613-512-MOH	167	400-25809	180	226-41351	192	400-33945	—	—	
N	3/4	19.1	132	226-31501	145	400-25794	157	B1613-512-NOH	168	400-25810	181	226-41450	193	400-33947	—	—	
P	7/8	22.2	133	226-31709	146	400-25795	158	B1613-512-POH	169	400-25811	182	226-41658	194	400-33949	—	—	
Q	1	25.4	134	226-31808	147	400-25796	159	B1613-512-QOH	170	400-25812	183	226-41757	195	400-33951	—	—	
Stitch spec. 縫仕様		S															
		G															

TABLE OF EXCHANGING GAUGE PARTS (FOR LH-3568A)

No.	Parts No.	Parts name	Remarks	Level	Cons	Qty
1	40035761	ASSY_NEEDLE_CLAMP_L(1/8)				1
2	40035762	ASSY_NEEDLE_CLAMP_L(5/32)				1
3	B1402528DALA	NEEDLE_CLAMP_ASM. LEFT				1
4	B1402528EAL	NEEDLE_CLAMP_ASM. 7/32				1
5	B1402528FALA	NEEDLE_CLAMP_ASM. 1/4				1
6	40035765	ASSY_NEEDLE_CLAMP_L(9/32)				1
7	40035766	ASSY_NEEDLE_CLAMP_L(5/16)				1
8	B1402528KALA	NEEDLE_CLAMP_ASM. 3/8				1
9	40035768	ASSY_NEEDLE_CLAMP_L(1/2)				1
10	40035769	ASSY_NEEDLE_CLAMP_L(5/8)				1
11	40035770	ASSY_NEEDLE_CLAMP_L(3/4)				1
12	40071917	ASSY_NEEDLE_CLAMP_L_7/8				1
13	40071921	ASSY_NEEDLE_CLAMP_L_1				1
14	40035771	ASSY_NEEDLE_CLAMP_R(1/8)				1
15	40035772	ASSY_NEEDLE_CLAMP_R(5/32)				1
16	B1402528DARA	NEEDLE_CLAMP_ASM. RIGHT				1
17	B1402528EAR	NEEDLE_CLAMP_ASM. 7/32				1
18	B1402528FARA	NEEDLE_CLAMP_ASM. 1/4				1
19	40035775	ASSY_NEEDLE_CLAMP_R(9/32)				1
20	40035776	ASSY_NEEDLE_CLAMP_R(5/16)				1
21	B1402528KARA	NEEDLE_CLAMP_ASM. 3/8				1
22	40035778	ASSY_NEEDLE_CLAMP_R(1/2)				1
23	40035779	ASSY_NEEDLE_CLAMP_R(5/8)				1
24	40035780	ASSY_NEEDLE_CLAMP_R(3/4)				1
25	40071919	ASSY_NEEDLE_CLAMP_R_7/8				1
26	40071923	ASSY_NEEDLE_CLAMP_R_1				1
27	B1402528BA0A	NEEDLE_CLAMP_ASM. 1/8				1
28	B1402528CA0A	NEEDLE_CLAMP_ASM. 5/32				1
29	B1402528DALA	NEEDLE_CLAMP_ASM. LEFT				1
30	B1402528EAL	NEEDLE_CLAMP_ASM. 7/32				1
31	B1402528FALA	NEEDLE_CLAMP_ASM. 1/4				1
32	B1402528GAL	NEEDLE_CLAMP_ASM., LEFT				1
33	B1402528HALA	NEEDLE_CLAMP_ASM. 5/16				1
34	B1402528KALA	NEEDLE_CLAMP_ASM. 3/8				1
35	B1402528LAL	NEEDLE_CLAMP_ASM., LEFT 1/2				1
36	B1402528MAL	NEEDLE_CLAMP_ASM., LEFT 5/8				1
37	B1402528NAL	NEEDLE_CLAMP_ASM., LEFT 3/4				1
38	B1402528PAL	NEEDLE_CLAMP_ASM. LEFT 7/8				1
39	B1402528QAL	NEEDLE_CLAMP_ASM., LEFT 1				1
40	B1402528DARA	NEEDLE_CLAMP_ASM. RIGHT				1
41	B1402528EAR	NEEDLE_CLAMP_ASM. 7/32				1
42	B1402528FARA	NEEDLE_CLAMP_ASM. 1/4				1
43	B1402528GAR	NEEDLE_CLAMP_ASM., RIGHT				1
44	B1402528HARA	NEEDLE_CLAMP_ASM. 5/16				1
45	B1402528KARA	NEEDLE_CLAMP_ASM. 3/8				1
46	B1402528LAR	NEEDLE_CLAMP_ASM., RIGHT 1/2				1
47	B1402528MAR	NEEDLE_CLAMP_ASM., RIGHT 5/8				1

TABLE OF EXCHANGING GAUGE PARTS (FOR LH-3568A)

Needle gauge size 針 幅		Needle clamp asm.(for DP 5) 針 留組(D P 5用)										Sliding plate asm. (Left) 滑り板(左組)		Sliding plate asm. (Front) 滑り板(前組)	
Code コード		Needle clamp asm. (Left) 針 留(左組)  (Option オプション)		Needle clamp asm. (Right) 針 留(右組)  (Option オプション)		Needle clamp asm. (Left) 針 留(左組)  (Hole Type 穴付)		Needle clamp asm. (Right) 針 留(右組)  (Hole Type 穴付)		 (Option オプション)		 (Option オプション)			
		inch	mm	No.	Part No.	No.	Part No.	No.	Part No.	No.	Part No.	No.	Part No.	No.	Part No.
B	1/8	3.2	1	400-35761	14	400-35771	27	B1402-528-BA0-A	27	B1402-528-BA0-A	51	400-51633	54	400-42874	
C	5/32	4.0	2	400-35762	15	400-35772	28	B1402-528-CA0-A	28	B1402-528-CA0-A					
D	3/16	4.8	3	B1402-528-DAL-A	16	B1402-528-DAR-A	29	B1402-528-DAL-A	40	B1402-528-DAR-A					
E	7/32	5.6	4	B1402-528-EAL	17	B1402-528-EAR	30	B1402-528-EAL	41	B1402-528-EAR					
F	1/4	6.4	5	B1402-528-FAL-A	18	B1402-528-FAR-A	31	B1402-528-FAL-A	42	B1402-528-FAR-A					
G	9/32	7.1	6	400-35765	19	400-35775	32	B1402-528-GAL	43	B1402-528-GAR					
H	5/16	7.9	7	400-35766	20	400-35776	33	B1402-528-HAL-A	44	B1402-528-HAR-A					
K	3/8	9.5	8	B1402-528-KAL-A	21	B1402-528-KAR-A	34	B1402-528-KAL-A	45	B1402-528-KAR-A					
L	1/2	12.7	9	400-35768	22	400-35778	35	B1402-528-LAL	46	B1402-528-LAR					
M	5/8	15.9	10	400-35769	23	400-35779	36	B1402-528-MAL	47	B1402-528-MAR					
N	3/4	19.1	11	400-35770	24	400-35780	37	B1402-528-NAL	48	B1402-528-NAR	52	400-45729			
P	7/8	22.2	12	400-71917	25	400-71919	38	B1402-528-PAL	49	B1402-528-PAR					
Q	1	25.4	13	400-71921	26	400-71923	39	B1402-528-QAL	50	B1402-528-QAR	53	400-45730			
Stitch spec. 縫仕様	S														
	G														

Needle gauge size 針 幅		Needle clamp asm.(for DP 1 7) 針 留組(D P 1 7用)										Throat plate 針 板		Sliding plate asm. (Left) 滑り板(左組)		Sliding plate asm. (Right) 滑り板(右組)	
Code コード		Needle clamp asm. (Left) 針 留(左組)  Option オプション		Needle clamp asm. (Right) 針 留(右組)  Option オプション		Needle clamp asm. (Left) 針 留(左組)  Option オプション		Needle clamp asm. (Right) 針 留(右組)  Option オプション									
		inch	mm	No.	Part No.	No.	Part No.	No.	Part No.	No.	Part No.	No.	Part No.	No.	Part No.		
B	1/8	3.2	55	400-35877	67	400-35878	79	B1402-526-BA0-A	79	B1402-526-BA0-A	101	226-25107	117	226-01058	120	226-00555	
C	5/32	4.0	56	400-26063	68	400-26084	80	B1402-526-CA0-A	80	B1402-526-CA0-A	102	226-25206					
D	3/16	4.8	57	400-26065	69	400-26086	81	B1402-526-DAL-A	91	B1402-526-DAR-A	103	※400-72338					
E	7/32	5.6	58	400-26067	70	400-26088	82	102-28559	92	102-28567	104	226-25305					
F	1/4	6.4	59	400-26069	71	400-26090	83	B1402-526-FAL-A	93	B1402-526-FAR-A	105	※400-95288					
G	9/32	7.1	60	400-26070	72	400-26091	84	B1402-526-GAL-A	94	B1402-526-GAR-A	106	226-25404					
H	5/16	7.9	61	400-26072	73	400-26093	85	B1402-526-HAL-A	95	B1402-526-HAR-A	107	226-25503					
K	3/8	9.5	62	400-26074	74	400-26095	86	B1402-526-KAL-A	96	B1402-526-KAR-A	108	※400-94772					
L	1/2	12.7	63	400-26076	75	400-26097	87	B1402-526-LAL-A	97	B1402-526-LAR-A	109	226-25602					
M	5/8	15.9	64	400-26078	76	400-26099	88	102-28856	98	102-28864	110	226-25701					
N	3/4	19.1	65	400-26080	77	400-26101	89	102-28955	99	102-28963	111	226-25800	118	226-01157	121	226-00654	
P	7/8	22.2	—	—	—	—	—	—	—	—	112	226-26006					
Q	1	25.4	66	400-26082	78	400-26103	90	102-29151	100	102-29169	113	226-26105	119	226-01256	122	226-00753	
											114	226-26204					
Stitch spec. 縫仕様	S																
	G																










Needle gauge size 針 幅		Feed Dog 送り 歯										Presser foot asm. 押 さ え(組)				Swivel guide Presser asm. スイブ ルカ イト	
Code コード		Option オプション		Option オプション		Option オプション		Option オプション		(Tip-divided) (移動式先割れ) 2.0mm		(Tip-divided) (移動式先割れ) 2.4mm					
		No.	Part No.	No.	Part No.	No.	Part No.	No.	Part No.	No.	Part No.	No.	Part No.	No.	Part No.		
B	1/8	3.2	—	—	135	400-33563	—	—	—	—	171	400-35896	—	—	—	—	
C	5/32	4.0	123	226-30206	136	400-25784	148	B1613-512-COH	—	—	172	400-35897	184	400-71909	—	—	
D	3/16	4.8	124	226-30404	137	400-25785	149	B1613-512-DOH	160	400-25801	173	226-40353	185	228-16557	196	400-95293	
E	7/32	5.6	125	226-30503	138	400-25786	150	B1613-512-EOH	161	400-25802	174	226-40452	186	228-16656	—	—	
F	1/4	6.4	126	226-30602	139	400-25787	151	B1613-512-FOH	162	400-25803	175	226-40551	187	228-16755	197	400-94776	
G	9/32	7.1	127	226-30800	140	400-25788	152	B1613-512-GOH	163	400-25804	176	226-40759	188	228-16854	—	—	
H	5/16	7.9	128	226-30909	141	400-25789	153	B1613-512-HOH	164	400-25805	177	226-40858	189	228-16953	—	—	
K	3/8	9.5	129	226-31006	142	400-25790	154	B1613-512-KOH	165	400-25806	178	226-40957	190	228-17050	—	—	
L	1/2	12.7	130	226-31303	143	400-25792	155	B1613-512-LOH	166	400-25808	179	226-41252	191	228-17159	—	—	
M	5/8	15.9	131	226-31402	144	400-25793	156	B1613-512-MOH	167	400-25809	180	226-41351	192	400-33945	—	—	
N	3/4	19.1	132	226-31501	145	400-25794	157	B1613-512-NOH	168	400-25810	181	226-41450	193	400-33947	—	—	
P	7/8	22.2	133	226-31709	146	400-25795	158	B1613-512-POH	169	400-25811	182	226-41658	194	400-33949	—	—	
Q	1	25.4	134	226-31808	147	400-25796	159	B1613-512-QOH	170	400-25812	183	226-41757	195	400-33951	—	—	
Stitch spec. 縫仕様	S																
	G																

TABLE OF EXCHANGING GAUGE PARTS (FOR LH-3568A)

No.	Parts No.	Parts name	Remarks	Level	Cons	Qty
48	B1402528NAR	NEEDLE CLAMP ASM., RIGHT 3/4				1
49	B1402528PAR	NEEDLE CLAMP ASM. RIGHT 7/8				1
50	B1402528QAR	NEEDLE CLAMP ASM., RIGHT 1				1
51	40051633	ASSY_SLIDE_PLATE_L				1
52	40045729	ASSY_SIDE_PLATE-L-B				1
53	40045730	ASSY_SIDE_PLATE-L-C				1
54	40042874	ASSY_SLIDE_PLATE_F_STANDARD				1
55	40035877	ASSY_NEEDLE_CLAMP_L(1/8)				1
56	40026063	ASSY_NEEDLE_CLAMP_L(5/32)				1
57	40026065	ASSY_NEEDLE_CLAMP_L(3/16)				1
58	40026067	ASSY_NEEDLE_CLAMP_L(7/32)				1
59	40026069	ASSY_NEEDLE_CLAMP_L(1/4)				1
60	40026070	ASSY_NEEDLE_CLAMP_L(9/32)				1
61	40026072	ASSY_NEEDLE_CLAMP_L(5/16)				1
62	40026074	ASSY_NEEDLE_CLAMP_L(3/8)				1
63	40026076	ASSY_NEEDLE_CLAMP_L(1/2)				1
64	40026078	ASSY_NEEDLE_CLAMP_L(5/8)				1
65	40026080	ASSY_NEEDLE_CLAMP_L(3/4)				1
66	40026082	ASSY_NEEDLE_CLAMP_L(1)				1
67	40035878	ASSY_NEEDLE_CLAMP_R(1/8)				1
68	40026084	ASSY_NEEDLE_CLAMP_R(5/32)				1
69	40026086	ASSY_NEEDLE_CLAMP_R(3/16)				1
70	40026088	ASSY_NEEDLE_CLAMP_R(7/32)				1
71	40026090	ASSY_NEEDLE_CLAMP_R(1/4)				1
72	40026091	ASSY_NEEDLE_CLAMP_R(9/32)				1
73	40026093	ASSY_NEEDLE_CLAMP_R(5/16)				1
74	40026095	ASSY_NEEDLE_CLAMP_R(3/8)				1
75	40026097	ASSY_NEEDLE_CLAMP_R(1/2)				1
76	40026099	ASSY_NEEDLE_CLAMP_R(5/8)				1
77	40026101	ASSY_NEEDLE_CLAMP_R(3/4)				1
78	40026103	ASSY_NEEDLE_CLAMP_R(1)				1
79	B1402526BA0A	NEEDLE CLAMP ASM. 1/8				1
80	B1402526CA0A	NEEDLE CLAMP ASM. 5/32				1
81	B1402526DALA	NEEDLE CLAMP LEFT ASM. 3/16				1
82	10228559	NEEDLE CLAMP ASM. LEFT 7/32				1
83	B1402526FALA	NEEDLE CLAMP LEFT ASM. 1/4				1
84	B1402526GALA	NEEDLE CLAMP LEFT ASM. 9/32				1
85	B1402526HALA	NEEDLE CLAMP LEFT ASM. 5/16				1
86	B1402526KALA	NEEDLE CLAMP LEFT ASM. 3/8				1
87	B1402526LALA	NEEDLE CLAMP LEFT ASM.				1
88	10228856	NEEDLE CLAMP ASM. LEFT 5/8				1
89	10228955	NEEDLE CLAMP ASM. LEFT 3/4				1
90	10229151	NEEDLE CLAMP ASM. LEFT 1				1
91	B1402526DARA	NEEDLE CLAMP RIGHT ASM. 3/16				1
92	10228567	NEEDLE CLAMP ASM. RIGHT 7/32				1
93	B1402526FARA	NEEDLE CLAMP RIGHT ASM. 1/4				1
94	B1402526GARA	NEEDLE CLAMP RIGHT ASM. 9/32				1

TABLE OF EXCHANGING GAUGE PARTS (FOR LH-3568A)

Needle gauge size 針 幅		Needle clamp asm.(for DP 5) 針 留組(DP 5用)										Sliding plate asm. (Left) 滑り板(左組)		Sliding plate asm. (Front) 滑り板(前組)	
Code コード		Needle clamp asm. (Left) 針 留(左組) <small>(Option オプション)</small>		Needle clamp asm. (Right) 針 留(右組) <small>(Option オプション)</small>		Needle clamp asm. (Left) 針 留(左組) <small>(Hole Type 穴付)</small>		Needle clamp asm. (Right) 針 留(右組) <small>(Hole Type 穴付)</small>		 <small>(Option オプション)</small>					
		inch	mm	No.	Part No.	No.	Part No.	No.	Part No.	No.	Part No.	No.	Part No.		
B	1/8	3.2	1	400-35761	14	400-35771	27	B1402-528-BA0-A	27	B1402-528-BA0-A	51	400-51633	54	400-42874	
C	5/32	4.0	2	400-35762	15	400-35772	28	B1402-528-CA0-A	28	B1402-528-CA0-A					
D	3/16	4.8	3	B1402-528-DAL-A	16	B1402-528-DAR-A	29	B1402-528-DAL-A	40	B1402-528-DAR-A					
E	7/32	5.6	4	B1402-528-EAL	17	B1402-528-EAR	30	B1402-528-EAL	41	B1402-528-EAR					
F	1/4	6.4	5	B1402-528-FAL-A	18	B1402-528-FAR-A	31	B1402-528-FAL-A	42	B1402-528-FAR-A					
G	9/32	7.1	6	400-35765	19	400-35775	32	B1402-528-GAL	43	B1402-528-GAR					
H	5/16	7.9	7	400-35766	20	400-35776	33	B1402-528-HAL-A	44	B1402-528-HAR-A					
K	3/8	9.5	8	B1402-528-KAL-A	21	B1402-528-KAR-A	34	B1402-528-KAL-A	45	B1402-528-KAR-A					
L	1/2	12.7	9	400-35768	22	400-35778	35	B1402-528-LAL	46	B1402-528-LAR					
M	5/8	15.9	10	400-35769	23	400-35779	36	B1402-528-MAL	47	B1402-528-MAR					
N	3/4	19.1	11	400-35770	24	400-35780	37	B1402-528-NAL	48	B1402-528-NAR	52	400-45729			
P	7/8	22.2	12	400-71917	25	400-71919	38	B1402-528-PAL	49	B1402-528-PAR					
Q	1	25.4	13	400-71921	26	400-71923	39	B1402-528-QAL	50	B1402-528-QAR	53	400-45730			
Stitch spec. 縫仕様		S													
		G													

Needle gauge size 針 幅		Needle clamp asm.(for DP 1 7) 針 留組(DP 1 7用)								Throat plate 針 板		Sliding plate asm. (Left) 滑り板(左組)		Sliding plate asm. (Right) 滑り板(右組)		
Code コード		Needle clamp asm. (Left) 針 留(左組) <small>Option オプション</small>		Needle clamp asm. (Right) 針 留(右組) <small>Option オプション</small>		Needle clamp asm. (Left) 針 留(左組) <small>Option オプション</small>		Needle clamp asm. (Right) 針 留(右組) <small>Option オプション</small>								
		inch	mm	No.	Part No.	No.	Part No.	No.	Part No.	No.	Part No.	No.	Part No.	No.	Part No.	
B	1/8	3.2	55	400-35877	67	400-35878	79	B1402-526-BA0-A	79	B1402-526-BA0-A	101	226-25107	117	226-01058	120	226-00555
C	5/32	4.0	56	400-26063	68	400-26084	80	B1402-526-CA0-A	80	B1402-526-CA0-A	102	226-25206				
D	3/16	4.8	57	400-26065	69	400-26086	81	B1402-526-DAL-A	91	B1402-526-DAR-A	103	※400-72338				
E	7/32	5.6	58	400-26067	70	400-26088	82	102-28559	92	102-28567	104	226-25305				
F	1/4	6.4	59	400-26069	71	400-26090	83	B1402-526-FAL-A	93	B1402-526-FAR-A	105	※400-95288				
G	9/32	7.1	60	400-26070	72	400-26091	84	B1402-526-GAL-A	94	B1402-526-GAR-A	106	226-25404				
H	5/16	7.9	61	400-26072	73	400-26093	85	B1402-526-HAL-A	95	B1402-526-HAR-A	107	226-25503				
K	3/8	9.5	62	400-26074	74	400-26095	86	B1402-526-KAL-A	96	B1402-526-KAR-A	108	※400-94772				
L	1/2	12.7	63	400-26076	75	400-26097	87	B1402-526-LAL-A	97	B1402-526-LAR-A	109	226-25602				
M	5/8	15.9	64	400-26078	76	400-26099	88	102-28856	98	102-28864	110	226-25701				
N	3/4	19.1	65	400-26080	77	400-26101	89	102-28955	99	102-28963	111	226-25800	118	226-01157	121	226-00654
P	7/8	22.2	—	—	—	—	—	—	—	—	112	226-26006				
Q	1	25.4	66	400-26082	78	400-26103	90	102-29151	100	102-29169	113	226-26105	119	226-01256	122	226-00753
											114	226-26204				
Stitch spec. 縫仕様		S														
		G														










Needle gauge size 針 幅		Feed Dog 送り 歯						Presser foot asm. 押 さ え(組)				Swivel guide Presser asm. スイブ ルカ イト		
Code コード		Option オプション		Option オプション		Option オプション		(Tip-divided) (移動式先割れ) 2.0mm		(Tip-divided) (移動式先割れ) 2.4mm				
		No.	Part No.	No.	Part No.	No.	Part No.	No.	Part No.	No.	Part No.	No.	Part No.	
B	1/8	3.2	—	—	135	400-33563	—	—	—	—	171	400-35896	—	—
C	5/32	4.0	123	226-30206	136	400-25784	148	B1613-512-COH	—	—	172	400-35897	184	400-71909
D	3/16	4.8	124	226-30404	137	400-25785	149	B1613-512-DOH	160	400-25801	173	226-40353	185	228-16557
E	7/32	5.6	125	226-30503	138	400-25786	150	B1613-512-EOH	161	400-25802	174	226-40452	186	228-16656
F	1/4	6.4	126	226-30602	139	400-25787	151	B1613-512-FOH	162	400-25803	175	226-40551	187	228-16755
G	9/32	7.1	127	226-30800	140	400-25788	152	B1613-512-GOH	163	400-25804	176	226-40759	188	228-16854
H	5/16	7.9	128	226-30909	141	400-25789	153	B1613-512-HOH	164	400-25805	177	226-40858	189	228-16953
K	3/8	9.5	129	226-31006	142	400-25790	154	B1613-512-KOH	165	400-25806	178	226-40957	190	228-17050
L	1/2	12.7	130	226-31303	143	400-25792	155	B1613-512-LOH	166	400-25808	179	226-41252	191	228-17159
M	5/8	15.9	131	226-31402	144	400-25793	156	B1613-512-MOH	167	400-25809	180	226-41351	192	400-33945
N	3/4	19.1	132	226-31501	145	400-25794	157	B1613-512-NOH	168	400-25810	181	226-41450	193	400-33947
P	7/8	22.2	133	226-31709	146	400-25795	158	B1613-512-POH	169	400-25811	182	226-41658	194	400-33949
Q	1	25.4	134	226-31808	147	400-25796	159	B1613-512-QOH	170	400-25812	183	226-41757	195	400-33951
Stitch spec. 縫仕様		S												
		G												









TABLE OF EXCHANGING GAUGE PARTS (FOR LH-3568A)

No.	Parts No.	Parts name	Remarks	Level	Cons	Qty
95	B1402526HARA	NEEDLE CLAMP RIGHT ASM. 5/16				1
96	B1402526KARA	NEEDLE CLAMP RIGHT ASM. 3/8				1
97	B1402526LARA	NEEDLE CLAMP RIGHT ASM.				1
98	10228864	NEEDLE CLAMP ASM. RIGHT 5/8				1
99	10228963	NEEDLE CLAMP ASM. RIGHT 3/4				1
100	10229169	NEEDLE CLAMP ASM. RIGHT 1				1
101	22625107	THROAT PLATE 1/8" (3.2MM)				1
102	22625206	THROAT PLATE 5/32" (4MM)				1
103	40072338	THROAT_PLATE_G_5/32				1
104	22625305	THROAT PLATE 3/16" (4.8MM)				1
105	40095288	THROAT PLATE 3/16(4.8MM)				1
106	22625404	THROAT PLATE 7/32" (5.6MM)				1
107	22625503	THROAT PLATE 1/4				1
108	40094772	THROAT_PLATE 1/4				1
109	22625602	THROAT PLATE 9/32" (7.1MM)				1
110	22625701	THROAT PLATE 5/16" (7.9MM)				1
111	22625800	THROAT PLATE 3/8" (9.5MM)				1
112	22626006	THROAT PLATE 1/2" (12.7MM)				1
113	22626105	THROAT PLATE 5/8" (15.9MM)				1
114	22626204	THROAT PLATE 3/4" (19.1MM)				1
115	22626303	THROAT PLATE 7/8" (22.2MM)				1
116	22626402	THROAT PLATE 1" (25.4MM)				1
117	22601058	BED SLIDE LEFT, ASM., A				1
118	22601157	LEFT SLIDER PLATE B ASM.				1
119	22601256	BED SLIDE LEFT, ASM., C				1
120	22600555	BED SLIDE RIGHT, ASM., A				1
121	22600654	RIGHT SLIDER PLATE B ASM.				1
122	22600753	BED SLIDE RIGHT, ASM., C				1
123	22630206	FEED DOG 5/32" (4.0MM)				1
124	22630404	FEED DOG 3/16" (4.8MM)				1
125	22630503	FEED DOG 7/32" (5.6MM)				1
126	22630602	FEED DOG 1/4				1
127	22630800	FEED DOG 9/32" (7.1MM)				1
128	22630909	FEED DOG 5/16" (7.9MM)				1
129	22631006	FEED DOG 3/8" (9.5MM)				1
130	22631303	FEED DOG 1/2" (12.7MM)				1
131	22631402	FEED DOG 5/8" (15.9MM)				1
132	22631501	FEED DOG 3/4" (19.1MM)				1
133	22631709	FEED DOG 7/8" (2.2MM)				1
134	22631808	FEED DOG 1" (25.4MM)				1
135	40033563	FEED_DOG_TYPE_F_1/8				1
136	40025784	FEED_DOG_TYPE_SA_5/32				1
137	40025785	FEED_DOG_TYPE_SA_3/16				1
138	40025786	FEED_DOG_TYPE_SA_7/32				1
139	40025787	FEED_DOG_TYPE_SA_1/4				1
140	40025788	FEED_DOG_TYPE_SA_9/32				1
141	40025789	FEED_DOG_TYPE_SA_5/16				1



TABLE OF EXCHANGING GAUGE PARTS (FOR LH-3568A)

Needle gauge size 針 幅		Needle clamp asm.(for DP 5) 針 留組(DP 5用)										Sliding plate asm. (Left) 滑り板(左組)		Sliding plate asm. (Front) 滑り板(前組)	
Code コード		Needle clamp asm. (Left) 針 留(左組)  (Option オプション)		Needle clamp asm. (Right) 針 留(右組)  (Option オプション)		Needle clamp asm. (Left) 針 留(左組)  (Hole Type 穴タイプ)		Needle clamp asm. (Right) 針 留(右組)  (Hole Type 穴タイプ)		 (Option オプション)		 (Option オプション)			
		inch	mm	No.	Part No.	No.	Part No.	No.	Part No.	No.	Part No.	No.	Part No.	No.	Part No.
B	1/8	3.2	1	400-35761	14	400-35771	27	B1402-528-BA0-A	27	B1402-528-BA0-A	51	400-51633	54	400-42874	
C	5/32	4.0	2	400-35762	15	400-35772	28	B1402-528-CA0-A	28	B1402-528-CA0-A					
D	3/16	4.8	3	B1402-528-DAL-A	16	B1402-528-DAR-A	29	B1402-528-DAL-A	40	B1402-528-DAR-A					
E	7/32	5.6	4	B1402-528-EAL	17	B1402-528-EAR	30	B1402-528-EAL	41	B1402-528-EAR					
F	1/4	6.4	5	B1402-528-FAL-A	18	B1402-528-FAR-A	31	B1402-528-FAL-A	42	B1402-528-FAR-A					
G	9/32	7.1	6	400-35765	19	400-35775	32	B1402-528-GAL	43	B1402-528-GAR					
H	5/16	7.9	7	400-35766	20	400-35776	33	B1402-528-HAL-A	44	B1402-528-HAR-A					
K	3/8	9.5	8	B1402-528-KAL-A	21	B1402-528-KAR-A	34	B1402-528-KAL-A	45	B1402-528-KAR-A					
L	1/2	12.7	9	400-35768	22	400-35778	35	B1402-528-LAL	46	B1402-528-LAR					
M	5/8	15.9	10	400-35769	23	400-35779	36	B1402-528-MAL	47	B1402-528-MAR					
N	3/4	19.1	11	400-35770	24	400-35780	37	B1402-528-NAL	48	B1402-528-NAR	52	400-45729			
P	7/8	22.2	12	400-71917	25	400-71919	38	B1402-528-PAL	49	B1402-528-PAR					
Q	1	25.4	13	400-71921	26	400-71923	39	B1402-528-QAL	50	B1402-528-QAR	53	400-45730			
Stitch spec. 縫仕様		S													
		G													

Needle gauge size 針 幅		Needle clamp asm.(for DP 1 7) 針 留組(DP 1 7用)										Throat plate 針 板		Sliding plate asm. (Left) 滑り板(左組)		Sliding plate asm. (Right) 滑り板(右組)	
Code コード		Needle clamp asm. (Left) 針 留(左組)  Option オプション		Needle clamp asm. (Right) 針 留(右組)  Option オプション		Needle clamp asm. (Left) 針 留(左組)  Option オプション		Needle clamp asm. (Right) 針 留(右組)  Option オプション									
		inch	mm	No.	Part No.	No.	Part No.	No.	Part No.	No.	Part No.	No.	Part No.	No.	Part No.		
B	1/8	3.2	55	400-35877	67	400-35878	79	B1402-526-BA0-A	79	B1402-526-BA0-A	101	226-25107	117	226-01058	120	226-00555	
C	5/32	4.0	56	400-26063	68	400-26084	80	B1402-526-CA0-A	80	B1402-526-CA0-A	102	226-25206					
D	3/16	4.8	57	400-26065	69	400-26086	81	B1402-526-DAL-A	91	B1402-526-DAR-A	103	※400-72338					
E	7/32	5.6	58	400-26067	70	400-26088	82	102-28559	92	102-28567	104	226-25305					
F	1/4	6.4	59	400-26069	71	400-26090	83	B1402-526-FAL-A	93	B1402-526-FAR-A	105	※400-95288					
G	9/32	7.1	60	400-26070	72	400-26091	84	B1402-526-GAL-A	94	B1402-526-GAR-A	106	226-25404					
H	5/16	7.9	61	400-26072	73	400-26093	85	B1402-526-HAL-A	95	B1402-526-HAR-A	107	226-25503					
K	3/8	9.5	62	400-26074	74	400-26095	86	B1402-526-KAL-A	96	B1402-526-KAR-A	108	※400-94772					
L	1/2	12.7	63	400-26076	75	400-26097	87	B1402-526-LAL-A	97	B1402-526-LAR-A	109	226-25602					
M	5/8	15.9	64	400-26078	76	400-26099	88	102-28856	98	102-28864	110	226-25701					
N	3/4	19.1	65	400-26080	77	400-26101	89	102-28955	99	102-28963	111	226-25800	118	226-01157	121	226-00654	
P	7/8	22.2	—	—	—	—	—	—	—	—	112	226-26006					
Q	1	25.4	66	400-26082	78	400-26103	90	102-29151	100	102-29169	113	226-26105	119	226-01256	122	226-00753	
											114	226-26204					
Stitch spec. 縫仕様		S															
		G															










Needle gauge size 針 幅		Feed Dog 送り歯										Presser foot asm. 押 さ え(組)				Swivel guide Presser asm. スイフ ルカ イト	
Code コード		Option オプション		Option オプション		Option オプション		Option オプション		(Tip-divided) (移動式先割れ) 2.0mm		(Tip-divided) (移動式先割れ) 2.4mm					
		No.	Part No.	No.	Part No.	No.	Part No.	No.	Part No.	No.	Part No.	No.	Part No.	No.	Part No.		
B	1/8	3.2	—	—	135	400-33563	—	—	—	—	171	400-35896	—	—	—	—	
C	5/32	4.0	123	226-30206	136	400-25784	148	B1613-512-COH	—	—	172	400-35897	184	400-71909	—	—	
D	3/16	4.8	124	226-30404	137	400-25785	149	B1613-512-DOH	160	400-25801	173	226-40353	185	228-16557	196	400-95293	
E	7/32	5.6	125	226-30503	138	400-25786	150	B1613-512-EOH	161	400-25802	174	226-40452	186	228-16656	—	—	
F	1/4	6.4	126	226-30602	139	400-25787	151	B1613-512-FOH	162	400-25803	175	226-40551	187	228-16755	197	400-94776	
G	9/32	7.1	127	226-30800	140	400-25788	152	B1613-512-GOH	163	400-25804	176	226-40759	188	228-16854	—	—	
H	5/16	7.9	128	226-30909	141	400-25789	153	B1613-512-HOH	164	400-25805	177	226-40858	189	228-16953	—	—	
K	3/8	9.5	129	226-31006	142	400-25790	154	B1613-512-KOH	165	400-25806	178	226-40957	190	228-17050	—	—	
L	1/2	12.7	130	226-31303	143	400-25792	155	B1613-512-LOH	166	400-25808	179	226-41252	191	228-17159	—	—	
M	5/8	15.9	131	226-31402	144	400-25793	156	B1613-512-MOH	167	400-25809	180	226-41351	192	400-33945	—	—	
N	3/4	19.1	132	226-31501	145	400-25794	157	B1613-512-NOH	168	400-25810	181	226-41450	193	400-33947	—	—	
P	7/8	22.2	133	226-31709	146	400-25795	158	B1613-512-POH	169	400-25811	182	226-41658	194	400-33949	—	—	
Q	1	25.4	134	226-31808	147	400-25796	159	B1613-512-QOH	170	400-25812	183	226-41757	195	400-33951	—	—	
Stitch spec. 縫仕様		S															
		G															

TABLE OF EXCHANGING GAUGE PARTS (FOR LH-3568A)

No.	Parts No.	Parts name	Remarks	Level	Cons	Qty
142	40025790	FEED_DOG_TYPE_SA_3/8				1
143	40025792	FEED_DOG_TYPE_SA_1/2				1
144	40025793	FEED_DOG_TYPE_SA_5/8				1
145	40025794	FEED_DOG_TYPE_SA_3/4				1
146	40025795	FEED_DOG_TYPE_SA_7/8				1
147	40025796	FEED_DOG_TYPE_SA_1				1
148	B1613512C0H	FEED DOG 5/32				1
149	B1613512D0H	FEED DOG 3/16				1
150	B1613512E0H	FEED DOG 7/32				1
151	B1613512F0H	FEED DOG 1/4				1
152	B1613512G0H	FEED DOG 9/32				1
153	B1613512H0H	FEED DOG 5/16				1
154	B1613512K0H	FEED DOG 3/8				1
155	B1613512L0H	FEED DOG 1/2				1
156	B1613512M0H	FEED DOG 5/8				1
157	B1613512N0H	FEED DOG 3/4				1
158	B1613512P0H	FEED DOG 7/8				1
159	B1613512Q0H	FEED DOG 1				1
160	40025801	FEED_DOG_TYPE_G_3/16				1
161	40025802	FEED_DOG_TYPE_G_7/32				1
162	40025803	FEED_DOG_TYPE_G_1/4				1
163	40025804	FEED_DOG_TYPE_G_9/32				1
164	40025805	FEED_DOG_TYPE_G_5/16				1
165	40025806	FEED_DOG_TYPE_G_3/8				1
166	40025808	FEED_DOG_TYPE_G_1/2				1
167	40025809	FEED_DOG_TYPE_G_5/8				1
168	40025810	FEED_DOG_TYPE_G_3/4				1
169	40025811	FEED_DOG_TYPE_G_7/8				1
170	40025812	FEED_DOG_TYPE_G_1				1
171	40035896	PRESSER FOOT ASM.				1
172	40035897	PRESSER FOOT ASM.				1
173	22640353	PRESSER FOOT ASM.				1
174	22640452	PRESSER FOOT ASM.				1
175	22640551	PRESSER FOOT ASM.				1
176	22640759	PRESSER FOOT ASM.				1
177	22640858	PRESSER FOOT ASM.				1
178	22640957	PRESSER FOOT ASM.				1
179	22641252	PRESSER FOOT ASM.				1
180	22641351	PRESSER FOOT ASM.				1
181	22641450	PRESSER FOOT ASM.				1
182	22641658	PRESSER FOOT ASM.				1
183	22641757	PRESSER FOOT ASM.				1
184	40071909	PRESSER_FOOT_ASM_G_5/32				1
185	22816557	TIP-DIVIDED PRESSER ASM. 3/16				1
186	22816656	TIP-DIVIDED PRESSER ASM. 7/32				1
187	22816755	PRESSER FOOT ASM. 1/4				1
188	22816854	TIP-DIVIDED PRESSER ASM. 9/32				1

TABLE OF EXCHANGING GAUGE PARTS (FOR LH-3568A)

Needle gauge size 針 幅		Needle clamp asm.(for DP 5) 針 留組(DP 5用)										Sliding plate asm. (Left) 滑り板(左組)		Sliding plate asm. (Front) 滑り板(前組)			
Code コード		Needle clamp asm. (Left) 針 留(左組) <small>(Option オプション)</small>		Needle clamp asm. (Right) 針 留(右組) <small>(Option オプション)</small>		Needle clamp asm. (Left) 針 留(左組) <small>(Hole Type 穴付)</small>		Needle clamp asm. (Right) 針 留(右組) <small>(Hole Type 穴付)</small>									
		No.	Part No.	No.	Part No.	No.	Part No.	No.	Part No.			No.	Part No.	No.	Part No.		
B	1/8	3.2	1	400-35761	14	400-35771	27	B1402-528-BA0-A	27	B1402-528-BA0-A	51	400-51633	54	400-42874			
C	5/32	4.0	2	400-35762	15	400-35772	28	B1402-528-CA0-A	28	B1402-528-CA0-A							
D	3/16	4.8	3	B1402-528-DAL-A	16	B1402-528-DAR-A	29	B1402-528-DAL-A	40	B1402-528-DAR-A							
E	7/32	5.6	4	B1402-528-EAL	17	B1402-528-EAR	30	B1402-528-EAL	41	B1402-528-EAR							
F	1/4	6.4	5	B1402-528-FAL-A	18	B1402-528-FAR-A	31	B1402-528-FAL-A	42	B1402-528-FAR-A							
G	9/32	7.1	6	400-35765	19	400-35775	32	B1402-528-GAL	43	B1402-528-GAR							
H	5/16	7.9	7	400-35766	20	400-35776	33	B1402-528-HAL-A	44	B1402-528-HAR-A							
K	3/8	9.5	8	B1402-528-KAL-A	21	B1402-528-KAR-A	34	B1402-528-KAL-A	45	B1402-528-KAR-A							
L	1/2	12.7	9	400-35768	22	400-35778	35	B1402-528-LAL	46	B1402-528-LAR							
M	5/8	15.9	10	400-35769	23	400-35779	36	B1402-528-MAL	47	B1402-528-MAR							
N	3/4	19.1	11	400-35770	24	400-35780	37	B1402-528-NAL	48	B1402-528-NAR	52	400-45729					
P	7/8	22.2	12	400-71917	25	400-71919	38	B1402-528-PAL	49	B1402-528-PAR							
Q	1	25.4	13	400-71921	26	400-71923	39	B1402-528-QAL	50	B1402-528-QAR	53	400-45730					
Stitch spec. 縫仕様	S																
	G																

Needle gauge size 針 幅		Needle clamp asm.(for DP 1 7) 針 留組(DP 1 7用)										Throat plate 針 板		Sliding plate asm. (Left) 滑り板(左組)		Sliding plate asm. (Right) 滑り板(右組)			
Code コード		Needle clamp asm. (Left) 針 留(左組) <small>(Option オプション)</small>		Needle clamp asm. (Right) 針 留(右組) <small>(Option オプション)</small>		Needle clamp asm. (Left) 針 留(左組) <small>(Option オプション)</small>		Needle clamp asm. (Right) 針 留(右組) <small>(Option オプション)</small>											
		No.	Part No.	No.	Part No.	No.	Part No.	No.	Part No.				No.	Part No.	No.	Part No.			
B	1/8	3.2	55	400-35877	67	400-35878	79	B1402-526-BA0-A	79	B1402-526-BA0-A	101	226-25107	117	226-01058	120	226-00555			
C	5/32	4.0	56	400-26063	68	400-26084	80	B1402-526-CA0-A	80	B1402-526-CA0-A	102	226-25206							
D	3/16	4.8	57	400-26065	69	400-26086	81	B1402-526-DAL-A	91	B1402-526-DAR-A	103	※400-72338							
E	7/32	5.6	58	400-26067	70	400-26088	82	102-28559	92	102-28567	104	226-25305							
F	1/4	6.4	59	400-26069	71	400-26090	83	B1402-526-FAL-A	93	B1402-526-FAR-A	105	※400-95288							
G	9/32	7.1	60	400-26070	72	400-26091	84	B1402-526-GAL-A	94	B1402-526-GAR-A	106	226-25404							
H	5/16	7.9	61	400-26072	73	400-26093	85	B1402-526-HAL-A	95	B1402-526-HAR-A	107	226-25503							
K	3/8	9.5	62	400-26074	74	400-26095	86	B1402-526-KAL-A	96	B1402-526-KAR-A	108	※400-94772							
L	1/2	12.7	63	400-26076	75	400-26097	87	B1402-526-LAL-A	97	B1402-526-LAR-A	109	226-25602							
M	5/8	15.9	64	400-26078	76	400-26099	88	102-28856	98	102-28864	110	226-25701							
N	3/4	19.1	65	400-26080	77	400-26101	89	102-28955	99	102-28963	111	226-25800	118	226-01157	121	226-00654			
P	7/8	22.2	—	—	—	—	—	—	—	—	112	226-26006							
Q	1	25.4	66	400-26082	78	400-26103	90	102-29151	100	102-29169	113	226-26105	119	226-01256	122	226-00753			
											114	226-26204							
Stitch spec. 縫仕様	S																		
	G																		




















Needle gauge size 針 幅		Feed Dog 送り歯										Presser foot asm. 押 さ え(組)				Swivel guide Presser asm. スィー ルカ イト	
Code コード		Option オプション		Option オプション		Option オプション		Option オプション		(Tip-divided) (移動式先割れ) 2.0mm		(Tip-divided) (移動式先割れ) 2.4mm					
		No.	Part No.	No.	Part No.	No.	Part No.	No.	Part No.	No.	Part No.	No.	Part No.				
B	1/8	3.2	—	—	135	400-33563	—	—	—	—	171	400-35896	—	—	—	—	
C	5/32	4.0	123	226-30206	136	400-25784	148	B1613-512-COH	—	—	172	400-35897	184	400-71909	—	—	
D	3/16	4.8	124	226-30404	137	400-25785	149	B1613-512-DOH	160	400-25801	173	226-40353	185	228-16557	196	400-95293	
E	7/32	5.6	125	226-30503	138	400-25786	150	B1613-512-EOH	161	400-25802	174	226-40452	186	228-16656	—	—	
F	1/4	6.4	126	226-30602	139	400-25787	151	B1613-512-FOH	162	400-25803	175	226-40551	187	228-16755	197	400-94776	
G	9/32	7.1	127	226-30800	140	400-25788	152	B1613-512-GOH	163	400-25804	176	226-40759	188	228-16854	—	—	
H	5/16	7.9	128	226-30909	141	400-25789	153	B1613-512-HOH	164	400-25805	177	226-40858	189	228-16953	—	—	
K	3/8	9.5	129	226-31006	142	400-25790	154	B1613-512-KOH	165	400-25806	178	226-40957	190	228-17050	—	—	
L	1/2	12.7	130	226-31303	143	400-25792	155	B1613-512-LOH	166	400-25808	179	226-41252	191	228-17159	—	—	
M	5/8	15.9	131	226-31402	144	400-25793	156	B1613-512-MOH	167	400-25809	180	226-41351	192	400-33945	—	—	
N	3/4	19.1	132	226-31501	145	400-25794	157	B1613-512-NOH	168	400-25810	181	226-41450	193	400-33947	—	—	
P	7/8	22.2	133	226-31709	146	400-25795	158	B1613-512-POH	169	400-25811	182	226-41658	194	400-33949	—	—	
Q	1	25.4	134	226-31808	147	400-25796	159	B1613-512-QOH	170	400-25812	183	226-41757	195	400-33951	—	—	
Stitch spec. 縫仕様	S																
	G																

TABLE OF EXCHANGING GAUGE PARTS (FOR LH-3568A)

No.	Parts No.	Parts name	Remarks	Level	Cons	Qty
189	22816953	TIP-DIVIDED PRESSER ASM. 5/16				1
190	22817050	PRESSER FOOT ASM. D=2.4 (3/8)				1
191	22817159	PRESSER FOOT ASM. D=2.4 (1/2)				1
192	40033945	TIP-DIVIDED_PRESSER_ASM_5/8				1
193	40033947	TIP-DIVIDED_PRESSER_ASM_3/4				1
194	40033949	TIP-DIVIDED_PRESSER_ASM_7/8				1
195	40033951	TIP-DIVIDED_PRESSER_ASM_1				1
196	40095293	ASSY_PRESSER_FOOT_G3/16				1
197	40094776	ASSY_PRESSER_FOOT_G1/4				1

TABLE OF EXCHANGING GAUGE PARTS (FOR LH-3568A-7)

Needle gauge size 針 幅			Feed Dog 送り歯						Presser foot asm. 押 さ え(組)				Swivel guide Presser asm. スワイプルガイド 押さえ(組)		Throat plate 針 板			
Code コード					Option オプション 				Option オプション 									
	inch	mm	No.	Part No.	No.	Part No.	No.	Part No.	No.	Part No.	No.	Part No.	No.	Part No.	No.	Part No.	No.	Part No.
B	1/8	3.2	1	400-61270	14	400-35890	—	—	39	400-53705	51	400-35896	—	—	—	—	78	400-35881
C	5/32	4.0	2	400-61271	15	400-25817	27	400-71911	—	—	52	400-35897	64	400-71909	—	—	79	400-25485
D	3/16	4.8	3	400-61272	16	400-25818	28	400-35891	40	400-25831	53	226-40353	65	228-16557	76	400-95293	80	400-25490
E	7/32	5.6	4	400-61273	17	400-25819	29	400-50009	41	400-25832	54	226-40452	66	228-16656	—	—	82	400-25491
F	1/4	6.4	5	400-61274	18	400-26715	30	400-35892	42	400-25833	55	226-40551	67	228-16755	77	400-94776	83	400-25492
G	9/32	7.1	6	400-61275	19	400-25820	31	400-50010	43	400-25834	56	226-40759	68	228-16854	—	—	85	400-25493
H	5/16	7.9	7	400-61276	20	400-25821	32	400-50011	44	400-25835	57	226-40858	69	228-16953	—	—	86	400-25494
K	3/8	9.5	8	400-61277	21	400-25822	33	400-35893	45	400-25836	58	226-40957	70	228-17050	—	—	87	400-25495
L	1/2	12.7	9	400-61278	22	400-25824	34	400-35894	46	400-25838	59	226-41252	71	228-17159	—	—	88	400-25498
M	5/8	15.9	10	400-61279	23	400-25825	35	400-71912	47	400-25839	60	226-41351	72	400-33945	—	—	89	400-25499
N	3/4	19.1	11	400-61280	24	400-25826	36	400-35895	48	400-25840	61	226-41450	73	400-33947	—	—	90	400-25500
P	7/8	22.2	12	400-61281	25	400-25827	37	400-71913	49	400-25841	62	226-41658	74	400-33949	—	—	91	400-25502
Q	1	25.4	13	400-61282	26	400-25828	38	400-71914	50	400-25842	63	226-41757	75	400-33951	—	—	92	400-25503
Stitch spec. 縫仕様	S G		★		★		★		★		★		★		★		★	

Needle gauge size 針 幅			Needle clamp asm.(for DP 5) 針 留組(D P 5用)						Sliding plate asm. (Left) 滑り板(左組)		Sliding plate asm. (Front) 滑り板(前組)			
Code コード			Needle clamp asm. (Left) 針 留(左組) 		Needle clamp asm. (Right) 針 留(右組) 		Needle clamp asm. (Left) 針 留(左組) 		Needle clamp asm. (Right) 針 留(右組) 					
	inch	mm	No.	Part No.	No.	Part No.	No.	Part No.	No.	Part No.	No.	Part No.	No.	Part No.
B	1/8	3.2	93	400-35761	105	400-35771	117	B1402-528-BA0-A	117	B1402-528-BA0-A	141	400-51633	144	400-42880
C	5/32	4.0	94	400-35762	106	400-35772	118	B1402-528-CA0-A	118	B1402-528-CA0-A				
D	3/16	4.8	95	B1402-528-DAL-A	107	B1402-528-DAR-A	119	B1402-528-DAL-A	130	B1402-528-DAR-A				
E	7/32	5.6	96	B1402-528-EAL	108	B1402-528-EAR	120	B1402-528-EAL	131	B1402-528-EAR				
F	1/4	6.4	97	B1402-528-FAL-A	109	B1402-528-FAR-A	121	B1402-528-FAL-A	132	B1402-528-FAR-A				
G	9/32	7.1	98	400-35765	110	400-35775	122	B1402-528-GAL	133	B1402-528-GAR				
H	5/16	7.9	99	400-35766	111	400-35776	123	B1402-528-HAL-A	134	B1402-528-HAR-A				
K	3/8	9.5	—	—	—	—	124	B1402-528-KAL-A	135	B1402-528-KAR-A				
L	1/2	12.7	100	400-35768	112	400-35778	125	B1402-528-LAL	136	B1402-528-LAR				
M	5/8	15.9	101	400-35769	113	400-35779	126	B1402-528-MAL	137	B1402-528-MAR				
N	3/4	19.1	102	400-35770	114	400-35780	127	B1402-528-NAL	138	B1402-528-NAR				
P	7/8	22.2	103	400-71917	115	400-71919	128	B1402-528-PAL	139	B1402-528-PAR				
Q	1	25.4	104	400-71921	116	400-71923	129	B1402-528-QAL	140	B1402-528-QAR				
Stitch spec. 縫仕様	S G		Spec.common 仕様 共通		Spec.common 仕様 共通		Spec.common 仕様 共通		Spec.common 仕様 共通		Spec.common 仕様 共通		Spec.common 仕様 共通	
























Needle gauge size 針 幅			Needle clamp asm.(for DP 1 7) 針 留組(D P 1 7用)						Sliding plate asm. (Left) 滑り板(左組)		Sliding plate asm. (Right) 滑り板(右組)			
Code コード			Needle clamp asm. (Left) 針留(左組) 		Needle clamp asm. (Right) 針留(右組) 		Needle clamp asm. (Left) 針 留(左組) 		Needle clamp asm. (Right) 針 留(右組) 					
	inch	mm	No.	Part No.	No.	Part No.	No.	Part No.	No.	Part No.	No.	Part No.	No.	Part No.
B	1/8	3.2	145	400-35877	157	400-35878	169	B1402-526-BA0-A	169	B1402-526-BA0-A	191	400-25247	194	400-25235
C	5/32	4.0	146	400-26063	158	400-26084	170	B1402-526-CA0-A	170	B1402-526-CA0-A				
D	3/16	4.8	147	400-26065	159	400-26086	171	B1402-526-DAL-A	181	B1402-526-DAR-A				
E	7/32	5.6	148	400-26067	160	400-26088	172	102-28559	182	102-28567				
F	1/4	6.4	149	400-26069	161	400-26090	173	B1402-526-FAL-A	183	B1402-526-FAR-A				
G	9/32	7.1	150	400-26070	162	400-26091	174	B1402-526-GAL-A	184	B1402-526-GAR-A				
H	5/16	7.9	151	400-26072	163	400-26093	175	B1402-526-HAL-A	185	B1402-526-HAR-A				
K	3/8	9.5	152	400-26074	164	400-26095	176	B1402-526-KAL-A	186	B1402-526-KAR-A				
L	1/2	12.7	153	400-26076	165	400-26097	177	B1402-526-LAL-A	187	B1402-526-LAR-A				
M	5/8	15.9	154	400-26078	166	400-26099	178	102-28856	188	102-28864				
N	3/4	19.1	155	400-26080	167	400-26101	179	102-28955	189	102-28963				
P	7/8	22.2	—	—	—	—	—	—	—					
Q	1	25.4	156	400-26082	168	400-26103	180	102-29151	190	102-29169				
Stitch spec. 縫仕様	S G		Spec.common 仕様 共通		Spec.common 仕様 共通		Spec.common 仕様 共通		Spec.common 仕様 共通		Spec.common 仕様 共通		Spec.common 仕様 共通	

TABLE OF EXCHANGING GAUGE PARTS (FOR LH-3568A-7)

No.	Parts No.	Parts name	Remarks	Level	Cons	Qty
1	40061270	FEED_DOG_TYPE-S 1/8				1
2	40061271	FEED_DOG_TYPE-S 5/32				1
3	40061272	FEED_DOG_TYPE-S 3/16				1
4	40061273	FEED_DOG_TYPE-S 7/32				1
5	40061274	FEED_DOG_TYPE-S 1/4				1
6	40061275	FEED_DOG_TYPE-S 9/32				1
7	40061276	FEED_DOG_TYPE-S 5/16				1
8	40061277	FEED_DOG_TYPE-S 3/8				1
9	40061278	FEED_DOG_TYPE-S 1/2				1
10	40061279	FEED_DOG_TYPE-S 5/8				1
11	40061280	FEED_DOG_TYPE-S 3/4				1
12	40061281	FEED_DOG_TYPE-S 7/8				1
13	40061282	FEED_DOG_TYPE-S 1				1
14	40035890	FEED_DOG_TYPE-S 1/8				1
15	40025817	FEED_DOG_TYPE-S 5/32				1
16	40025818	FEED_DOG_TYPE-S 3/16				1
17	40025819	FEED_DOG_TYPE-S 7/32				1
18	40026715	FEED_DOG_TYPE-S 1/4				1
19	40025820	FEED_DOG_TYPE-S 9/32				1
20	40025821	FEED_DOG_TYPE-S 5/16				1
21	40025822	FEED_DOG_TYPE-S 3/8				1
22	40025824	FEED_DOG_TYPE-S 1/2				1
23	40025825	FEED_DOG_TYPE-S 5/8				1
24	40025826	FEED_DOG_TYPE-S 3/4				1
25	40025827	FEED_DOG_TYPE-S 7/8				1
26	40025828	FEED_DOG_TYPE-S 1				1
27	40071911	FEED_DOG_7G_5/32				1
28	40035891	FEED_DOG_TYPE_7G_3/16				1
29	40050009	FEED_DOG_TYPE_7G_7/32				1
30	40035892	FEED_DOG_TYPE_7G_1/4				1
31	40050010	FEED_DOG_TYPE_7G_9/32				1
32	40050011	FEED_DOG_TYPE_7G_5/16				1
33	40035893	FEED_DOG_TYPE_7G_3/8				1
34	40035894	FEED_DOG_TYPE_7G_1/2				1
35	40071912	FEED_DOG_7G_5/8				1
36	40035895	FEED_DOG_TYPE_7G_3/4				1
37	40071913	FEED_DOG_7G_7/8				1
38	40071914	FEED_DOG_7G_1				1
39	40053705	FEED_DOG_TYPE_7G_1/8				1
40	40025831	FEED_DOG_TYPE_7G_3/16				1
41	40025832	FEED_DOG_TYPE_7G_7/32				1
42	40025833	FEED_DOG_TYPE_7G_1/4				1
43	40025834	FEED_DOG_TYPE_7G_9/32				1
44	40025835	FEED_DOG_TYPE_7G_5/16				1
45	40025836	FEED_DOG_TYPE_7G_3/8				1
46	40025838	FEED_DOG_TYPE_7G_1/2				1
47	40025839	FEED_DOG_TYPE_7G_5/8				1

TABLE OF EXCHANGING GAUGE PARTS (FOR LH-3568A-7)

Needle gauge size 針 幅			Feed Dog 送り歯						Presser foot asm. 押 さ え(組)				Swivel guide Presser asm. スワイプルガイド 押さえ(組)		Throat plate 針 板			
Code コード					Option オプション 				Option オプション 									
	inch	mm	No.	Part No.	No.	Part No.	No.	Part No.	No.	Part No.	No.	Part No.	No.	Part No.	No.	Part No.	No.	Part No.
B	1/8	3.2	1	400-61270	14	400-35890	—	—	39	400-53705	51	400-35896	—	—	—	—	78	400-35881
C	5/32	4.0	2	400-61271	15	400-25817	27	400-71911	—	—	52	400-35897	64	400-71909	—	—	79	400-25485
D	3/16	4.8	3	400-61272	16	400-25818	28	400-35891	40	400-25831	53	226-40353	65	228-16557	76	400-95293	80	400-25490
E	7/32	5.6	4	400-61273	17	400-25819	29	400-50009	41	400-25832	54	226-40452	66	228-16656	—	—	82	400-25491
F	1/4	6.4	5	400-61274	18	400-26715	30	400-35892	42	400-25833	55	226-40551	67	228-16755	77	400-94776	83	400-25492
G	9/32	7.1	6	400-61275	19	400-25820	31	400-50010	43	400-25834	56	226-40759	68	228-16854	—	—	85	400-25493
H	5/16	7.9	7	400-61276	20	400-25821	32	400-50011	44	400-25835	57	226-40858	69	228-16953	—	—	86	400-25494
K	3/8	9.5	8	400-61277	21	400-25822	33	400-35893	45	400-25836	58	226-40957	70	228-17050	—	—	87	400-25495
L	1/2	12.7	9	400-61278	22	400-25824	34	400-35894	46	400-25838	59	226-41252	71	228-17159	—	—	88	400-25498
M	5/8	15.9	10	400-61279	23	400-25825	35	400-71912	47	400-25839	60	226-41351	72	400-33945	—	—	89	400-25499
N	3/4	19.1	11	400-61280	24	400-25826	36	400-35895	48	400-25840	61	226-41450	73	400-33947	—	—	90	400-25500
P	7/8	22.2	12	400-61281	25	400-25827	37	400-71913	49	400-25841	62	226-41658	74	400-33949	—	—	91	400-25502
Q	1	25.4	13	400-61282	26	400-25828	38	400-71914	50	400-25842	63	226-41757	75	400-33951	—	—	92	400-25503
Stitch spec. 縫仕様	S	G	★	★	★	★	★	★	★	★	★	★	★	★	★	★	★	★

Needle gauge size 針 幅			Needle clamp asm.(for DP 5) 針 留組(D P 5用)								Sliding plate asm. (Left) 滑り板(左組)		Sliding plate asm. (Front) 滑り板(前組)	
Code コード			Needle clamp asm. (Left) 針 留(左組) 		Needle clamp asm. (Right) 針 留(右組) 		Needle clamp asm. (Left) 針 留(左組) 		Needle clamp asm. (Right) 針 留(右組) 					
	inch	mm	No.	Part No.	No.	Part No.	No.	Part No.	No.	Part No.	No.	Part No.	No.	Part No.
B	1/8	3.2	93	400-35761	105	400-35771	117	B1402-528-BA0-A	117	B1402-528-BA0-A	—	—	—	—
C	5/32	4.0	94	400-35762	106	400-35772	118	B1402-528-CA0-A	118	B1402-528-CA0-A	—	—	—	—
D	3/16	4.8	95	B1402-528-DAL-A	107	B1402-528-DAR-A	119	B1402-528-DAL-A	130	B1402-528-DAR-A	141	400-51633	—	—
E	7/32	5.6	96	B1402-528-EAL	108	B1402-528-EAR	120	B1402-528-EAL	131	B1402-528-EAR	—	—	—	—
F	1/4	6.4	97	B1402-528-FAL-A	109	B1402-528-FAR-A	121	B1402-528-FAL-A	132	B1402-528-FAR-A	—	—	—	—
G	9/32	7.1	98	400-35765	110	400-35775	122	B1402-528-GAL	133	B1402-528-GAR	—	—	—	—
H	5/16	7.9	99	400-35766	111	400-35776	123	B1402-528-HAL-A	134	B1402-528-HAR-A	144	400-42880	—	—
K	3/8	9.5	—	—	—	—	124	B1402-528-KAL-A	135	B1402-528-KAR-A	—	—	—	—
L	1/2	12.7	100	400-35768	112	400-35778	125	B1402-528-LAL	136	B1402-528-LAR	—	—	—	—
M	5/8	15.9	101	400-35769	113	400-35779	126	B1402-528-MAL	137	B1402-528-MAR	142	400-45729	—	—
N	3/4	19.1	102	400-35770	114	400-35780	127	B1402-528-NAL	138	B1402-528-NAR	—	—	—	—
P	7/8	22.2	103	400-71917	115	400-71919	128	B1402-528-PAL	139	B1402-528-PAR	143	400-45730	—	—
Q	1	25.4	104	400-71921	116	400-71923	129	B1402-528-QAL	140	B1402-528-QAR	—	—	—	—
Stitch spec. 縫仕様	S	G	Spec.common 仕様 共通		Spec.common 仕様 共通		Spec.common 仕様 共通		Spec.common 仕様 共通		Spec.common 仕様 共通		Spec.common 仕様 共通	

















Needle gauge size 針 幅			Needle clamp asm.(for DP 1 7) 針 留組(D P 1 7用)								Sliding plate asm. (Left) 滑り板(左組)		Sliding plate asm. (Right) 滑り板(右組)	
Code コード			Needle clamp asm. (Left) 針留(左組) 		Needle clamp asm. (Right) 針留(右組) 		Needle clamp asm. (Left) 針 留(左組) 		Needle clamp asm. (Right) 針 留(右組) 					
	inch	mm	No.	Part No.	No.	Part No.	No.	Part No.	No.	Part No.	No.	Part No.	No.	Part No.
B	1/8	3.2	145	400-35877	157	400-35878	169	B1402-526-BA0-A	169	B1402-526-BA0-A	—	—	—	—
C	5/32	4.0	146	400-26063	158	400-26084	170	B1402-526-CA0-A	170	B1402-526-CA0-A	—	—	—	—
D	3/16	4.8	147	400-26065	159	400-26086	171	B1402-526-DAL-A	181	B1402-526-DAR-A	191	400-25247	194	400-25235
E	7/32	5.6	148	400-26067	160	400-26088	172	102-28559	182	102-28567	—	—	—	—
F	1/4	6.4	149	400-26069	161	400-26090	173	B1402-526-FAL-A	183	B1402-526-FAR-A	—	—	—	—
G	9/32	7.1	150	400-26070	162	400-26091	174	B1402-526-GAL-A	184	B1402-526-GAR-A	—	—	—	—
H	5/16	7.9	151	400-26072	163	400-26093	175	B1402-526-HAL-A	185	B1402-526-HAR-A	—	—	—	—
K	3/8	9.5	152	400-26074	164	400-26095	176	B1402-526-KAL-A	186	B1402-526-KAR-A	—	—	—	—
L	1/2	12.7	153	400-26076	165	400-26097	177	B1402-526-LAL-A	187	B1402-526-LAR-A	—	—	—	—
M	5/8	15.9	154	400-26078	166	400-26099	178	102-28856	188	102-28864	192	400-25248	195	400-25236
N	3/4	19.1	155	400-26080	167	400-26101	179	102-28955	189	102-28963	—	—	—	—
P	7/8	22.2	—	—	—	—	—	—	—	—	—	—	—	—
Q	1	25.4	156	400-26082	168	400-26103	180	102-29151	190	102-29169	193	400-25249	196	400-25239
Stitch spec. 縫仕様	S	G	Spec.common 仕様 共通		Spec.common 仕様 共通		Spec.common 仕様 共通		Spec.common 仕様 共通		Spec.common 仕様 共通		Spec.common 仕様 共通	








TABLE OF EXCHANGING GAUGE PARTS (FOR LH-3568A-7)

No.	Parts No.	Parts name	Remarks	Level	Cons	Qty
48	40025840	FEED_DOG_TYPE_7G_3/4				1
49	40025841	FEED_DOG_TYPE_7G_7/8				1
50	40025842	FEED_DOG_TYPE_7G_1				1
51	40035896	PRESSER FOOT ASM.				1
52	40035897	PRESSER FOOT ASM.				1
53	22640353	PRESSER FOOT ASM.				1
54	22640452	PRESSER FOOT ASM.				1
55	22640551	PRESSER FOOT ASM.				1
56	22640759	PRESSER FOOT ASM.				1
57	22640858	PRESSER FOOT ASM.				1
58	22640957	PRESSER FOOT ASM.				1
59	22641252	PRESSER FOOT ASM.				1
60	22641351	PRESSER FOOT ASM.				1
61	22641450	PRESSER FOOT ASM.				1
62	22641658	PRESSER FOOT ASM.				1
63	22641757	PRESSER FOOT ASM.				1
64	40071909	PRESSER_FOOT_ASM_G_5/32				1
65	22816557	TIP-DIVIDED PRESSER ASM. 3/16				1
66	22816656	TIP-DIVIDED PRESSER ASM. 7/32				1
67	22816755	PRESSER FOOT ASM. 1/4				1
68	22816854	TIP-DIVIDED PRESSER ASM. 9/32				1
69	22816953	TIP-DIVIDED PRESSER ASM. 5/16				1
70	22817050	PRESSER FOOT ASM. D=2.4 (3/8)				1
71	22817159	PRESSER FOOT ASM. D=2.4 (1/2)				1
72	40033945	TIP-DIVIDED_PRESSER_ASM_5/8				1
73	40033947	TIP-DIVIDED_PRESSER_ASM_3/4				1
74	40033949	TIP-DIVIDED_PRESSER_ASM_7/8				1
75	40033951	TIP-DIVIDED_PRESSER_ASM_1				1
76	40095293	ASSY_PRESSER_FOOT_G3/16				1
77	40094776	ASSY_PRESSER_FOOT_G1/4				1
78	40035881	THROAT_PLATE_TRIM_1/8				1
79	40025485	THROAT_PLATE_TRIM 5/32				1
80	40025490	THROAT_PLATE_TRIM-3/16				1
81	40095289	THROAT_PLATE_TRIM 3/16				1
82	40025491	THROAT_PLATE_TRIM-7/32				1
83	40025492	THROAT_PLATE_TRIM-1/4				1
84	40094773	THROAT_PLATE_TRIM 1/4				1
85	40025493	THROAT_PLATE_TRIM-9/32				1
86	40025494	THROAT_PLATE_TRIM-5/16				1
87	40025495	THROAT_PLATE_TRIM-3/8				1
88	40025498	THROAT_PLATE_TRIM-1/2				1
89	40025499	THROAT_PLATE_TRIM-5/8				1
90	40025500	THROAT_PLATE_TRIM-3/4				1
91	40025502	THROAT_PLATE_TRIM-7/8				1
92	40025503	THROAT_PLATE_TRIM-1				1
93	40035761	ASSY_NEEDLE_CLAMP_L(1/8)				1
94	40035762	ASSY_NEEDLE_CLAMP_L(5/32)				1



TABLE OF EXCHANGING GAUGE PARTS (FOR LH-3568A-7)

Needle gauge size 針 幅			Feed Dog 送り歯						Presser foot asm. 押 さ え(組)				Swivel guide Presser asm. スワイプルガイド 押さえ(組)		Throat plate 針 板			
Code コード					Option オプション 				Option オプション 									
	inch	mm	No.	Part No.	No.	Part No.	No.	Part No.	No.	Part No.	No.	Part No.	No.	Part No.	No.	Part No.	No.	Part No.
B	1/8	3.2	1	400-61270	14	400-35890	—	—	39	400-53705	51	400-35896	—	—	—	—	78	400-35881
C	5/32	4.0	2	400-61271	15	400-25817	27	400-71911	—	—	52	400-35897	64	400-71909	—	—	79	400-25485
D	3/16	4.8	3	400-61272	16	400-25818	28	400-35891	40	400-25831	53	226-40353	65	228-16557	76	400-95293	80	400-25490
E	7/32	5.6	4	400-61273	17	400-25819	29	400-50009	41	400-25832	54	226-40452	66	228-16656	—	—	82	400-25491
F	1/4	6.4	5	400-61274	18	400-26715	30	400-35892	42	400-25833	55	226-40551	67	228-16755	77	400-94776	83	400-25492
G	9/32	7.1	6	400-61275	19	400-25820	31	400-50010	43	400-25834	56	226-40759	68	228-16854	—	—	85	400-25493
H	5/16	7.9	7	400-61276	20	400-25821	32	400-50011	44	400-25835	57	226-40858	69	228-16953	—	—	86	400-25494
K	3/8	9.5	8	400-61277	21	400-25822	33	400-35893	45	400-25836	58	226-40957	70	228-17050	—	—	87	400-25495
L	1/2	12.7	9	400-61278	22	400-25824	34	400-35894	46	400-25838	59	226-41252	71	228-17159	—	—	88	400-25498
M	5/8	15.9	10	400-61279	23	400-25825	35	400-71912	47	400-25839	60	226-41351	72	400-33945	—	—	89	400-25499
N	3/4	19.1	11	400-61280	24	400-25826	36	400-35895	48	400-25840	61	226-41450	73	400-33947	—	—	90	400-25500
P	7/8	22.2	12	400-61281	25	400-25827	37	400-71913	49	400-25841	62	226-41658	74	400-33949	—	—	91	400-25502
Q	1	25.4	13	400-61282	26	400-25828	38	400-71914	50	400-25842	63	226-41757	75	400-33951	—	—	92	400-25503
Stitch spec. 縫仕様	S G		★		★		★		★		★		★		★		★	

Needle gauge size 針 幅			Needle clamp asm.(for DP 5) 針 留組(D P 5用)								Sliding plate asm. (Left) 滑り板(左組)		Sliding plate asm. (Front) 滑り板(前組)	
Code コード			Needle clamp asm. (Left) 針 留(左組) 		Needle clamp asm. (Right) 針 留(右組) 		Needle clamp asm. (Left) 針 留(左組) 		Needle clamp asm. (Right) 針 留(右組) 					
	inch	mm	No.	Part No.	No.	Part No.	No.	Part No.	No.	Part No.	No.	Part No.	No.	Part No.
B	1/8	3.2	93	400-35761	105	400-35771	117	B1402-528-BA0-A	117	B1402-528-BA0-A	141		400-51633	
C	5/32	4.0	94	400-35762	106	400-35772	118	B1402-528-CA0-A	118	B1402-528-CA0-A				
D	3/16	4.8	95	B1402-528-DAL-A	107	B1402-528-DAR-A	119	B1402-528-DAL-A	130	B1402-528-DAR-A				
E	7/32	5.6	96	B1402-528-EAL	108	B1402-528-EAR	120	B1402-528-EAL	131	B1402-528-EAR				
F	1/4	6.4	97	B1402-528-FAL-A	109	B1402-528-FAR-A	121	B1402-528-FAL-A	132	B1402-528-FAR-A				
G	9/32	7.1	98	400-35765	110	400-35775	122	B1402-528-GAL	133	B1402-528-GAR				
H	5/16	7.9	99	400-35766	111	400-35776	123	B1402-528-HAL-A	134	B1402-528-HAR-A				
K	3/8	9.5	—	—	—	—	124	B1402-528-KAL-A	135	B1402-528-KAR-A				
L	1/2	12.7	100	400-35768	112	400-35778	125	B1402-528-LAL	136	B1402-528-LAR				
M	5/8	15.9	101	400-35769	113	400-35779	126	B1402-528-MAL	137	B1402-528-MAR				
N	3/4	19.1	102	400-35770	114	400-35780	127	B1402-528-NAL	138	B1402-528-NAR				
P	7/8	22.2	103	400-71917	115	400-71919	128	B1402-528-PAL	139	B1402-528-PAR	143		400-45730	
Q	1	25.4	104	400-71921	116	400-71923	129	B1402-528-QAL	140	B1402-528-QAR				
Stitch spec. 縫仕様	S G		Spec.common 仕様 共通		Spec.common 仕様 共通		Spec.common 仕様 共通		Spec.common 仕様 共通		Spec.common 仕様 共通		Spec.common 仕様 共通	
























Needle gauge size 針 幅			Needle clamp asm.(for DP 1 7) 針 留組(D P 1 7用)								Sliding plate asm. (Left) 滑り板(左組)		Sliding plate asm. (Right) 滑り板(右組)	
Code コード			Needle clamp asm. (Left) 針留(左組) 		Needle clamp asm. (Right) 針留(右組) 		Needle clamp asm. (Left) 針 留(左組) 		Needle clamp asm. (Right) 針 留(右組) 					
	inch	mm	No.	Part No.	No.	Part No.	No.	Part No.	No.	Part No.	No.	Part No.	No.	Part No.
B	1/8	3.2	145	400-35877	157	400-35878	169	B1402-526-BA0-A	169	B1402-526-BA0-A	191		400-25247	
C	5/32	4.0	146	400-26063	158	400-26084	170	B1402-526-CA0-A	170	B1402-526-CA0-A				
D	3/16	4.8	147	400-26065	159	400-26086	171	B1402-526-DAL-A	181	B1402-526-DAR-A				
E	7/32	5.6	148	400-26067	160	400-26088	172	102-28559	182	102-28567				
F	1/4	6.4	149	400-26069	161	400-26090	173	B1402-526-FAL-A	183	B1402-526-FAR-A				
G	9/32	7.1	150	400-26070	162	400-26091	174	B1402-526-GAL-A	184	B1402-526-GAR-A				
H	5/16	7.9	151	400-26072	163	400-26093	175	B1402-526-HAL-A	185	B1402-526-HAR-A				
K	3/8	9.5	152	400-26074	164	400-26095	176	B1402-526-KAL-A	186	B1402-526-KAR-A				
L	1/2	12.7	153	400-26076	165	400-26097	177	B1402-526-LAL-A	187	B1402-526-LAR-A				
M	5/8	15.9	154	400-26078	166	400-26099	178	102-28856	188	102-28864				
N	3/4	19.1	155	400-26080	167	400-26101	179	102-28955	189	102-28963				
P	7/8	22.2	—	—	—	—	—	—	—	193		400-25249		
Q	1	25.4	156	400-26082	168	400-26103	180	102-29151	190					102-29169
Stitch spec. 縫仕様	S G		Spec.common 仕様 共通		Spec.common 仕様 共通		Spec.common 仕様 共通		Spec.common 仕様 共通		Spec.common 仕様 共通		Spec.common 仕様 共通	

TABLE OF EXCHANGING GAUGE PARTS (FOR LH-3568A-7)

No.	Parts No.	Parts name	Remarks	Level	Cons	Qty
95	B1402528DALA	NEEDLE CLAMP ASM. LEFT				1
96	B1402528EAL	NEEDLE CLAMP ASM. 7/32				1
97	B1402528FALA	NEEDLE CLAMP ASM. 1/4				1
98	40035765	ASSY_NEEDLE_CLAMP_L(9/32)				1
99	40035766	ASSY_NEEDLE_CLAMP_L(5/16)				1
100	40035768	ASSY_NEEDLE_CLAMP_L(1/2)				1
101	40035769	ASSY_NEEDLE_CLAMP_L(5/8)				1
102	40035770	ASSY_NEEDLE_CLAMP_L(3/4)				1
103	40071917	ASSY_NEEDLE_CLAMP_L_7/8				1
104	40071921	ASSY_NEEDLE_CLAMP_L_1				1
105	40035771	ASSY_NEEDLE_CLAMP_R(1/8)				1
106	40035772	ASSY_NEEDLE_CLAMP_R(5/32)				1
107	B1402528DARA	NEEDLE CLAMP ASM. RIGHT				1
108	B1402528EAR	NEEDLE CLAMP ASM. 7/32				1
109	B1402528FARA	NEEDLE CLAMP ASM. 1/4				1
110	40035775	ASSY_NEEDLE_CLAMP_R(9/32)				1
111	40035776	ASSY_NEEDLE_CLAMP_R(5/16)				1
112	40035778	ASSY_NEEDLE_CLAMP_R(1/2)				1
113	40035779	ASSY_NEEDLE_CLAMP_R(5/8)				1
114	40035780	ASSY_NEEDLE_CLAMP_R(3/4)				1
115	40071919	ASSY_NEEDLE_CLAMP_R_7/8				1
116	40071923	ASSY_NEEDLE_CLAMP_R_1				1
117	B1402528BA0A	NEEDLE CLAMP ASM. 1/8				1
118	B1402528CA0A	NEEDLE CLAMP ASM. 5/32				1
119	B1402528DALA	NEEDLE CLAMP ASM. LEFT				1
120	B1402528EAL	NEEDLE CLAMP ASM. 7/32				1
121	B1402528FALA	NEEDLE CLAMP ASM. 1/4				1
122	B1402528GAL	NEEDLE CLAMP ASM., LEFT				1
123	B1402528HALA	NEEDLE CLAMP ASM. 5/16				1
124	B1402528KALA	NEEDLE CLAMP ASM. 3/8				1
125	B1402528LAL	NEEDLE CLAMP ASM., LEFT 1/2				1
126	B1402528MAL	NEEDLE CLAMP ASM., LEFT 5/8				1
127	B1402528NAL	NEEDLE CLAMP ASM., LEFT 3/4				1
128	B1402528PAL	NEEDLE CLAMP ASM. LEFT 7/8				1
129	B1402528QAL	NEEDLE CLAMP ASM., LEFT 1				1
130	B1402528DARA	NEEDLE CLAMP ASM. RIGHT				1
131	B1402528EAR	NEEDLE CLAMP ASM. 7/32				1
132	B1402528FARA	NEEDLE CLAMP ASM. 1/4				1
133	B1402528GAR	NEEDLE CLAMP ASM., RIGHT				1
134	B1402528HARA	NEEDLE CLAMP ASM. 5/16				1
135	B1402528KARA	NEEDLE CLAMP ASM. 3/8				1
136	B1402528LAR	NEEDLE CLAMP ASM., RIGHT 1/2				1
137	B1402528MAR	NEEDLE CLAMP ASM., RIGHT 5/8				1
138	B1402528NAR	NEEDLE CLAMP ASM., RIGHT 3/4				1
139	B1402528PAR	NEEDLE CLAMP ASM. RIGHT 7/8				1
140	B1402528QAR	NEEDLE CLAMP ASM., RIGHT 1				1
141	40051633	ASSY_SLIDE_PLATE_L				1

TABLE OF EXCHANGING GAUGE PARTS (FOR LH-3568A-7)

Needle gauge size 針 幅			Feed Dog 送り歯						Presser foot asm. 押 さ え(組)				Swivel guide Presser asm. スワイプルガイド 押さえ(組)		Throat plate 針 板			
Code コード					Option オプション 				Option オプション 									
	inch	mm	No.	Part No.	No.	Part No.	No.	Part No.	No.	Part No.	No.	Part No.	No.	Part No.	No.	Part No.	No.	Part No.
B	1/8	3.2	1	400-61270	14	400-35890	—	—	39	400-53705	51	400-35896	—	—	—	—	78	400-35881
C	5/32	4.0	2	400-61271	15	400-25817	27	400-71911	—	—	52	400-35897	64	400-71909	—	—	79	400-25485
D	3/16	4.8	3	400-61272	16	400-25818	28	400-35891	40	400-25831	53	226-40353	65	228-16557	76	400-95293	80	400-25490
E	7/32	5.6	4	400-61273	17	400-25819	29	400-50009	41	400-25832	54	226-40452	66	228-16656	—	—	82	400-25491
F	1/4	6.4	5	400-61274	18	400-26715	30	400-35892	42	400-25833	55	226-40551	67	228-16755	77	400-94776	83	400-25492
G	9/32	7.1	6	400-61275	19	400-25820	31	400-50010	43	400-25834	56	226-40759	68	228-16854	—	—	85	400-25493
H	5/16	7.9	7	400-61276	20	400-25821	32	400-50011	44	400-25835	57	226-40858	69	228-16953	—	—	86	400-25494
K	3/8	9.5	8	400-61277	21	400-25822	33	400-35893	45	400-25836	58	226-40957	70	228-17050	—	—	87	400-25495
L	1/2	12.7	9	400-61278	22	400-25824	34	400-35894	46	400-25838	59	226-41252	71	228-17159	—	—	88	400-25498
M	5/8	15.9	10	400-61279	23	400-25825	35	400-71912	47	400-25839	60	226-41351	72	400-33945	—	—	89	400-25499
N	3/4	19.1	11	400-61280	24	400-25826	36	400-35895	48	400-25840	61	226-41450	73	400-33947	—	—	90	400-25500
P	7/8	22.2	12	400-61281	25	400-25827	37	400-71913	49	400-25841	62	226-41658	74	400-33949	—	—	91	400-25502
Q	1	25.4	13	400-61282	26	400-25828	38	400-71914	50	400-25842	63	226-41757	75	400-33951	—	—	92	400-25503
Stitch spec. 縫仕様	S G		★		★		★		★		★		★		★		★	

Needle gauge size 針 幅			Needle clamp asm.(for DP 5) 針 留組(D P 5用)								Sliding plate asm. (Left) 滑り板(左組)		Sliding plate asm. (Front) 滑り板(前組)	
Code コード			Needle clamp asm. (Left) 針 留(左組) 		Needle clamp asm. (Right) 針 留(右組) 		Needle clamp asm. (Left) 針 留(左組) 		Needle clamp asm. (Right) 針 留(右組) 					
	inch	mm	No.	Part No.	No.	Part No.	No.	Part No.	No.	Part No.	No.	Part No.	No.	Part No.
B	1/8	3.2	93	400-35761	105	400-35771	117	B1402-528-BA0-A	117	B1402-528-BA0-A	141		400-51633	
C	5/32	4.0	94	400-35762	106	400-35772	118	B1402-528-CA0-A	118	B1402-528-CA0-A				
D	3/16	4.8	95	B1402-528-DAL-A	107	B1402-528-DAR-A	119	B1402-528-DAL-A	130	B1402-528-DAR-A				
E	7/32	5.6	96	B1402-528-EAL	108	B1402-528-EAR	120	B1402-528-EAL	131	B1402-528-EAR				
F	1/4	6.4	97	B1402-528-FAL-A	109	B1402-528-FAR-A	121	B1402-528-FAL-A	132	B1402-528-FAR-A				
G	9/32	7.1	98	400-35765	110	400-35775	122	B1402-528-GAL	133	B1402-528-GAR				
H	5/16	7.9	99	400-35766	111	400-35776	123	B1402-528-HAL-A	134	B1402-528-HAR-A				
K	3/8	9.5	—	—	—	—	124	B1402-528-KAL-A	135	B1402-528-KAR-A				
L	1/2	12.7	100	400-35768	112	400-35778	125	B1402-528-LAL	136	B1402-528-LAR				
M	5/8	15.9	101	400-35769	113	400-35779	126	B1402-528-MAL	137	B1402-528-MAR				
N	3/4	19.1	102	400-35770	114	400-35780	127	B1402-528-NAL	138	B1402-528-NAR				
P	7/8	22.2	103	400-71917	115	400-71919	128	B1402-528-PAL	139	B1402-528-PAR	143		400-45730	
Q	1	25.4	104	400-71921	116	400-71923	129	B1402-528-QAL	140	B1402-528-QAR				
Stitch spec. 縫仕様	S G		Spec.common 仕様 共通		Spec.common 仕様 共通		Spec.common 仕様 共通		Spec.common 仕様 共通		Spec.common 仕様 共通		Spec.common 仕様 共通	
























Needle gauge size 針 幅			Needle clamp asm.(for DP 1 7) 針 留組(D P 1 7用)								Sliding plate asm. (Left) 滑り板(左組)		Sliding plate asm. (Right) 滑り板(右組)	
Code コード			Needle clamp asm. (Left) 針留(左組) 		Needle clamp asm. (Right) 針留(右組) 		Needle clamp asm. (Left) 針留(左組) 		Needle clamp asm. (Right) 針留(右組) 					
	inch	mm	No.	Part No.	No.	Part No.	No.	Part No.	No.	Part No.	No.	Part No.	No.	Part No.
B	1/8	3.2	145	400-35877	157	400-35878	169	B1402-526-BA0-A	169	B1402-526-BA0-A	191		400-25247	
C	5/32	4.0	146	400-26063	158	400-26084	170	B1402-526-CA0-A	170	B1402-526-CA0-A				
D	3/16	4.8	147	400-26065	159	400-26086	171	B1402-526-DAL-A	181	B1402-526-DAR-A				
E	7/32	5.6	148	400-26067	160	400-26088	172	102-28559	182	102-28567				
F	1/4	6.4	149	400-26069	161	400-26090	173	B1402-526-FAL-A	183	B1402-526-FAR-A				
G	9/32	7.1	150	400-26070	162	400-26091	174	B1402-526-GAL-A	184	B1402-526-GAR-A				
H	5/16	7.9	151	400-26072	163	400-26093	175	B1402-526-HAL-A	185	B1402-526-HAR-A				
K	3/8	9.5	152	400-26074	164	400-26095	176	B1402-526-KAL-A	186	B1402-526-KAR-A				
L	1/2	12.7	153	400-26076	165	400-26097	177	B1402-526-LAL-A	187	B1402-526-LAR-A				
M	5/8	15.9	154	400-26078	166	400-26099	178	102-28856	188	102-28864				
N	3/4	19.1	155	400-26080	167	400-26101	179	102-28955	189	102-28963				
P	7/8	22.2	—	—	—	—	—	—	—	193		400-25249		
Q	1	25.4	156	400-26082	168	400-26103	180	102-29151	190					102-29169
Stitch spec. 縫仕様	S G		Spec.common 仕様 共通		Spec.common 仕様 共通		Spec.common 仕様 共通		Spec.common 仕様 共通		Spec.common 仕様 共通		Spec.common 仕様 共通	

TABLE OF EXCHANGING GAUGE PARTS (FOR LH-3568A-7)

No.	Parts No.	Parts name	Remarks	Level	Cons	Qty
142	40045729	ASSY_SIDE_PLATE-L-B				1
143	40045730	ASSY_SIDE_PLATE-L-C				1
144	40042880	ASSY_SLIDE_PLATE_F				1
145	40035877	ASSY_NEEDLE_CLAMP_L(1/8)				1
146	40026063	ASSY_NEEDLE_CLAMP_L(5/32)				1
147	40026065	ASSY_NEEDLE_CLAMP_L(3/16)				1
148	40026067	ASSY_NEEDLE_CLAMP_L(7/32)				1
149	40026069	ASSY_NEEDLE_CLAMP_L(1/4)				1
150	40026070	ASSY_NEEDLE_CLAMP_L(9/32)				1
151	40026072	ASSY_NEEDLE_CLAMP_L(5/16)				1
152	40026074	ASSY_NEEDLE_CLAMP_L(3/8)				1
153	40026076	ASSY_NEEDLE_CLAMP_L(1/2)				1
154	40026078	ASSY_NEEDLE_CLAMP_L(5/8)				1
155	40026080	ASSY_NEEDLE_CLAMP_L(3/4)				1
156	40026082	ASSY_NEEDLE_CLAMP_L(1)				1
157	40035878	ASSY_NEEDLE_CLAMP_R(1/8)				1
158	40026084	ASSY_NEEDLE_CLAMP_R(5/32)				1
159	40026086	ASSY_NEEDLE_CLAMP_R(3/16)				1
160	40026088	ASSY_NEEDLE_CLAMP_R(7/32)				1
161	40026090	ASSY_NEEDLE_CLAMP_R(1/4)				1
162	40026091	ASSY_NEEDLE_CLAMP_R(9/32)				1
163	40026093	ASSY_NEEDLE_CLAMP_R(5/16)				1
164	40026095	ASSY_NEEDLE_CLAMP_R(3/8)				1
165	40026097	ASSY_NEEDLE_CLAMP_R(1/2)				1
166	40026099	ASSY_NEEDLE_CLAMP_R(5/8)				1
167	40026101	ASSY_NEEDLE_CLAMP_R(3/4)				1
168	40026103	ASSY_NEEDLE_CLAMP_R(1)				1
169	B1402526BA0A	NEEDLE CLAMP ASM. 1/8				1
170	B1402526CA0A	NEEDLE CLAMP ASM. 5/32				1
171	B1402526DALA	NEEDLE CLAMP LEFT ASM. 3/16				1
172	10228559	NEEDLE CLAMP ASM. LEFT 7/32				1
173	B1402526FALA	NEEDLE CLAMP LEFT ASM. 1/4				1
174	B1402526GALA	NEEDLE CLAMP LEFT ASM. 9/32				1
175	B1402526HALA	NEEDLE CLAMP LEFT ASM. 5/16				1
176	B1402526KALA	NEEDLE CLAMP LEFT ASM. 3/8				1
177	B1402526LALA	NEEDLE CLAMP LEFT ASM.				1
178	10228856	NEEDLE CLAMP ASM. LEFT 5/8				1
179	10228955	NEEDLE CLAMP ASM. LEFT 3/4				1
180	10229151	NEEDLE CLAMP ASM. LEFT 1				1
181	B1402526DARA	NEEDLE CLAMP RIGHT ASM. 3/16				1
182	10228567	NEEDLE CLAMP ASM. RIGHT 7/32				1
183	B1402526FARA	NEEDLE CLAMP RIGHT ASM. 1/4				1
184	B1402526GARA	NEEDLE CLAMP RIGHT ASM. 9/32				1
185	B1402526HARA	NEEDLE CLAMP RIGHT ASM. 5/16				1
186	B1402526KARA	NEEDLE CLAMP RIGHT ASM. 3/8				1
187	B1402526LARA	NEEDLE CLAMP RIGHT ASM.				1
188	10228864	NEEDLE CLAMP ASM. RIGHT 5/8				1

TABLE OF EXCHANGING GAUGE PARTS (FOR LH-3568A-7)

Needle gauge size 針 幅			Feed Dog 送り歯						Presser foot asm. 押 さ え(組)				Swivel guide Presser asm. スワイプルガイド 押さえ(組)		Throat plate 針 板			
Code コード					Option オプション 				Option オプション 									
	inch	mm	No.	Part No.	No.	Part No.	No.	Part No.	No.	Part No.	No.	Part No.	No.	Part No.	No.	Part No.	No.	Part No.
B	1/8	3.2	1	400-61270	14	400-35890	—	—	39	400-53705	51	400-35896	—	—	—	—	78	400-35881
C	5/32	4.0	2	400-61271	15	400-25817	27	400-71911	—	—	52	400-35897	64	400-71909	—	—	79	400-25485
D	3/16	4.8	3	400-61272	16	400-25818	28	400-35891	40	400-25831	53	226-40353	65	228-16557	76	400-95293	80	400-25490
E	7/32	5.6	4	400-61273	17	400-25819	29	400-50009	41	400-25832	54	226-40452	66	228-16656	—	—	82	400-25491
F	1/4	6.4	5	400-61274	18	400-26715	30	400-35892	42	400-25833	55	226-40551	67	228-16755	77	400-94776	83	400-25492
G	9/32	7.1	6	400-61275	19	400-25820	31	400-50010	43	400-25834	56	226-40759	68	228-16854	—	—	85	400-25493
H	5/16	7.9	7	400-61276	20	400-25821	32	400-50011	44	400-25835	57	226-40858	69	228-16953	—	—	86	400-25494
K	3/8	9.5	8	400-61277	21	400-25822	33	400-35893	45	400-25836	58	226-40957	70	228-17050	—	—	87	400-25495
L	1/2	12.7	9	400-61278	22	400-25824	34	400-35894	46	400-25838	59	226-41252	71	228-17159	—	—	88	400-25498
M	5/8	15.9	10	400-61279	23	400-25825	35	400-71912	47	400-25839	60	226-41351	72	400-33945	—	—	89	400-25499
N	3/4	19.1	11	400-61280	24	400-25826	36	400-35895	48	400-25840	61	226-41450	73	400-33947	—	—	90	400-25500
P	7/8	22.2	12	400-61281	25	400-25827	37	400-71913	49	400-25841	62	226-41658	74	400-33949	—	—	91	400-25502
Q	1	25.4	13	400-61282	26	400-25828	38	400-71914	50	400-25842	63	226-41757	75	400-33951	—	—	92	400-25503
Stitch spec. 縫仕様	S G		★		★		★		★		★		★		★		★	

Needle gauge size 針 幅			Needle clamp asm.(for DP 5) 針 留組(D P 5用)								Sliding plate asm. (Left) 滑り板(左組)		Sliding plate asm. (Front) 滑り板(前組)	
Code コード			Needle clamp asm. (Left) 針 留(左組) 		Needle clamp asm. (Right) 針 留(右組) 		Needle clamp asm. (Left) 針 留(左組) 		Needle clamp asm. (Right) 針 留(右組) 					
	inch	mm	No.	Part No.	No.	Part No.	No.	Part No.	No.	Part No.	No.	Part No.	No.	Part No.
B	1/8	3.2	93	400-35761	105	400-35771	117	B1402-528-BA0-A	117	B1402-528-BA0-A	141		400-51633	
C	5/32	4.0	94	400-35762	106	400-35772	118	B1402-528-CA0-A	118	B1402-528-CA0-A				
D	3/16	4.8	95	B1402-528-DAL-A	107	B1402-528-DAR-A	119	B1402-528-DAL-A	130	B1402-528-DAR-A				
E	7/32	5.6	96	B1402-528-EAL	108	B1402-528-EAR	120	B1402-528-EAL	131	B1402-528-EAR				
F	1/4	6.4	97	B1402-528-FAL-A	109	B1402-528-FAR-A	121	B1402-528-FAL-A	132	B1402-528-FAR-A				
G	9/32	7.1	98	400-35765	110	400-35775	122	B1402-528-GAL	133	B1402-528-GAR				
H	5/16	7.9	99	400-35766	111	400-35776	123	B1402-528-HAL-A	134	B1402-528-HAR-A				
K	3/8	9.5	—	—	—	—	124	B1402-528-KAL-A	135	B1402-528-KAR-A				
L	1/2	12.7	100	400-35768	112	400-35778	125	B1402-528-LAL	136	B1402-528-LAR				
M	5/8	15.9	101	400-35769	113	400-35779	126	B1402-528-MAL	137	B1402-528-MAR				
N	3/4	19.1	102	400-35770	114	400-35780	127	B1402-528-NAL	138	B1402-528-NAR				
P	7/8	22.2	103	400-71917	115	400-71919	128	B1402-528-PAL	139	B1402-528-PAR	143		400-45730	
Q	1	25.4	104	400-71921	116	400-71923	129	B1402-528-QAL	140	B1402-528-QAR				
Stitch spec. 縫仕様	S G		Spec.common 仕様 共通		Spec.common 仕様 共通		Spec.common 仕様 共通		Spec.common 仕様 共通		Spec.common 仕様 共通		Spec.common 仕様 共通	








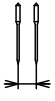
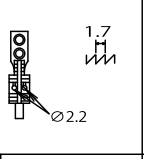
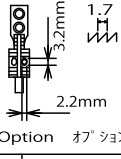

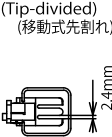



Needle gauge size 針 幅			Needle clamp asm.(for DP 1 7) 針 留組(D P 1 7用)								Sliding plate asm. (Left) 滑り板(左組)		Sliding plate asm. (Right) 滑り板(右組)	
Code コード			Needle clamp asm. (Left) 針留(左組) 		Needle clamp asm. (Right) 針留(右組) 		Needle clamp asm. (Left) 針留(左組) 		Needle clamp asm. (Right) 針留(右組) 					
	inch	mm	No.	Part No.	No.	Part No.	No.	Part No.	No.	Part No.	No.	Part No.	No.	Part No.
B	1/8	3.2	145	400-35877	157	400-35878	169	B1402-526-BA0-A	169	B1402-526-BA0-A	191		400-25247	
C	5/32	4.0	146	400-26063	158	400-26084	170	B1402-526-CA0-A	170	B1402-526-CA0-A				
D	3/16	4.8	147	400-26065	159	400-26086	171	B1402-526-DAL-A	181	B1402-526-DAR-A				
E	7/32	5.6	148	400-26067	160	400-26088	172	102-28559	182	102-28567				
F	1/4	6.4	149	400-26069	161	400-26090	173	B1402-526-FAL-A	183	B1402-526-FAR-A				
G	9/32	7.1	150	400-26070	162	400-26091	174	B1402-526-GAL-A	184	B1402-526-GAR-A				
H	5/16	7.9	151	400-26072	163	400-26093	175	B1402-526-HAL-A	185	B1402-526-HAR-A				
K	3/8	9.5	152	400-26074	164	400-26095	176	B1402-526-KAL-A	186	B1402-526-KAR-A				
L	1/2	12.7	153	400-26076	165	400-26097	177	B1402-526-LAL-A	187	B1402-526-LAR-A				
M	5/8	15.9	154	400-26078	166	400-26099	178	102-28856	188	102-28864				
N	3/4	19.1	155	400-26080	167	400-26101	179	102-28955	189	102-28963				
P	7/8	22.2	—	—	—	—	—	—	—	193		400-25249		
Q	1	25.4	156	400-26082	168	400-26103	180	102-29151	190					102-29169
Stitch spec. 縫仕様	S G		Spec.common 仕様 共通		Spec.common 仕様 共通		Spec.common 仕様 共通		Spec.common 仕様 共通		Spec.common 仕様 共通		Spec.common 仕様 共通	

TABLE OF EXCHANGING GAUGE PARTS (FOR LH-3568A-7)

No.	Parts No.	Parts name	Remarks	Level	Cons	Qty
189	10228963	NEEDLE CLAMP ASM. RIGHT 3/4				1
190	10229169	NEEDLE CLAMP ASM. RIGHT 1				1
191	40025247	ASSY_SLIDE_PLATE-L-A				1
192	40025248	ASSY_SLIDE_PLATE-L-B				1
193	40025249	ASSY_SLIDE_PLATE-L-C				1
194	40025235	ASSY_SLIDE_PLATE-R-A				1
195	40025236	ASSY_SLIDE_PLATE-R-B				1
196	40025239	ASSY_SLIDE_PLATE-R-C				1

TABLE OF EXCHANGING GAUGE PARTS (LH-3578A TYPE G)

Needle gauge size 針 幅			Feed Dog 送り 歯				Needle clamp asm. 針 留 組		Presser foot asm. 押 さ え(組)		Swivel guide Presser asm. スワイプルガイド 押さえ(組)		Throat plate (with Taping) 針 板 (テープ付)		Throat plate 針 板	
Code コート																
	inch	mm	No.	Part No.	No.	Part No.	No.	Part No.	No.	Part No.	No.	Part No.	No.	Part No.	No.	Part No.
A	3/32	2.4	-	-	-	-	35	101-47551	-	-	-	-	-	-	-	-
B	1/8	3.2	1	B1613-512-B0H	-	-	36	101-47650	-	-	-	-	73	226-28002	-	-
C	5/32	4.0	2	B1613-512-C0H	-	-	37	101-47759	54	400-71909	-	-	74	226-28101	-	-
D	3/16	4.8	3	B1613-512-D0H	19	400-25801	38	101-47858	55	228-16557	71	400-95293	75	226-28200	80	400-95288
E	7/32	5.6	4	B1613-512-E0H	20	400-25802	39	101-47957	56	228-16656	-	-	76	226-28309	-	-
F	1/4	6.4	5	B1613-512-F0H	21	400-25803	40	101-48054	57	228-16755	72	400-94776	77	226-28408	81	400-94772
G	9/32	7.1	6	B1613-512-G0H	22	400-25804	41	101-48153	58	228-16854	-	-	78	226-28507	-	-
H	5/16	7.9	7	B1613-512-H0H	23	400-25805	42	101-48252	59	228-16953	-	-	79	226-28606	-	-
K	3/8	9.5	8	B1613-512-K0H	24	400-25806	43	101-48351	60	228-17050	-	-	-	-	-	-
W	7/16	11.1	9	400-75311	25	400-25807	44	101-48450	61	400-33941	-	-	-	-	-	-
L	1/2	12.7	10	B1613-512-L0H	26	400-25808	45	101-48559	62	228-17159	-	-	-	-	-	-
M	5/8	15.9	11	B1613-512-M0H	27	400-25809	46	101-48658	63	400-33945	-	-	-	-	-	-
N	3/4	19.1	12	B1613-512-N0H	28	400-25810	47	101-48757	64	400-33947	-	-	-	-	-	-
P	7/8	22.2	13	B1613-512-P0H	29	400-25811	48	101-48856	65	400-33949	-	-	-	-	-	-
Q	1	25.4	14	B1613-512-Q0H	30	400-25812	49	101-48955	66	400-33951	-	-	-	-	-	-
R	1-1/8	28.6	15	B1613-512-R0H	31	400-25813	50	101-49052	67	400-33953	-	-	-	-	-	-
S	1-1/4	31.8	16	B1613-512-S0H	32	400-25814	51	101-49151	68	400-33955	-	-	-	-	-	-
T	1-3/8	34.9	17	B1613-512-T0H	33	400-25815	52	101-49250	69	400-33957	-	-	-	-	-	-
U	1-1/2	38.1	18	B1613-512-U0H	34	400-25816	53	101-49359	70	400-33959	-	-	-	-	-	-

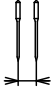
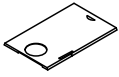
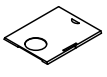


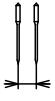
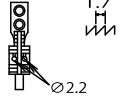
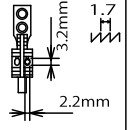





Needle gauge size 針 幅			Sliding plate asm. (Left) 滑り板(左)組		Sliding plate asm. (Right) 滑り板(右)組		Sliding plate asm. (Left) 滑り板(左)組		Sliding plate asm. (Front) 滑り板(前)組	
Code コート										
	inch	mm	No.	Part No.	No.	Part No.	No.	Part No.	No.	Part No.
A	3/32	2.4	82	226-01058	86	226-00555	90	400-51633	94	400-42874
B	1/8	3.2								
C	5/32	4.0								
D	3/16	4.8								
E	7/32	5.6								
F	1/4	6.4								
G	9/32	7.1								
H	5/16	7.9								
K	3/8	9.5								
W	7/16	11.1								
L	1/2	12.7	83	226-01157	87	226-00654	91	400-45729		
M	5/8	15.9								
N	3/4	19.1								
P	7/8	22.2								
Q	1	25.4	84	226-01256	88	226-00753	92	400-45730		
R	1-1/8	28.6								
S	1-1/4	31.8								
T	1-3/8	34.9	85	226-01355	89	226-00852	93	400-45731		
U	1-1/2	38.1								

TABLE OF EXCHANGING GAUGE PARTS (LH-3578A TYPE G)

No.	Parts No.	Parts name	Remarks	Level	Cons	Qty
1	B1613512B0H	FEED DOG (1/8)				1
2	B1613512C0H	FEED DOG 5/32				1
3	B1613512D0H	FEED DOG 3/16				1
4	B1613512E0H	FEED DOG 7/32				1
5	B1613512F0H	FEED DOG 1/4				1
6	B1613512G0H	FEED DOG 9/32				1
7	B1613512H0H	FEED DOG 5/16				1
8	B1613512K0H	FEED DOG 3/8				1
9	40075311	FEED_DOG_TYPE_G_7/16				1
10	B1613512L0H	FEED DOG 1/2				1
11	B1613512M0H	FEED DOG 5/8				1
12	B1613512N0H	FEED DOG 3/4				1
13	B1613512P0H	FEED DOG 7/8				1
14	B1613512Q0H	FEED DOG 1				1
15	B1613512R0H	FEED DOG 1-1/8				1
16	B1613512S0H	FEED DOG 1-1/4				1
17	B1613512T0H	FEED DOG 1-3/8				1
18	B1613512U0H	FEED DOG 1-1/2				1
19	40025801	FEED_DOG_TYPE_G_3/16				1
20	40025802	FEED_DOG_TYPE_G_7/32				1
21	40025803	FEED_DOG_TYPE_G_1/4				1
22	40025804	FEED_DOG_TYPE_G_9/32				1
23	40025805	FEED_DOG_TYPE_G_5/16				1
24	40025806	FEED_DOG_TYPE_G_3/8				1
25	40025807	FEED_DOG_TYPE_G_7/16				1
26	40025808	FEED_DOG_TYPE_G_1/2				1
27	40025809	FEED_DOG_TYPE_G_5/8				1
28	40025810	FEED_DOG_TYPE_G_3/4				1
29	40025811	FEED_DOG_TYPE_G_7/8				1
30	40025812	FEED_DOG_TYPE_G_1				1
31	40025813	FEED_DOG_TYPE_G_1-1/8				1
32	40025814	FEED_DOG_TYPE_G_1-1/4				1
33	40025815	FEED_DOG_TYPE_G_1-3/8				1
34	40025816	FEED_DOG_TYPE_G_1-1/2				1
35	10147551	NEEDLE CLAMP ASM. 3/32				1
36	10147650	NEEDLE CLAMP ASM. 1/8				1
37	10147759	NEEDLE CLAMP ASM. 5/32				1
38	10147858	NEEDLE CLAMP ASM. 3/16				1
39	10147957	NEEDLE CLAMP ASM. 7/32				1
40	10148054	NEEDLE CLAMP ASM. 1/4				1
41	10148153	NEEDLE CLAMP ASM. 9/32				1
42	10148252	NEEDLE CLAMP ASM. 5/16				1
43	10148351	NEEDLE CLAMP ASM. 3/8				1
44	10148450	NEEDLE CLAMP ASM. 7/16				1
45	10148559	NEEDLE CLAMP ASM. 1/2				1
46	10148658	NEEDLE CLAMP ASM. 5/8				1
47	10148757	NEEDLE CLAMP ASM. 3/4				1



TABLE OF EXCHANGING GAUGE PARTS (LH-3578A TYPE G)

Needle gauge size 針 幅			Feed Dog 送り 歯				Needle clamp asm. 針 留 組		Presser foot asm. 押 さ え(組)		Swivel guide Presser asm. スワイプルガイド 押さえ(組)		Throat plate (with Taping) 針 板 (テープ付)		Throat plate 針 板	
Code コート																
	inch	mm	No.	Part No.	No.	Part No.	No.	Part No.	No.	Part No.	No.	Part No.	No.	Part No.	No.	Part No.
A	3/32	2.4	-	-	-	-	35	101-47551	-	-	-	-	-	-	-	-
B	1/8	3.2	1	B1613-512-B0H	-	-	36	101-47650	-	-	-	-	73	226-28002	-	-
C	5/32	4.0	2	B1613-512-C0H	-	-	37	101-47759	54	400-71909	-	-	74	226-28101	-	-
D	3/16	4.8	3	B1613-512-D0H	19	400-25801	38	101-47858	55	228-16557	71	400-95293	75	226-28200	80	400-95288
E	7/32	5.6	4	B1613-512-E0H	20	400-25802	39	101-47957	56	228-16656	-	-	76	226-28309	-	-
F	1/4	6.4	5	B1613-512-F0H	21	400-25803	40	101-48054	57	228-16755	72	400-94776	77	226-28408	81	400-94772
G	9/32	7.1	6	B1613-512-G0H	22	400-25804	41	101-48153	58	228-16854	-	-	78	226-28507	-	-
H	5/16	7.9	7	B1613-512-H0H	23	400-25805	42	101-48252	59	228-16953	-	-	79	226-28606	-	-
K	3/8	9.5	8	B1613-512-K0H	24	400-25806	43	101-48351	60	228-17050	-	-	-	-	-	-
W	7/16	11.1	9	400-75311	25	400-25807	44	101-48450	61	400-33941	-	-	-	-	-	-
L	1/2	12.7	10	B1613-512-L0H	26	400-25808	45	101-48559	62	228-17159	-	-	-	-	-	-
M	5/8	15.9	11	B1613-512-M0H	27	400-25809	46	101-48658	63	400-33945	-	-	-	-	-	-
N	3/4	19.1	12	B1613-512-N0H	28	400-25810	47	101-48757	64	400-33947	-	-	-	-	-	-
P	7/8	22.2	13	B1613-512-P0H	29	400-25811	48	101-48856	65	400-33949	-	-	-	-	-	-
Q	1	25.4	14	B1613-512-Q0H	30	400-25812	49	101-48955	66	400-33951	-	-	-	-	-	-
R	1-1/8	28.6	15	B1613-512-R0H	31	400-25813	50	101-49052	67	400-33953	-	-	-	-	-	-
S	1-1/4	31.8	16	B1613-512-S0H	32	400-25814	51	101-49151	68	400-33955	-	-	-	-	-	-
T	1-3/8	34.9	17	B1613-512-T0H	33	400-25815	52	101-49250	69	400-33957	-	-	-	-	-	-
U	1-1/2	38.1	18	B1613-512-U0H	34	400-25816	53	101-49359	70	400-33959	-	-	-	-	-	-

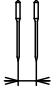
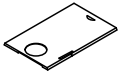
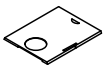





Needle gauge size 針 幅			Sliding plate asm. (Left) 滑り板(左)組		Sliding plate asm. (Right) 滑り板(右)組		Sliding plate asm. (Left) 滑り板(左)組		Sliding plate asm. (Front) 滑り板(前)組	
Code コート										
	inch	mm	No.	Part No.	No.	Part No.	No.	Part No.	No.	Part No.
A	3/32	2.4	82	226-01058	86	226-00555	90	400-51633	94	400-42874
B	1/8	3.2								
C	5/32	4.0								
D	3/16	4.8								
E	7/32	5.6								
F	1/4	6.4								
G	9/32	7.1								
H	5/16	7.9								
K	3/8	9.5								
W	7/16	11.1								
L	1/2	12.7	83	226-01157	87	226-00654	91	400-45729		
M	5/8	15.9								
N	3/4	19.1								
P	7/8	22.2								
Q	1	25.4	84	226-01256	88	226-00753	92	400-45730		
R	1-1/8	28.6								
S	1-1/4	31.8								
T	1-3/8	34.9	85	226-01355	89	226-00852	93	400-45731		
U	1-1/2	38.1								

TABLE OF EXCHANGING GAUGE PARTS (LH-3578A TYPE G)

No.	Parts No.	Parts name	Remarks	Level	Cons	Qty
48	10148856	NEEDLE CLAMP ASM. 7/8				1
49	10148955	NEEDLE CLAMP ASM. 1				1
50	10149052	NEEDLE CLAMP ASM. 1-1/8				1
51	10149151	NEEDLE CLAMP ASM. 1-1/4				1
52	10149250	NEEDLE CLAMP ASM. 1-3/8				1
53	10149359	NEEDLE CLAMP ASM. 1-1/2				1
54	40071909	PRESSER_FOOT_ASM_G_5/32				1
55	22816557	TIP-DIVIDED PRESSER ASM. 3/16				1
56	22816656	TIP-DIVIDED PRESSER ASM. 7/32				1
57	22816755	PRESSER FOOT ASM. 1/4				1
58	22816854	TIP-DIVIDED PRESSER ASM. 9/32				1
59	22816953	TIP-DIVIDED PRESSER ASM. 5/16				1
60	22817050	PRESSER FOOT ASM. D=2.4 (3/8)				1
61	40033941	TIP-DIVIDED_PRESSER_ASM_7/16				1
62	22817159	PRESSER FOOT ASM. D=2.4 (1/2)				1
63	40033945	TIP-DIVIDED_PRESSER_ASM_5/8				1
64	40033947	TIP-DIVIDED_PRESSER_ASM_3/4				1
65	40033949	TIP-DIVIDED_PRESSER_ASM_7/8				1
66	40033951	TIP-DIVIDED_PRESSER_ASM_1				1
67	40033953	TIP-DIVIDED_PRESSER_ASM_1_1/8				1
68	40033955	TIP-DIVIDED_PRESSER_ASM_1_1/4				1
69	40033957	TIP-DIVIDED_PRESSER_ASM_1_3/8				1
70	40033959	TIP-DIVIDED_PRESSER_ASM_1_1/2				1
71	40095293	ASSY_PRESSER_FOOT_G3/16				1
72	40094776	ASSY_PRESSER_FOOT_G1/4				1
73	22628002	THROAT PLATE 1/8				1
74	22628101	THROAT PLATE 5/32				1
75	22628200	THROAT PLATE 3/16				1
76	22628309	THROAT PLATE, 7/32				1
77	22628408	THROAT PLATE 1/4				1
78	22628507	THROAT PLATE 9/32				1
79	22628606	TAPING THROT PLATE 5/16				1
80	40095288	THROAT PLATE 3/16(4.8MM)				1
81	40094772	THROAT_PLATE 1/4				1
82	22601058	BED SLIDE LEFT, ASM., A				1
83	22601157	LEFT SLIDER PLATE B ASM.				1
84	22601256	BED SLIDE LEFT, ASM., C				1
85	22601355	BED SLIDE LEFT, ASM., C				1
86	22600555	BED SLIDE RIGHT, ASM., A				1
87	22600654	RIGHT SLIDER PLATE B ASM.				1
88	22600753	BED SLIDE RIGHT, ASM., C				1
89	22600852	BED SLIDE RIGHT, ASM., D				1
90	40051633	ASSY_SLIDE_PLATE_L				1
91	40045729	ASSY_SIDE_PLATE-L-B				1
92	40045730	ASSY_SIDE_PLATE-L-C				1
93	40045731	ASSY_SIDE_PLATE-L-D				1
94	40042874	ASSY_SLIDE_PLATE_F_STANDARD				1

TABLE OF EXCHANGING GAUGE PARTS (LH-3588A TYPE G)

Needle gauge size 針 幅		Needle clamp asm.(for DP 1 7) 針 留組(DP 1 7用)				Needle clamp asm.(for DP 5) 針 留組(DP 5用)				
Code コード		Needle clamp asm. (Left) 針 留(左組)		Needle clamp asm. (Right) 針 留(右組)		Needle clamp asm. (Left) 針 留(左組)		Needle clamp asm. (Right) 針 留(右組)		
		Option オプション		Option オプション		(Hole Type 穴タイプ)		(Hole Type 穴タイプ)		
inch	mm	No.	Part No.	No.	Part No.	No.	Part No.	No.	Part No.	
B	1/8	3.2	1	B1402-526-BA0-A	1	B1402-526-BA0-A	23	B1402-528-BA0-A	23	B1402-528-BA0-A
C	5/32	4.0	2	B1402-526-CA0-A	2	B1402-526-CA0-A	24	B1402-528-CA0-A	24	B1402-528-CA0-A
D	3/16	4.8	3	B1402-526-DAL-A	13	B1402-526-DAR-A	25	B1402-528-DAL-A	36	B1402-528-DAR-A
E	7/32	5.6	4	102-28559	14	102-28567	26	B1402-528-EAL	37	B1402-528-EAR
F	1/4	6.4	5	B1402-526-FAL-A	15	B1402-526-FAR-A	27	B1402-528-FAL-A	38	B1402-528-FAR-A
G	9/32	7.1	6	B1402-526-GAL-A	16	B1402-526-GAR-A	28	B1402-528-GAL	39	B1402-528-GAR
H	5/16	7.9	7	B1402-526-HAL-A	17	B1402-526-HAR-A	29	B1402-528-HAL-A	40	B1402-528-HAR-A
K	3/8	9.5	8	B1402-526-KAL-A	18	B1402-526-KAR-A	30	B1402-528-KAL-A	41	B1402-528-KAR-A
L	1/2	12.7	9	B1402-526-LAL-A	19	B1402-526-LAR-A	31	B1402-528-LAL	42	B1402-528-LAR
M	5/8	15.9	10	102-28856	20	102-28864	32	B1402-528-MAL	43	B1402-528-MAR
N	3/4	19.1	11	102-28955	21	102-28963	33	B1402-528-NAL	44	B1402-528-NAR
P	7/8	22.2	—	—	—	—	34	B1402-528-PAL	45	B1402-528-PAR
Q	1	25.4	12	102-29151	22	102-29169	35	B1402-528-QAL	46	B1402-528-QAR

Needle gauge size 針 幅		Throat plate 針 板		Sliding plate asm. (Left) 滑り板(左組)		Sliding plate asm. (Right) 滑り板(右組)		Sliding plate asm. (Left) 滑り板(左組)		Sliding plate asm. (Front) 滑り板(前)組		
Code コード			No.	Part No.	No.	Part No.	No.	Part No.	Option オプション		No.	Part No.
									No.	Part No.		
B	1/8	3.2	—	—	49	226-01058	52	226-00555	55	400-51633	58	400-42874
C	5/32	4.0	—	—								
D	3/16	4.8	47	400-95288								
E	7/32	5.6	—	—								
F	1/4	6.4	48	400-94772								
G	9/32	7.1	—	—								
H	5/16	7.9	—	—								
K	3/8	9.5	—	—								
L	1/2	12.7	—	—								
M	5/8	15.9	—	—								
N	3/4	19.1	—	—								
P	7/8	22.2	—	—								
Q	1	25.4	—	—	50	226-01157	53	226-00654	56	400-45729		
					51	226-01256	54	226-00753	57	400-45730		


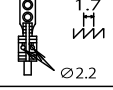







Needle gauge size 針 幅		Feed Dog 送り歯				Presser foot asm. 押さえ組		Swivel guide Presser asm. スウィールガイド 押さえ組		
Code コード			No.	Part No.	No.	Part No.	No.	Part No.	No.	Part No.
C	5/32	4.0	59	B1613-512-C0H	—	—	82	400-71909	—	—
D	3/16	4.8	60	B1613-512-D0H	71	400-25801	83	228-16557	94	400-95293
E	7/32	5.6	61	B1613-512-E0H	72	400-25802	84	228-16656	—	—
F	1/4	6.4	62	B1613-512-F0H	73	400-25803	85	228-16755	95	400-94776
G	9/32	7.1	63	B1613-512-G0H	74	400-25804	86	228-16854	—	—
H	5/16	7.9	64	B1613-512-H0H	75	400-25805	87	228-16953	—	—
K	3/8	9.5	65	B1613-512-K0H	76	400-25806	88	228-17050	—	—
L	1/2	12.7	66	B1613-512-L0H	77	400-25808	89	228-17159	—	—
M	5/8	15.9	67	B1613-512-M0H	78	400-25809	90	400-33945	—	—
N	3/4	19.1	68	B1613-512-N0H	79	400-25810	91	400-33947	—	—
P	7/8	22.2	69	B1613-512-P0H	80	400-25811	92	400-33949	—	—
Q	1	25.4	70	B1613-512-Q0H	81	400-25812	93	400-33951	—	—

TABLE OF EXCHANGING GAUGE PARTS (LH-3588A TYPE G)

No.	Parts No.	Parts name	Remarks	Level	Cons	Qty
1	B1402526BA0A	NEEDLE CLAMP ASM. 1/8				1
2	B1402526CA0A	NEEDLE CLAMP ASM. 5/32				1
3	B1402526DALA	NEEDLE CLAMP LEFT ASM. 3/16				1
4	10228559	NEEDLE CLAMP ASM. LEFT 7/32				1
5	B1402526FALA	NEEDLE CLAMP LEFT ASM. 1/4				1
6	B1402526GALA	NEEDLE CLAMP LEFT ASM. 9/32				1
7	B1402526HALA	NEEDLE CLAMP LEFT ASM. 5/16				1
8	B1402526KALA	NEEDLE CLAMP LEFT ASM. 3/8				1
9	B1402526LALA	NEEDLE CLAMP LEFT ASM.				1
10	10228856	NEEDLE CLAMP ASM. LEFT 5/8				1
11	10228955	NEEDLE CLAMP ASM. LEFT 3/4				1
12	10229151	NEEDLE CLAMP ASM. LEFT 1				1
13	B1402526DARA	NEEDLE CLAMP RIGHT ASM. 3/16				1
14	10228567	NEEDLE CLAMP ASM. RIGHT 7/32				1
15	B1402526FARA	NEEDLE CLAMP RIGHT ASM. 1/4				1
16	B1402526GARA	NEEDLE CLAMP RIGHT ASM. 9/32				1
17	B1402526HARA	NEEDLE CLAMP RIGHT ASM. 5/16				1
18	B1402526KARA	NEEDLE CLAMP RIGHT ASM. 3/8				1
19	B1402526LARA	NEEDLE CLAMP RIGHT ASM.				1
20	10228864	NEEDLE CLAMP ASM. RIGHT 5/8				1
21	10228963	NEEDLE CLAMP ASM. RIGHT 3/4				1
22	10229169	NEEDLE CLAMP ASM. RIGHT 1				1
23	B1402528BA0A	NEEDLE CLAMP ASM. 1/8				1
24	B1402528CA0A	NEEDLE CLAMP ASM. 5/32				1
25	B1402528DALA	NEEDLE CLAMP ASM. LEFT				1
26	B1402528EAL	NEEDLE CLAMP ASM. 7/32				1
27	B1402528FALA	NEEDLE CLAMP ASM. 1/4				1
28	B1402528GAL	NEEDLE CLAMP ASM., LEFT				1
29	B1402528HALA	NEEDLE CLAMP ASM. 5/16				1
30	B1402528KALA	NEEDLE CLAMP ASM. 3/8				1
31	B1402528LAL	NEEDLE CLAMP ASM., LEFT 1/2				1
32	B1402528MAL	NEEDLE CLAMP ASM., LEFT 5/8				1
33	B1402528NAL	NEEDLE CLAMP ASM., LEFT 3/4				1
34	B1402528PAL	NEEDLE CLAMP ASM. LEFT 7/8				1
35	B1402528QAL	NEEDLE CLAMP ASM., LEFT 1				1
36	B1402528DARA	NEEDLE CLAMP ASM. RIGHT				1
37	B1402528EAR	NEEDLE CLAMP ASM. 7/32				1
38	B1402528FARA	NEEDLE CLAMP ASM. 1/4				1
39	B1402528GAR	NEEDLE CLAMP ASM., RIGHT				1
40	B1402528HARA	NEEDLE CLAMP ASM. 5/16				1
41	B1402528KARA	NEEDLE CLAMP ASM. 3/8				1
42	B1402528LAR	NEEDLE CLAMP ASM., RIGHT 1/2				1
43	B1402528MAR	NEEDLE CLAMP ASM., RIGHT 5/8				1
44	B1402528NAR	NEEDLE CLAMP ASM., RIGHT 3/4				1
45	B1402528PAR	NEEDLE CLAMP ASM. RIGHT 7/8				1
46	B1402528QAR	NEEDLE CLAMP ASM., RIGHT 1				1
47	40095288	THROAT PLATE 3/16(4.8MM)				1

TABLE OF EXCHANGING GAUGE PARTS (LH-3588A TYPE G)

Needle gauge size 針 幅		Needle clamp asm.(for DP 1 7) 針 留組(DP 1 7用)				Needle clamp asm.(for DP 5) 針 留組(DP 5用)				
Code コード		Needle clamp asm. (Left) 針 留(左組)		Needle clamp asm. (Right) 針 留(右組)		Needle clamp asm. (Left) 針 留(左組)		Needle clamp asm. (Right) 針 留(右組)		
		Option オプション		Option オプション		(Hole Type 穴タイプ)		(Hole Type 穴タイプ)		
inch	mm	No.	Part No.	No.	Part No.	No.	Part No.	No.	Part No.	
B	1/8	3.2	1	B1402-526-BA0-A	1	B1402-526-BA0-A	23	B1402-528-BA0-A	23	B1402-528-BA0-A
C	5/32	4.0	2	B1402-526-CA0-A	2	B1402-526-CA0-A	24	B1402-528-CA0-A	24	B1402-528-CA0-A
D	3/16	4.8	3	B1402-526-DAL-A	13	B1402-526-DAR-A	25	B1402-528-DAL-A	36	B1402-528-DAR-A
E	7/32	5.6	4	102-28559	14	102-28567	26	B1402-528-EAL	37	B1402-528-EAR
F	1/4	6.4	5	B1402-526-FAL-A	15	B1402-526-FAR-A	27	B1402-528-FAL-A	38	B1402-528-FAR-A
G	9/32	7.1	6	B1402-526-GAL-A	16	B1402-526-GAR-A	28	B1402-528-GAL	39	B1402-528-GAR
H	5/16	7.9	7	B1402-526-HAL-A	17	B1402-526-HAR-A	29	B1402-528-HAL-A	40	B1402-528-HAR-A
K	3/8	9.5	8	B1402-526-KAL-A	18	B1402-526-KAR-A	30	B1402-528-KAL-A	41	B1402-528-KAR-A
L	1/2	12.7	9	B1402-526-LAL-A	19	B1402-526-LAR-A	31	B1402-528-LAL	42	B1402-528-LAR
M	5/8	15.9	10	102-28856	20	102-28864	32	B1402-528-MAL	43	B1402-528-MAR
N	3/4	19.1	11	102-28955	21	102-28963	33	B1402-528-NAL	44	B1402-528-NAR
P	7/8	22.2	—	—	—	—	34	B1402-528-PAL	45	B1402-528-PAR
Q	1	25.4	12	102-29151	22	102-29169	35	B1402-528-QAL	46	B1402-528-QAR

Needle gauge size 針 幅		Throat plate 針 板		Sliding plate asm. (Left) 滑り板(左組)		Sliding plate asm. (Right) 滑り板(右組)		Sliding plate asm. (Left) 滑り板(左組)		Sliding plate asm. (Front) 滑り板(前組)		
Code コード			Option オプション						Option オプション			
			No.	Part No.					No.	Part No.	No.	Part No.
B	1/8	3.2	—	—	49	226-01058	52	226-00555	55	400-51633	58	400-42874
C	5/32	4.0	—	—								
D	3/16	4.8	47	400-95288								
E	7/32	5.6	—	—								
F	1/4	6.4	48	400-94772								
G	9/32	7.1	—	—								
H	5/16	7.9	—	—								
K	3/8	9.5	—	—								
L	1/2	12.7	—	—								
M	5/8	15.9	—	—								
N	3/4	19.1	—	—								
P	7/8	22.2	—	—	50	226-01157	53	226-00654	56	400-45729		
Q	1	25.4	—	—	51	226-01256	54	226-00753	57	400-45730		


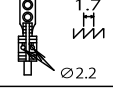
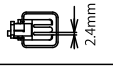
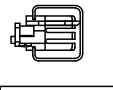



Needle gauge size 針 幅		Feed Dog 送り歯				Presser foot asm. 押さえ(組)		Swivel guide Presser asm. スウィールガイド 押さえ(組)		
Code コード			Option オプション				Option オプション			
			No.	Part No.			No.	Part No.		
B	1/8	3.2	—	—	—	—	—	—		
C	5/32	4.0	59	B1613-512-C0H	—	—	82	400-71909		
D	3/16	4.8	60	B1613-512-D0H	71	400-25801	83	228-16557	94	400-95293
E	7/32	5.6	61	B1613-512-E0H	72	400-25802	84	228-16656	—	—
F	1/4	6.4	62	B1613-512-F0H	73	400-25803	85	228-16755	95	400-94776
G	9/32	7.1	63	B1613-512-G0H	74	400-25804	86	228-16854	—	—
H	5/16	7.9	64	B1613-512-H0H	75	400-25805	87	228-16953	—	—
K	3/8	9.5	65	B1613-512-K0H	76	400-25806	88	228-17050	—	—
L	1/2	12.7	66	B1613-512-L0H	77	400-25808	89	228-17159	—	—
M	5/8	15.9	67	B1613-512-M0H	78	400-25809	90	400-33945	—	—
N	3/4	19.1	68	B1613-512-N0H	79	400-25810	91	400-33947	—	—
P	7/8	22.2	69	B1613-512-P0H	80	400-25811	92	400-33949	—	—
Q	1	25.4	70	B1613-512-Q0H	81	400-25812	93	400-33951	—	—

TABLE OF EXCHANGING GAUGE PARTS (LH-3588A TYPE G)

No.	Parts No.	Parts name	Remarks	Level	Cons	Qty
48	40094772	THROAT_PLATE 1/4				1
49	22601058	BED SLIDE LEFT, ASM., A				1
50	22601157	LEFT SLIDER PLATE B ASM.				1
51	22601256	BED SLIDE LEFT, ASM., C				1
52	22600555	BED SLIDE RIGHT, ASM., A				1
53	22600654	RIGHT SLIDER PLATE B ASM.				1
54	22600753	BED SLIDE RIGHT, ASM., C				1
55	40051633	ASSY_SLIDE_PLATE_L				1
56	40045729	ASSY_SIDE_PLATE-L-B				1
57	40045730	ASSY_SIDE_PLATE-L-C				1
58	40042874	ASSY_SLIDE_PLATE_F_STANDARD				1
59	B1613512C0H	FEED DOG 5/32				1
60	B1613512D0H	FEED DOG 3/16				1
61	B1613512E0H	FEED DOG 7/32				1
62	B1613512F0H	FEED DOG 1/4				1
63	B1613512G0H	FEED DOG 9/32				1
64	B1613512H0H	FEED DOG 5/16				1
65	B1613512K0H	FEED DOG 3/8				1
66	B1613512L0H	FEED DOG 1/2				1
67	B1613512M0H	FEED DOG 5/8				1
68	B1613512N0H	FEED DOG 3/4				1
69	B1613512P0H	FEED DOG 7/8				1
70	B1613512Q0H	FEED DOG 1				1
71	40025801	FEED_DOG_TYPE_G_3/16				1
72	40025802	FEED_DOG_TYPE_G_7/32				1
73	40025803	FEED_DOG_TYPE_G_1/4				1
74	40025804	FEED_DOG_TYPE_G_9/32				1
75	40025805	FEED_DOG_TYPE_G_5/16				1
76	40025806	FEED_DOG_TYPE_G_3/8				1
77	40025808	FEED_DOG_TYPE_G_1/2				1
78	40025809	FEED_DOG_TYPE_G_5/8				1
79	40025810	FEED_DOG_TYPE_G_3/4				1
80	40025811	FEED_DOG_TYPE_G_7/8				1
81	40025812	FEED_DOG_TYPE_G_1				1
82	40071909	PRESSER_FOOT_ASM_G_5/32				1
83	22816557	TIP-DIVIDED PRESSER ASM. 3/16				1
84	22816656	TIP-DIVIDED PRESSER ASM. 7/32				1
85	22816755	PRESSER FOOT ASM. 1/4				1
86	22816854	TIP-DIVIDED PRESSER ASM. 9/32				1
87	22816953	TIP-DIVIDED PRESSER ASM. 5/16				1
88	22817050	PRESSER FOOT ASM. D=2.4 (3/8)				1
89	22817159	PRESSER FOOT ASM. D=2.4 (1/2)				1
90	40033945	TIP-DIVIDED_PRESSER_ASM_5/8				1
91	40033947	TIP-DIVIDED_PRESSER_ASM_3/4				1
92	40033949	TIP-DIVIDED_PRESSER_ASM_7/8				1
93	40033951	TIP-DIVIDED_PRESSER_ASM_1				1
94	40095293	ASSY_PRESSER_FOOT_G3/16				1

TABLE OF EXCHANGING GAUGE PARTS (LH-3588A TYPE G)

Needle gauge size 針 幅		Needle clamp asm.(for DP 1 7) 針 留組(DP 1 7用)				Needle clamp asm.(for DP 5) 針 留組(DP 5用)				
Code コード		Needle clamp asm. (Left) 針 留(左組)		Needle clamp asm. (Right) 針 留(右組)		Needle clamp asm. (Left) 針 留(左組)		Needle clamp asm. (Right) 針 留(右組)		
		Option オプション		Option オプション		(Hole Type 穴タイプ)		(Hole Type 穴タイプ)		
inch	mm	No.	Part No.	No.	Part No.	No.	Part No.	No.	Part No.	
B	1/8	3.2	1	B1402-526-BA0-A	1	B1402-526-BA0-A	23	B1402-528-BA0-A	23	B1402-528-BA0-A
C	5/32	4.0	2	B1402-526-CA0-A	2	B1402-526-CA0-A	24	B1402-528-CA0-A	24	B1402-528-CA0-A
D	3/16	4.8	3	B1402-526-DAL-A	13	B1402-526-DAR-A	25	B1402-528-DAL-A	36	B1402-528-DAR-A
E	7/32	5.6	4	102-28559	14	102-28567	26	B1402-528-EAL	37	B1402-528-EAR
F	1/4	6.4	5	B1402-526-FAL-A	15	B1402-526-FAR-A	27	B1402-528-FAL-A	38	B1402-528-FAR-A
G	9/32	7.1	6	B1402-526-GAL-A	16	B1402-526-GAR-A	28	B1402-528-GAL	39	B1402-528-GAR
H	5/16	7.9	7	B1402-526-HAL-A	17	B1402-526-HAR-A	29	B1402-528-HAL-A	40	B1402-528-HAR-A
K	3/8	9.5	8	B1402-526-KAL-A	18	B1402-526-KAR-A	30	B1402-528-KAL-A	41	B1402-528-KAR-A
L	1/2	12.7	9	B1402-526-LAL-A	19	B1402-526-LAR-A	31	B1402-528-LAL	42	B1402-528-LAR
M	5/8	15.9	10	102-28856	20	102-28864	32	B1402-528-MAL	43	B1402-528-MAR
N	3/4	19.1	11	102-28955	21	102-28963	33	B1402-528-NAL	44	B1402-528-NAR
P	7/8	22.2	—	—	—	—	34	B1402-528-PAL	45	B1402-528-PAR
Q	1	25.4	12	102-29151	22	102-29169	35	B1402-528-QAL	46	B1402-528-QAR

Needle gauge size 針 幅		Throat plate 針 板		Sliding plate asm. (Left) 滑り板(左組)		Sliding plate asm. (Right) 滑り板(右組)		Sliding plate asm. (Left) 滑り板(左組)		Sliding plate asm. (Front) 滑り板(前)組		
Code コード			No.	Part No.	No.	Part No.	No.	Part No.	Option オプション		No.	Part No.
									No.	Part No.		
B	1/8	3.2	—	—	49	226-01058	52	226-00555	55	400-51633	58	400-42874
C	5/32	4.0	—	—								
D	3/16	4.8	47	400-95288								
E	7/32	5.6	—	—								
F	1/4	6.4	48	400-94772								
G	9/32	7.1	—	—								
H	5/16	7.9	—	—								
K	3/8	9.5	—	—								
L	1/2	12.7	—	—								
M	5/8	15.9	—	—								
N	3/4	19.1	—	—								
P	7/8	22.2	—	—								
Q	1	25.4	—	—	50	226-01157	53	226-00654	56	400-45729		
					51	226-01256	54	226-00753	57	400-45730		


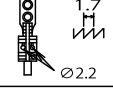
Needle gauge size 針 幅		Feed Dog 送り歯				Presser foot asm. 押さえ組		Swivel guide Presser asm. スウィールガイド 押さえ組		
Code コード			No.	Part No.	No.	Part No.	No.	Part No.	No.	Part No.
B	1/8	3.2	—	—	—	—	—	—	—	—
C	5/32	4.0	59	B1613-512-C0H	—	—	82	400-71909	—	—
D	3/16	4.8	60	B1613-512-D0H	71	400-25801	83	228-16557	94	400-95293
E	7/32	5.6	61	B1613-512-E0H	72	400-25802	84	228-16656	—	—
F	1/4	6.4	62	B1613-512-F0H	73	400-25803	85	228-16755	95	400-94776
G	9/32	7.1	63	B1613-512-G0H	74	400-25804	86	228-16854	—	—
H	5/16	7.9	64	B1613-512-H0H	75	400-25805	87	228-16953	—	—
K	3/8	9.5	65	B1613-512-K0H	76	400-25806	88	228-17050	—	—
L	1/2	12.7	66	B1613-512-L0H	77	400-25808	89	228-17159	—	—
M	5/8	15.9	67	B1613-512-M0H	78	400-25809	90	400-33945	—	—
N	3/4	19.1	68	B1613-512-N0H	79	400-25810	91	400-33947	—	—
P	7/8	22.2	69	B1613-512-P0H	80	400-25811	92	400-33949	—	—
Q	1	25.4	70	B1613-512-Q0H	81	400-25812	93	400-33951	—	—

TABLE OF EXCHANGING GAUGE PARTS (LH-3588A TYPE G)

No.	Parts No.	Parts name	Remarks	Level	Cons	Qty
95	40094776	ASSY_PRESSER_FOOT_G1/4				1



TABLE OF EXCHANGING GAUGE PARTS (LH-3578A-7 TYPE G)

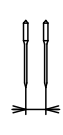

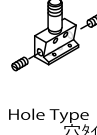
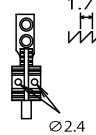
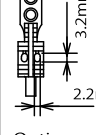
Code コード	Needle gauge size 針 幅		Throat plate 針 板		Needle clamp asm. 針 留 組		Feed dog 送 り 歯			
	inch	mm	No.	Part No.	No.	Part No.	No.	Part No.	No.	Part No.
A	3/32	2.4	—	—	17	101-47551	—	—	—	—
B	1/8	3.2	1	400-35881	18	101-47650	—	—	50	400-53705
C	5/32	4.0	2	400-25485	19	101-47759	36	400-71911	—	—
D	3/16	4.8	3	400-95289	20	101-47858	37	400-35891	51	400-25831
E	7/32	5.6	4	400-25491	21	101-47957	38	400-50009	52	400-25832
F	1/4	6.4	5	400-94773	22	101-48054	39	400-35892	53	400-25833
G	9/32	7.1	6	400-25493	23	101-48153	40	400-50010	54	400-25834
H	5/16	7.9	7	400-25494	24	101-48252	41	400-50011	55	400-25835
K	3/8	9.5	8	400-25495	25	101-48351	42	400-35893	56	400-25836
W	7/16	11.1	9	400-25496	26	101-48450	—	—	57	400-25837
L	1/2	12.7	10	400-25498	27	101-48559	43	400-35894	58	400-25838
M	5/8	15.9	11	400-25499	28	101-48658	44	400-71912	59	400-25839
N	3/4	19.1	12	400-25500	29	101-48757	45	400-35895	60	400-25840
P	7/8	22.2	13	400-25502	30	101-48856	46	400-71913	61	400-25841
Q	1	25.4	14	400-25503	31	101-48955	47	400-71914	62	400-25842
R	1-1/8	28.6	15	400-25504	32	101-49052	48	400-71915	63	400-25843
S	1-1/4	31.8	16	400-25505	33	101-49151	49	400-71916	64	400-25844
T	1-3/8	34.9	—	—	34	101-49250	—	—	—	—
U	1-1/2	38.1	—	—	35	101-49359	—	—	—	—

Code コード	Needle gauge size 針 幅		Presser foot asm. 押 さ え(組)		Swivel guide Presser asm. ス イ フ ル カ イ ト 押 さ え (組)		Sliding plate asm. (Left) 滑 り 板(左)組		Sliding plate asm. (Right) 滑 り 板(右)組		Sliding plate asm. (Left) 滑 り 板(左)組		Sliding plate asm. (Front) 滑 り 板(前) 組	
	inch	mm	No.	Part No.	No.	Part No.	No.	Part No.	No.	Part No.	No.	Part No.	No.	Part No.
B	1/8	3.2	—	—	—	—	—	—	—	—	—	—	—	—
C	5/32	4.0	65	400-71909	—	—	—	—	—	—	—	—	—	—
D	3/16	4.8	66	228-16557	80	400-95293	—	—	—	—	—	—	—	—
E	7/32	5.6	67	228-16656	—	—	—	—	—	—	—	—	—	—
F	1/4	6.4	68	228-16755	81	400-94776	82	400-25247	86	400-25235	90	400-51633	—	—
G	9/32	7.1	69	228-16854	—	—	—	—	—	—	—	—	—	—
H	5/16	7.9	70	228-16953	—	—	—	—	—	—	—	—	—	—
K	3/8	9.5	71	228-17050	—	—	—	—	—	—	—	—	—	—
W	7/16	11.1	72	400-33941	—	—	—	—	—	—	—	—	94	400-42880
L	1/2	12.7	73	228-17159	—	—	—	—	—	—	—	—	—	—
M	5/8	15.9	74	400-33945	—	—	83	400-25248	87	400-25236	91	400-45729	—	—
N	3/4	19.1	75	400-33947	—	—	—	—	—	—	—	—	—	—
P	7/8	22.2	76	400-33949	—	—	—	—	—	—	—	—	—	—
Q	1	25.4	77	400-33951	—	—	84	400-25249	88	400-25239	92	400-45730	—	—
R	1-1/8	28.6	78	400-33953	—	—	—	—	—	—	—	—	—	—
S	1-1/4	31.8	79	400-33955	—	—	85	400-25250	89	400-25240	93	400-45731	—	—

TABLE OF EXCHANGING GAUGE PARTS (LH-3578A-7 TYPE G)

No.	Parts No.	Parts name	Remarks	Level	Cons	Qty
1	40035881	THROAT_PLATE_TRIM_1/8				1
2	40025485	THROAT_PLATE_TRIM 5/32				1
3	40095289	THROAT_PLATE_TRIM 3/16				1
4	40025491	THROAT_PLATE_TRIM-7/32				1
5	40094773	THROAT_PLATE_TRIM 1/4				1
6	40025493	THROAT_PLATE_TRIM-9/32				1
7	40025494	THROAT_PLATE_TRIM-5/16				1
8	40025495	THROAT_PLATE_TRIM-3/8				1
9	40025496	THROAT_PLATE_TRIM-7/16				1
10	40025498	THROAT_PLATE_TRIM-1/2				1
11	40025499	THROAT_PLATE_TRIM-5/8				1
12	40025500	THROAT_PLATE_TRIM-3/4				1
13	40025502	THROAT_PLATE_TRIM-7/8				1
14	40025503	THROAT_PLATE_TRIM-1				1
15	40025504	THROAT_PLATE_TRIM-1-1/8				1
16	40025505	THROAT_PLATE_TRIM-1-1/4				1
17	10147551	NEEDLE CLAMP ASM. 3/32				1
18	10147650	NEEDLE CLAMP ASM. 1/8				1
19	10147759	NEEDLE CLAMP ASM. 5/32				1
20	10147858	NEEDLE CLAMP ASM. 3/16				1
21	10147957	NEEDLE CLAMP ASM. 7/32				1
22	10148054	NEEDLE CLAMP ASM. 1/4				1
23	10148153	NEEDLE CLAMP ASM. 9/32				1
24	10148252	NEEDLE CLAMP ASM. 5/16				1
25	10148351	NEEDLE CLAMP ASM. 3/8				1
26	10148450	NEEDLE CLAMP ASM. 7/16				1
27	10148559	NEEDLE CLAMP ASM. 1/2				1
28	10148658	NEEDLE CLAMP ASM. 5/8				1
29	10148757	NEEDLE CLAMP ASM. 3/4				1
30	10148856	NEEDLE CLAMP ASM. 7/8				1
31	10148955	NEEDLE CLAMP ASM. 1				1
32	10149052	NEEDLE CLAMP ASM. 1-1/8				1
33	10149151	NEEDLE CLAMP ASM. 1-1/4				1
34	10149250	NEEDLE CLAMP ASM. 1-3/8				1
35	10149359	NEEDLE CLAMP ASM. 1-1/2				1
36	40071911	FEED_DOG_7G_5/32				1
37	40035891	FEED_DOG_TYPE_7G_3/16				1
38	40050009	FEED_DOG_TYPE_7G_7/32				1
39	40035892	FEED_DOG_TYPE_7G_1/4				1
40	40050010	FEED_DOG_TYPE_7G_9/32				1
41	40050011	FEED_DOG_TYPE_7G_5/16				1
42	40035893	FEED_DOG_TYPE_7G_3/8				1
43	40035894	FEED_DOG_TYPE_7G_1/2				1
44	40071912	FEED_DOG_7G_5/8				1
45	40035895	FEED_DOG_TYPE_7G_3/4				1
46	40071913	FEED_DOG_7G_7/8				1
47	40071914	FEED_DOG_7G_1				1

TABLE OF EXCHANGING GAUGE PARTS (LH-3578A-7 TYPE G)

Needle gauge size 針 幅		Throat plate 針 板		Needle clamp asm. 針 留 組		Feed dog 送 り 歯				
Code コード					 Hole Type 穴タイプ		 1.7 Ø2.4		 Option オプション 3.2mm 2.2mm 1.7	
	inch	mm	No.	Part No.	No.	Part No.	No.	Part No.	No.	Part No.
A	3/32	2.4	—	—	17	101-47551	—	—	—	—
B	1/8	3.2	1	400-35881	18	101-47650	—	—	50	400-53705
C	5/32	4.0	2	400-25485	19	101-47759	36	400-71911	—	—
D	3/16	4.8	3	400-95289	20	101-47858	37	400-35891	51	400-25831
E	7/32	5.6	4	400-25491	21	101-47957	38	400-50009	52	400-25832
F	1/4	6.4	5	400-94773	22	101-48054	39	400-35892	53	400-25833
G	9/32	7.1	6	400-25493	23	101-48153	40	400-50010	54	400-25834
H	5/16	7.9	7	400-25494	24	101-48252	41	400-50011	55	400-25835
K	3/8	9.5	8	400-25495	25	101-48351	42	400-35893	56	400-25836
W	7/16	11.1	9	400-25496	26	101-48450	—	—	57	400-25837
L	1/2	12.7	10	400-25498	27	101-48559	43	400-35894	58	400-25838
M	5/8	15.9	11	400-25499	28	101-48658	44	400-71912	59	400-25839
N	3/4	19.1	12	400-25500	29	101-48757	45	400-35895	60	400-25840
P	7/8	22.2	13	400-25502	30	101-48856	46	400-71913	61	400-25841
Q	1	25.4	14	400-25503	31	101-48955	47	400-71914	62	400-25842
R	1-1/8	28.6	15	400-25504	32	101-49052	48	400-71915	63	400-25843
S	1-1/4	31.8	16	400-25505	33	101-49151	49	400-71916	64	400-25844
T	1-3/8	34.9	—	—	34	101-49250	—	—	—	—
U	1-1/2	38.1	—	—	35	101-49359	—	—	—	—

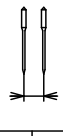
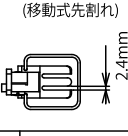
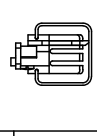
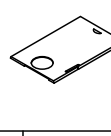
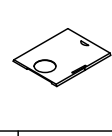
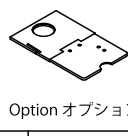
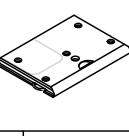










Needle gauge size 針 幅		Presser foot asm. 押 さ え(組)		Swivel guide Presser asm. ス イ フ ル カ イ ト 押 さ え (組)		Sliding plate asm. (Left) 滑 り 板(左)組		Sliding plate asm. (Right) 滑 り 板(右)組		Sliding plate asm. (Left) 滑 り 板(左)組		Sliding plate asm. (Front) 滑 り 板(前) 組		
Code コード			 (Tip-divided) (移動式先割れ) 2.4mm								 Option オプション			
	inch	mm	No.	Part No.	No.	Part No.	No.	Part No.	No.	Part No.	No.	Part No.	No.	Part No.
B	1/8	3.2	—	—	—	—	—	—	—	—	—	—	—	—
C	5/32	4.0	65	400-71909	—	—	—	—	—	—	—	—	—	—
D	3/16	4.8	66	228-16557	80	400-95293	—	—	—	—	—	—	—	—
E	7/32	5.6	67	228-16656	—	—	—	—	—	—	—	—	—	—
F	1/4	6.4	68	228-16755	81	400-94776	82	400-25247	86	400-25235	90	400-51633	—	—
G	9/32	7.1	69	228-16854	—	—	—	—	—	—	—	—	—	—
H	5/16	7.9	70	228-16953	—	—	—	—	—	—	—	—	—	—
K	3/8	9.5	71	228-17050	—	—	—	—	—	—	—	—	—	—
W	7/16	11.1	72	400-33941	—	—	—	—	—	—	—	—	94	400-42880
L	1/2	12.7	73	228-17159	—	—	—	—	—	—	—	—	—	—
M	5/8	15.9	74	400-33945	—	—	83	400-25248	87	400-25236	91	400-45729	—	—
N	3/4	19.1	75	400-33947	—	—	—	—	—	—	—	—	—	—
P	7/8	22.2	76	400-33949	—	—	—	—	—	—	—	—	—	—
Q	1	25.4	77	400-33951	—	—	84	400-25249	88	400-25239	92	400-45730	—	—
R	1-1/8	28.6	78	400-33953	—	—	—	—	—	—	—	—	—	—
S	1-1/4	31.8	79	400-33955	—	—	85	400-25250	89	400-25240	93	400-45731	—	—

TABLE OF EXCHANGING GAUGE PARTS (LH-3578A-7 TYPE G)

No.	Parts No.	Parts name	Remarks	Level	Cons	Qty
48	40071915	FEED_DOG_7G_1-1/8				1
49	40071916	FEED_DOG_7G_1-1/4				1
50	40053705	FEED_DOG_TYPE_7G_1/8				1
51	40025831	FEED_DOG_TYPE_7G_3/16				1
52	40025832	FEED_DOG_TYPE_7G_7/32				1
53	40025833	FEED_DOG_TYPE_7G_1/4				1
54	40025834	FEED_DOG_TYPE_7G_9/32				1
55	40025835	FEED_DOG_TYPE_7G_5/16				1
56	40025836	FEED_DOG_TYPE_7G_3/8				1
57	40025837	FEED_DOG_TYPE_7G_7/16				1
58	40025838	FEED_DOG_TYPE_7G_1/2				1
59	40025839	FEED_DOG_TYPE_7G_5/8				1
60	40025840	FEED_DOG_TYPE_7G_3/4				1
61	40025841	FEED_DOG_TYPE_7G_7/8				1
62	40025842	FEED_DOG_TYPE_7G_1				1
63	40025843	FEED_DOG_TYPE_7G_1-1/8				1
64	40025844	FEED_DOG_TYPE_7G_1-1/4				1
65	40071909	PRESSER_FOOT_ASM_G_5/32				1
66	22816557	TIP-DIVIDED PRESSER ASM. 3/16				1
67	22816656	TIP-DIVIDED PRESSER ASM. 7/32				1
68	22816755	PRESSER FOOT ASM. 1/4				1
69	22816854	TIP-DIVIDED PRESSER ASM. 9/32				1
70	22816953	TIP-DIVIDED PRESSER ASM. 5/16				1
71	22817050	PRESSER FOOT ASM. D=2.4 (3/8)				1
72	40033941	TIP-DIVIDED_PRESSER_ASM_7/16				1
73	22817159	PRESSER FOOT ASM. D=2.4 (1/2)				1
74	40033945	TIP-DIVIDED_PRESSER_ASM_5/8				1
75	40033947	TIP-DIVIDED_PRESSER_ASM_3/4				1
76	40033949	TIP-DIVIDED_PRESSER_ASM_7/8				1
77	40033951	TIP-DIVIDED_PRESSER_ASM_1				1
78	40033953	TIP-DIVIDED_PRESSER_ASM_1_1/8				1
79	40033955	TIP-DIVIDED_PRESSER_ASM_1_1/4				1
80	40095293	ASSY_PRESSER_FOOT_G3/16				1
81	40094776	ASSY_PRESSER_FOOT_G1/4				1
82	40025247	ASSY_SLIDE_PLATE-L-A				1
83	40025248	ASSY_SLIDE_PLATE-L-B				1
84	40025249	ASSY_SLIDE_PLATE-L-C				1
85	40025250	ASSY_SLIDE_PLATE-L-D				1
86	40025235	ASSY_SLIDE_PLATE-R-A				1
87	40025236	ASSY_SLIDE_PLATE-R-B				1
88	40025239	ASSY_SLIDE_PLATE-R-C				1
89	40025240	ASSY_SLIDE_PLATE-R-D				1
90	40051633	ASSY_SLIDE_PLATE_L				1
91	40045729	ASSY_SIDE_PLATE-L-B				1
92	40045730	ASSY_SIDE_PLATE-L-C				1
93	40045731	ASSY_SIDE_PLATE-L-D				1
94	40042880	ASSY_SLIDE_PLATE_F				1

TABLE OF EXCHANGING GAUGE PARTS (LH-3588A-7 TYPE G)

Needle gauge size 針 幅		Feed Dog 送 り 歯				Throat plate 針 板		Presser foot asm. 押 さ え(組)		Swivel guide Presser asm. ス イ ヱ ッ ル カ ン イ ト 押 さ え (組)		
Code コ ー ト												
	inch	mm	No.	Part No.	No.	Part No.	No.	Part No.	No.	Part No.		
B	1/8	3.2	—	—	13	400-53705	25	400-35881	38	400-35896	—	—
C	5/32	4.0	1	400-71911	—	—	26	400-25485	39	400-71909	—	—
D	3/16	4.8	2	400-35891	14	400-25831	27	400-95289	40	228-16557	51	400-95293
E	7/32	5.6	3	400-50009	15	400-25832	28	400-25491	41	228-16656	—	—
F	1/4	6.4	4	400-35892	16	400-25833	29	400-94773	42	228-16755	52	400-94776
G	9/32	7.1	5	400-50010	17	400-25834	30	400-25493	43	228-16854	—	—
H	5/16	7.9	6	400-50011	18	400-25835	31	400-25494	44	228-16953	—	—
K	3/8	9.5	7	400-35893	19	400-25836	32	400-25495	45	228-17050	—	—
L	1/2	12.7	8	400-35894	20	400-25838	33	400-25498	46	228-17159	—	—
M	5/8	15.9	9	400-71912	21	400-25839	34	400-25499	47	400-33945	—	—
N	3/4	19.1	10	400-35895	22	400-25840	35	400-25500	48	400-33947	—	—
P	7/8	22.2	11	400-71913	23	400-25841	36	400-25502	49	400-33949	—	—
Q	1	25.4	12	400-71914	24	400-25842	37	400-25503	50	400-33951	—	—

Needle gauge size 針 幅		Needle clamp asm.(for DP 5) 針 留 組(D P 5 用)				Needle clamp asm.(for DP 17) 針 留 組(D P 1 7 用)				
Code コ ー ト			Needle clamp asm. (Left) 針 留(左)組  (Hole Type 穴タイプ)		Needle clamp asm. (Right) 針 留(右)組  (Hole Type 穴タイプ)		Needle clamp asm. (Left) 針 留(左)組  Option オプション		Needle clamp asm. (Right) 針 留(右)組  Option オプション	
	inch	mm	No.	Part No.	No.	Part No.	No.	Part No.	No.	Part No.
B	1/8	3.2	53	B1402-528-BA0-A	53	B1402-528-BA0-A	77	B1402-526-BA0-A	77	B1402-526-BA0-A
C	5/32	4.0	54	B1402-528-CA0-A	54	B1402-528-CA0-A	78	B1402-526-CA0-A	78	B1402-526-CA0-A
D	3/16	4.8	55	B1402-528-DAL-A	66	B1402-528-DAR-A	79	B1402-526-DAL-A	89	B1402-526-DAR-A
E	7/32	5.6	56	B1402-528-EAL	67	B1402-528-EAR	80	102-28559	90	102-28567
F	1/4	6.4	57	B1402-528-FAL-A	68	B1402-528-FAR-A	81	B1402-526-FAL-A	91	B1402-526-FAR-A
G	9/32	7.1	58	B1402-528-GAL	69	B1402-528-GAR	82	B1402-526-GAL-A	92	B1402-526-GAR-A
H	5/16	7.9	59	B1402-528-HAL-A	70	B1402-528-HAR-A	83	B1402-526-HAL-A	93	B1402-526-HAR-A
K	3/8	9.5	60	B1402-528-KAL-A	71	B1402-528-KAR-A	84	B1402-526-KAL-A	94	B1402-526-KAR-A
L	1/2	12.7	61	B1402-528-LAL	72	B1402-528-LAR	85	B1402-526-LAL-A	95	B1402-526-LAR-A
M	5/8	15.9	62	B1402-528-MAL	73	B1402-528-MAR	86	102-28856	96	102-28864
N	3/4	19.1	63	B1402-528-NAL	74	B1402-528-NAR	87	102-28955	97	102-28963
P	7/8	22.2	64	B1402-528-PAL	75	B1402-528-PAR	—	—	—	—
Q	1	25.4	65	B1402-528-QAL	76	B1402-528-QAR	88	102-29151	98	102-29169
















Needle gauge size 針 幅		Sliding plate asm. (Left) 滑 り 板(左)組		Sliding plate asm. (Right) 滑 り 板(右)組		Sliding plate asm. (Left) 滑 り 板(左)組		Sliding plate asm. (Front) 滑 り 板(前) 組		
Code コ ー ト										
	inch	mm	No.	Part No.	No.	Part No.	No.	Part No.	No.	Part No.
B	1/8	3.2	99	400-25247	102	400-25235	105	400-51633	108	400-42880
C	5/32	4.0								
D	3/16	4.8								
E	7/32	5.6								
F	1/4	6.4								
G	9/32	7.1								
H	5/16	7.9	100	400-25248	103	400-25236	106	400-45729		
K	3/8	9.5								
L	1/2	12.7								
M	5/8	15.9	101	400-25249	104	400-25239	107	400-45730		
N	3/4	19.1								
P	7/8	22.2								
Q	1	25.4								

TABLE OF EXCHANGING GAUGE PARTS (LH-3588A-7 TYPE G)

No.	Parts No.	Parts name	Remarks	Level	Cons	Qty
1	40071911	FEED_DOG_7G_5/32				1
2	40035891	FEED_DOG_TYPE_7G_3/16				1
3	40050009	FEED_DOG_TYPE_7G_7/32				1
4	40035892	FEED_DOG_TYPE_7G_1/4				1
5	40050010	FEED_DOG_TYPE_7G_9/32				1
6	40050011	FEED_DOG_TYPE_7G_5/16				1
7	40035893	FEED_DOG_TYPE_7G_3/8				1
8	40035894	FEED_DOG_TYPE_7G_1/2				1
9	40071912	FEED_DOG_7G_5/8				1
10	40035895	FEED_DOG_TYPE_7G_3/4				1
11	40071913	FEED_DOG_7G_7/8				1
12	40071914	FEED_DOG_7G_1				1
13	40053705	FEED_DOG_TYPE_7G_1/8				1
14	40025831	FEED_DOG_TYPE_7G_3/16				1
15	40025832	FEED_DOG_TYPE_7G_7/32				1
16	40025833	FEED_DOG_TYPE_7G_1/4				1
17	40025834	FEED_DOG_TYPE_7G_9/32				1
18	40025835	FEED_DOG_TYPE_7G_5/16				1
19	40025836	FEED_DOG_TYPE_7G_3/8				1
20	40025838	FEED_DOG_TYPE_7G_1/2				1
21	40025839	FEED_DOG_TYPE_7G_5/8				1
22	40025840	FEED_DOG_TYPE_7G_3/4				1
23	40025841	FEED_DOG_TYPE_7G_7/8				1
24	40025842	FEED_DOG_TYPE_7G_1				1
25	40035881	THROAT_PLATE_TRIM_1/8				1
26	40025485	THROAT_PLATE_TRIM 5/32				1
27	40095289	THROAT_PLATE_TRIM 3/16				1
28	40025491	THROAT_PLATE_TRIM-7/32				1
29	40094773	THROAT_PLATE_TRIM 1/4				1
30	40025493	THROAT_PLATE_TRIM-9/32				1
31	40025494	THROAT_PLATE_TRIM-5/16				1
32	40025495	THROAT_PLATE_TRIM-3/8				1
33	40025498	THROAT_PLATE_TRIM-1/2				1
34	40025499	THROAT_PLATE_TRIM-5/8				1
35	40025500	THROAT_PLATE_TRIM-3/4				1
36	40025502	THROAT_PLATE_TRIM-7/8				1
37	40025503	THROAT_PLATE_TRIM-1				1
38	40035896	PRESSER FOOT ASM.				1
39	40071909	PRESSER_FOOT_ASM_G_5/32				1
40	22816557	TIP-DIVIDED PRESSER ASM. 3/16				1
41	22816656	TIP-DIVIDED PRESSER ASM. 7/32				1
42	22816755	PRESSER FOOT ASM. 1/4				1
43	22816854	TIP-DIVIDED PRESSER ASM. 9/32				1
44	22816953	TIP-DIVIDED PRESSER ASM. 5/16				1
45	22817050	PRESSER FOOT ASM. D=2.4 (3/8)				1
46	22817159	PRESSER FOOT ASM. D=2.4 (1/2)				1
47	40033945	TIP-DIVIDED_PRESSER_ASM_5/8				1

TABLE OF EXCHANGING GAUGE PARTS (LH-3588A-7 TYPE G)

Needle gauge size 針 幅		Feed Dog 送 り 歯				Throat plate 針 板		Presser foot asm. 押 さ え(組)		Swivel guide Presser asm. ス イ ッ プ ル カ ン イ ト 押 さ え (組)		
Code コ ー ト												
	inch	mm	No.	Part No.	No.	Part No.	No.	Part No.	No.	Part No.		
B	1/8	3.2	—	—	13	400-53705	25	400-35881	38	400-35896	—	—
C	5/32	4.0	1	400-71911	—	—	26	400-25485	39	400-71909	—	—
D	3/16	4.8	2	400-35891	14	400-25831	27	400-95289	40	228-16557	51	400-95293
E	7/32	5.6	3	400-50009	15	400-25832	28	400-25491	41	228-16656	—	—
F	1/4	6.4	4	400-35892	16	400-25833	29	400-94773	42	228-16755	52	400-94776
G	9/32	7.1	5	400-50010	17	400-25834	30	400-25493	43	228-16854	—	—
H	5/16	7.9	6	400-50011	18	400-25835	31	400-25494	44	228-16953	—	—
K	3/8	9.5	7	400-35893	19	400-25836	32	400-25495	45	228-17050	—	—
L	1/2	12.7	8	400-35894	20	400-25838	33	400-25498	46	228-17159	—	—
M	5/8	15.9	9	400-71912	21	400-25839	34	400-25499	47	400-33945	—	—
N	3/4	19.1	10	400-35895	22	400-25840	35	400-25500	48	400-33947	—	—
P	7/8	22.2	11	400-71913	23	400-25841	36	400-25502	49	400-33949	—	—
Q	1	25.4	12	400-71914	24	400-25842	37	400-25503	50	400-33951	—	—

Needle gauge size 針 幅		Needle clamp asm.(for DP 5) 針 留 組(D P 5 用)				Needle clamp asm.(for DP 1 7) 針 留 組(D P 1 7 用)				
Code コ ー ト			Needle clamp asm. (Left) 針 留(左)組  (Hole Type 穴タイプ)		Needle clamp asm. (Right) 針 留(右)組  (Hole Type 穴タイプ)		Needle clamp asm. (Left) 針 留(左)組  Option オプション		Needle clamp asm. (Right) 針 留(右)組  Option オプション	
	inch	mm	No.	Part No.	No.	Part No.	No.	Part No.	No.	Part No.
B	1/8	3.2	53	B1402-528-BA0-A	53	B1402-528-BA0-A	77	B1402-526-BA0-A	77	B1402-526-BA0-A
C	5/32	4.0	54	B1402-528-CA0-A	54	B1402-528-CA0-A	78	B1402-526-CA0-A	78	B1402-526-CA0-A
D	3/16	4.8	55	B1402-528-DAL-A	66	B1402-528-DAR-A	79	B1402-526-DAL-A	89	B1402-526-DAR-A
E	7/32	5.6	56	B1402-528-EAL	67	B1402-528-EAR	80	102-28559	90	102-28567
F	1/4	6.4	57	B1402-528-FAL-A	68	B1402-528-FAR-A	81	B1402-526-FAL-A	91	B1402-526-FAR-A
G	9/32	7.1	58	B1402-528-GAL	69	B1402-528-GAR	82	B1402-526-GAL-A	92	B1402-526-GAR-A
H	5/16	7.9	59	B1402-528-HAL-A	70	B1402-528-HAR-A	83	B1402-526-HAL-A	93	B1402-526-HAR-A
K	3/8	9.5	60	B1402-528-KAL-A	71	B1402-528-KAR-A	84	B1402-526-KAL-A	94	B1402-526-KAR-A
L	1/2	12.7	61	B1402-528-LAL	72	B1402-528-LAR	85	B1402-526-LAL-A	95	B1402-526-LAR-A
M	5/8	15.9	62	B1402-528-MAL	73	B1402-528-MAR	86	102-28856	96	102-28864
N	3/4	19.1	63	B1402-528-NAL	74	B1402-528-NAR	87	102-28955	97	102-28963
P	7/8	22.2	64	B1402-528-PAL	75	B1402-528-PAR	—	—	—	—
Q	1	25.4	65	B1402-528-QAL	76	B1402-528-QAR	88	102-29151	98	102-29169











Needle gauge size 針 幅		Sliding plate asm. (Left) 滑 り 板(左)組		Sliding plate asm. (Right) 滑 り 板(右)組		Sliding plate asm. (Left) 滑 り 板(左)組		Sliding plate asm. (Front) 滑 り 板(前)組		
Code コ ー ト										
	inch	mm	No.	Part No.	No.	Part No.	No.	Part No.	No.	Part No.
B	1/8	3.2	99	400-25247	102	400-25235	105	400-51633	108	400-42880
C	5/32	4.0								
D	3/16	4.8								
E	7/32	5.6								
F	1/4	6.4								
G	9/32	7.1								
H	5/16	7.9	100	400-25248	103	400-25236	106	400-45729		
K	3/8	9.5								
L	1/2	12.7								
M	5/8	15.9	101	400-25249	104	400-25239	107	400-45730		
N	3/4	19.1								
P	7/8	22.2								
Q	1	25.4								






TABLE OF EXCHANGING GAUGE PARTS (LH-3588A-7 TYPE G)

No.	Parts No.	Parts name	Remarks	Level	Cons	Qty
48	40033947	TIP-DIVIDED_PRESSER_ASM_3/4				1
49	40033949	TIP-DIVIDED_PRESSER_ASM_7/8				1
50	40033951	TIP-DIVIDED_PRESSER_ASM_1				1
51	40095293	ASSY_PRESSER_FOOT_G3/16				1
52	40094776	ASSY_PRESSER_FOOT_G1/4				1
53	B1402528BA0A	NEEDLE CLAMP ASM. 1/8				1
54	B1402528CA0A	NEEDLE CLAMP ASM. 5/32				1
55	B1402528DALA	NEEDLE CLAMP ASM. LEFT				1
56	B1402528EAL	NEEDLE CLAMP ASM. 7/32				1
57	B1402528FALA	NEEDLE CLAMP ASM. 1/4				1
58	B1402528GAL	NEEDLE CLAMP ASM., LEFT				1
59	B1402528HALA	NEEDLE CLAMP ASM. 5/16				1
60	B1402528KALA	NEEDLE CLAMP ASM. 3/8				1
61	B1402528LAL	NEEDLE CLAMP ASM., LEFT 1/2				1
62	B1402528MAL	NEEDLE CLAMP ASM., LEFT 5/8				1
63	B1402528NAL	NEEDLE CLAMP ASM., LEFT 3/4				1
64	B1402528PAL	NEEDLE CLAMP ASM. LEFT 7/8				1
65	B1402528QAL	NEEDLE CLAMP ASM., LEFT 1				1
66	B1402528DARA	NEEDLE CLAMP ASM. RIGHT				1
67	B1402528EAR	NEEDLE CLAMP ASM. 7/32				1
68	B1402528FARA	NEEDLE CLAMP ASM. 1/4				1
69	B1402528GAR	NEEDLE CLAMP ASM., RIGHT				1
70	B1402528HARA	NEEDLE CLAMP ASM. 5/16				1
71	B1402528KARA	NEEDLE CLAMP ASM. 3/8				1
72	B1402528LAR	NEEDLE CLAMP ASM., RIGHT 1/2				1
73	B1402528MAR	NEEDLE CLAMP ASM., RIGHT 5/8				1
74	B1402528NAR	NEEDLE CLAMP ASM., RIGHT 3/4				1
75	B1402528PAR	NEEDLE CLAMP ASM. RIGHT 7/8				1
76	B1402528QAR	NEEDLE CLAMP ASM., RIGHT 1				1
77	B1402526BA0A	NEEDLE CLAMP ASM. 1/8				1
78	B1402526CA0A	NEEDLE CLAMP ASM. 5/32				1
79	B1402526DALA	NEEDLE CLAMP LEFT ASM. 3/16				1
80	10228559	NEEDLE CLAMP ASM. LEFT 7/32				1
81	B1402526FALA	NEEDLE CLAMP LEFT ASM. 1/4				1
82	B1402526GALA	NEEDLE CLAMP LEFT ASM. 9/32				1
83	B1402526HALA	NEEDLE CLAMP LEFT ASM. 5/16				1
84	B1402526KALA	NEEDLE CLAMP LEFT ASM. 3/8				1
85	B1402526LALA	NEEDLE CLAMP LEFT ASM.				1
86	10228856	NEEDLE CLAMP ASM. LEFT 5/8				1
87	10228955	NEEDLE CLAMP ASM. LEFT 3/4				1
88	10229151	NEEDLE CLAMP ASM. LEFT 1				1
89	B1402526DARA	NEEDLE CLAMP RIGHT ASM. 3/16				1
90	10228567	NEEDLE CLAMP ASM. RIGHT 7/32				1
91	B1402526FARA	NEEDLE CLAMP RIGHT ASM. 1/4				1
92	B1402526GARA	NEEDLE CLAMP RIGHT ASM. 9/32				1
93	B1402526HARA	NEEDLE CLAMP RIGHT ASM. 5/16				1
94	B1402526KARA	NEEDLE CLAMP RIGHT ASM. 3/8				1



TABLE OF EXCHANGING GAUGE PARTS (LH-3588A-7 TYPE G)

Needle gauge size 針 幅		Feed Dog 送 り 歯				Throat plate 針 板		Presser foot asm. 押 さ え(組)		Swivel guide Presser asm. ス イ ッ プ ル カ ン イ ト 押 さ え (組)		
Code コ ー ト												
	inch	mm	No.	Part No.	No.	Part No.	No.	Part No.	No.	Part No.		
B	1/8	3.2	—	—	13	400-53705	25	400-35881	38	400-35896	—	—
C	5/32	4.0	1	400-71911	—	—	26	400-25485	39	400-71909	—	—
D	3/16	4.8	2	400-35891	14	400-25831	27	400-95289	40	228-16557	51	400-95293
E	7/32	5.6	3	400-50009	15	400-25832	28	400-25491	41	228-16656	—	—
F	1/4	6.4	4	400-35892	16	400-25833	29	400-94773	42	228-16755	52	400-94776
G	9/32	7.1	5	400-50010	17	400-25834	30	400-25493	43	228-16854	—	—
H	5/16	7.9	6	400-50011	18	400-25835	31	400-25494	44	228-16953	—	—
K	3/8	9.5	7	400-35893	19	400-25836	32	400-25495	45	228-17050	—	—
L	1/2	12.7	8	400-35894	20	400-25838	33	400-25498	46	228-17159	—	—
M	5/8	15.9	9	400-71912	21	400-25839	34	400-25499	47	400-33945	—	—
N	3/4	19.1	10	400-35895	22	400-25840	35	400-25500	48	400-33947	—	—
P	7/8	22.2	11	400-71913	23	400-25841	36	400-25502	49	400-33949	—	—
Q	1	25.4	12	400-71914	24	400-25842	37	400-25503	50	400-33951	—	—

Needle gauge size 針 幅		Needle clamp asm.(for DP 5) 針 留 組(D P 5 用)				Needle clamp asm.(for DP 1 7) 針 留 組(D P 1 7 用)				
Code コ ー ト			Needle clamp asm. (Left) 針 留(左)組  (Hole Type 穴タイプ)		Needle clamp asm. (Right) 針 留(右)組  (Hole Type 穴タイプ)		Needle clamp asm. (Left) 針 留(左)組  Option オプション		Needle clamp asm. (Right) 針 留(右)組  Option オプション	
	inch	mm	No.	Part No.	No.	Part No.	No.	Part No.	No.	Part No.
B	1/8	3.2	53	B1402-528-BA0-A	53	B1402-528-BA0-A	77	B1402-526-BA0-A	77	B1402-526-BA0-A
C	5/32	4.0	54	B1402-528-CA0-A	54	B1402-528-CA0-A	78	B1402-526-CA0-A	78	B1402-526-CA0-A
D	3/16	4.8	55	B1402-528-DAL-A	66	B1402-528-DAR-A	79	B1402-526-DAL-A	89	B1402-526-DAR-A
E	7/32	5.6	56	B1402-528-EAL	67	B1402-528-EAR	80	102-28559	90	102-28567
F	1/4	6.4	57	B1402-528-FAL-A	68	B1402-528-FAR-A	81	B1402-526-FAL-A	91	B1402-526-FAR-A
G	9/32	7.1	58	B1402-528-GAL	69	B1402-528-GAR	82	B1402-526-GAL-A	92	B1402-526-GAR-A
H	5/16	7.9	59	B1402-528-HAL-A	70	B1402-528-HAR-A	83	B1402-526-HAL-A	93	B1402-526-HAR-A
K	3/8	9.5	60	B1402-528-KAL-A	71	B1402-528-KAR-A	84	B1402-526-KAL-A	94	B1402-526-KAR-A
L	1/2	12.7	61	B1402-528-LAL	72	B1402-528-LAR	85	B1402-526-LAL-A	95	B1402-526-LAR-A
M	5/8	15.9	62	B1402-528-MAL	73	B1402-528-MAR	86	102-28856	96	102-28864
N	3/4	19.1	63	B1402-528-NAL	74	B1402-528-NAR	87	102-28955	97	102-28963
P	7/8	22.2	64	B1402-528-PAL	75	B1402-528-PAR	—	—	—	—
Q	1	25.4	65	B1402-528-QAL	76	B1402-528-QAR	88	102-29151	98	102-29169






Needle gauge size 針 幅		Sliding plate asm. (Left) 滑 り 板(左)組		Sliding plate asm. (Right) 滑 り 板(右)組		Sliding plate asm. (Left) 滑 り 板(左)組		Sliding plate asm. (Front) 滑 り 板(前)組		
Code コ ー ト										
	inch	mm	No.	Part No.	No.	Part No.	No.	Part No.	No.	Part No.
B	1/8	3.2	99	400-25247	102	400-25235	105	400-51633	108	400-42880
C	5/32	4.0								
D	3/16	4.8								
E	7/32	5.6								
F	1/4	6.4								
G	9/32	7.1								
H	5/16	7.9	100	400-25248	103	400-25236	106	400-45729		
K	3/8	9.5								
L	1/2	12.7								
M	5/8	15.9	101	400-25249	104	400-25239	107	400-45730		
N	3/4	19.1								
P	7/8	22.2								
Q	1	25.4								

TABLE OF EXCHANGING GAUGE PARTS (LH-3588A-7 TYPE G)

No.	Parts No.	Parts name	Remarks	Level	Cons	Qty
95	B1402526LARA	NEEDLE CLAMP RIGHT ASM.				1
96	10228864	NEEDLE CLAMP ASM. RIGHT 5/8				1
97	10228963	NEEDLE CLAMP ASM. RIGHT 3/4				1
98	10229169	NEEDLE CLAMP ASM. RIGHT 1				1
99	40025247	ASSY_SLIDE_PLATE-L-A				1
100	40025248	ASSY_SLIDE_PLATE-L-B				1
101	40025249	ASSY_SLIDE_PLATE-L-C				1
102	40025235	ASSY_SLIDE_PLATE-R-A				1
103	40025236	ASSY_SLIDE_PLATE-R-B				1
104	40025239	ASSY_SLIDE_PLATE-R-C				1
105	40051633	ASSY_SLIDE_PLATE_L				1
106	40045729	ASSY_SIDE_PLATE-L-B				1
107	40045730	ASSY_SIDE_PLATE-L-C				1
108	40042880	ASSY_SLIDE_PLATE_F				1



## HOW TO MAKE USE OF THIS PARTS LIST

### 1.Explanation of codes

1)"\*"mark.....means this part is changed from the previous parts book.

As to the details of the change, refer to the "List for information of change".

2)"#01".....refer to "Note" explanation at bottom of page.

### 2.Codes on the "Qty" column

- Each numeral indicates the number of parts required.
- "0.1" and "2.5" indicate the length (in meters) of the respective parts.

3.Parentheses mean that the corresponding part is a subpart that constructs an assembly part.

4.Dotted lines on the Figures indicate assembly parts.

5.As to the parts with marks of "☆"(consumable parts) and "◎"(optional parts)on the respective parts, it is recommended to prepare spares.

### 1 ."注記"欄の記号説明

1) "\*"印.....前回のパーツブックに比較して今回変更された部品を意味します。

変更内容は、"変更情報リスト"を参照してください。

2) "#01".....ページ下の"注記"の説明を参照してください。

2.数量欄の数字は、個数を表し、0.1、2.5等の数値は、長さ（単位メートル）を表します。

3.数量欄の（ ）は、組部品を構成している子部品であることを意味します。

4.イラストページの-----枠は、組構成であることを意味します。

5.リストページの"☆"（消耗部品）、"◎"（オプション部品）の印がついた部品は、予備を準備しておくことをお奨めします。

# NUMERICAL INDEX OF PARTS

PART NO	PAGE	REF NO.	PART NO	PAGE	REF NO.	PART NO	PAGE	REF NO.
10109809	28	3~7	10148153	116	23	10149359	74	138
10109908	30	21	10148252	74	113	10149359	80	51
10111003	28	3~7	10148252	78	41	10149359	108	53
10111102	28	3~7	10148252	106	42	10149359	116	35
10111201	28	3~7	10148252	116	24	10209203	50	31~34
10111508	26	54	10148351	74	114	10209500	50	31~34
10111508	64	18	10148351	78	26	10209807	50	31~34
10112407	30	22	10148351	106	43	10209906	50	31~34
10112506	28	3~7	10148351	116	25	10210805	26	21·53
10112605	24	35~39	10148450	74	130	10210805	64	19·20
10112704	24	35~39	10148450	78	42	10228559	88	82
10119204	46	36	10148450	106	44	10228559	102	172
10124204	14	28	10148450	116	26	10228559	110	4
10124204	20	28	10148559	74	131	10228559	122	80
10124303	14	29	10148559	78	43	10228567	88	92
10124303	20	29	10148559	106	45	10228567	102	182
10126803	54	51	10148559	116	27	10228567	110	14
10147551	74	125	10148658	74	132	10228567	122	90
10147551	78	36	10148658	78	44	10228856	88	88
10147551	106	35	10148658	106	46	10228856	102	178
10147551	116	17	10148658	116	28	10228856	110	10
10147650	74	126	10148757	74	133	10228856	122	86
10147650	78	37	10148757	78	45	10228864	90	98
10147650	106	36	10148757	106	47	10228864	102	188
10147650	116	18	10148757	116	29	10228864	110	20
10147759	74	127	10148856	74	134	10228864	124	96
10147759	78	38	10148856	78	46	10228955	88	89
10147759	106	37	10148856	108	48	10228955	102	179
10147759	116	19	10148856	116	30	10228955	110	11
10147858	74	109	10148955	74	120	10228955	122	87
10147858	78	22	10148955	78	47	10228963	90	99
10147858	106	38	10148955	108	49	10228963	104	189
10147858	116	20	10148955	116	31	10228963	110	21
10147957	74	128	10149052	74	135	10228963	124	97
10147957	78	39	10149052	80	48	10229151	88	90
10147957	106	39	10149052	108	50	10229151	102	180
10147957	116	21	10149052	116	32	10229151	110	12
10148054	8	18	10149151	74	136	10229151	122	88
10148054	74	111	10149151	80	49	10229169	90	100
10148054	78	24	10149151	108	51	10229169	104	190
10148054	106	40	10149151	116	33	10229169	110	22
10148054	116	22	10149250	74	137	10229169	124	98
10148153	74	129	10149250	80	50	10231603	28	18·19
10148153	78	40	10149250	108	52	10391852	68	50
10148153	106	41	10149250	116	34	10392058	68	51

# NUMERICAL INDEX OF PARTS

PART NO	PAGE	REF NO.	PART NO	PAGE	REF NO.	PART NO	PAGE	REF NO.
10392256	68	52	22601157	68	72	22618201	20	15
10392751	68	53	22601157	90	118	22618300	14	16
10393056	68	54	22601157	108	83	22618300	20	16
10697506	14	35	22601157	112	50	22618706	14	4
10697506	20	35	22601256	68	73	22618706	20	4
10697605	14	3	22601256	90	119	22618805	14	8
10697605	20	3	22601256	108	84	22618805	20	8
10741106	14	31	22601256	112	51	22618904	14	26
10741106	20	31	22601355	68	74	22618904	20	26
11015906	24	48	22601355	108	85	22619100	2	8
11015906	26	48	22603708	4	44	22622401	6	10
11015906	28	42	22603708	54	73	22625008	74	139
11040854	42	10	22605307	6	2	22625107	74	140
11045101	14	32	22606206	8	5~12	22625107	90	101
11045101	20	32	22606206	10	47~54	22625206	74	141
11072402	14	34	22606305	8	5~12	22625206	90	102
11072402	16	6	22606305	12	47~54	22625305	76	142
11072402	20	34	22606404	8	5~12	22625305	90	104
11305901	42	27	22606404	12	47~54	22625404	76	144
11957008	14	22	22606800	8	2	22625404	90	106
11957008	20	22	22607600	8	5~12	22625503	2	35·36·63- ·74
13102702	8	29	22607600	12	47~54	22625503	76	145
13138201	16	35	22607709	8	5~12	22625503	90	107
13319405	36	73	22607709	12	47~54	22625602	76	147
22529473	16	9	22607808	8	5~12	22625602	90	109
22600555	2	37·38	22607808	12	47~54	22625701	76	148
22600555	68	75	22607907	8	5~12	22625701	90	110
22600555	90	120	22607907	12	47~54	22625800	76	149
22600555	108	86	22612303	24	50	22625800	90	111
22600555	112	52	22612303	26	50	22625909	76	150
22600654	68	76	22612402	24	23	22626006	76	151
22600654	90	121	22613509	24	14	22626006	90	112
22600654	108	87	22614002	24	35~39	22626105	76	152
22600654	112	53	22614101	24	35~39	22626105	90	113
22600753	68	77	22614200	24	35~39	22626204	76	153
22600753	90	122	22615702	22	64	22626204	90	114
22600753	108	88	22617609	14	10	22626303	76	154
22600753	112	54	22617609	20	10	22626303	90	115
22600852	68	78	22617708	14	11	22626402	76	155
22600852	108	89	22617708	20	11	22626402	90	116
22601058	2	33·34	22617807	14	13	22626501	76	156
22601058	68	71	22617807	20	13	22626600	76	157
22601058	90	117	22617906	14	18	22626709	76	158
22601058	108	82	22617906	20	18	22626808	76	159
22601058	112	49	22618201	14	15			

# NUMERICAL INDEX OF PARTS

PART NO	PAGE	REF NO.	PART NO	PAGE	REF NO.	PART NO	PAGE	REF NO.
22627152	68	57	22631907	70	40	22641252	66	24
22627350	68	58	22632004	70	41	22641252	82	121
22627459	68	59	22632103	70	42	22641252	92	179
22627558	68	60	22632202	70	43	22641252	98	59
22627657	68	61	22637557	66	1	22641351	66	25
22627756	68	62	22637656	66	2	22641351	82	122
22628002	76	160	22637755	66	3	22641351	92	180
22628002	108	73	22637854	66	4	22641351	98	60
22628101	76	161	22638050	66	5	22641450	66	26
22628101	108	74	22638258	66	6	22641450	82	123
22628200	76	162	22638357	66	7	22641450	92	181
22628200	108	75	22638456	66	8	22641450	98	61
22628309	76	163	22638753	66	9	22641658	66	27
22628309	108	76	22638951	66	10	22641658	82	124
22628408	76	164	22639157	66	11	22641658	92	182
22628408	108	77	22639256	66	12	22641658	98	62
22628507	76	165	22639355	66	13	22641757	66	28
22628507	108	78	22639454	66	14	22641757	82	125
22628606	76	166	22640353	66	17	22641757	92	183
22628606	108	79	22640353	82	114	22641757	98	63
22630206	70	27	22640353	92	173	22641856	66	29
22630206	90	123	22640353	98	53	22641856	82	126
22630404	70	28	22640452	66	18	22641955	66	30
22630404	90	124	22640452	82	115	22641955	82	127
22630503	70	29	22640452	92	174	22642052	66	31
22630503	90	125	22640452	98	54	22642151	66	32
22630602	70	30	22640551	38	42	22647051	68	63
22630602	90	126	22640551	66	19	22647150	68	64
22630800	70	31	22640551	82	116	22647259	68	66
22630800	90	127	22640551	92	175	22647358	68	67
22630909	70	32	22640551	98	55	22647457	68	69
22630909	90	128	22640759	66	20	22647556	68	70
22631006	70	33	22640759	82	117	22653802	26	52
22631006	90	129	22640759	92	176	22653802	64	23
22631105	70	34	22640759	98	56	22656003	36	86
22631303	70	35	22640858	66	21	22657209	50	5
22631303	90	130	22640858	82	118	22657308	50	8
22631402	70	36	22640858	92	177	22681209	10	2
22631402	90	131	22640858	98	57	22681316	10	26
22631501	70	37	22640957	66	22	22681407	10	24
22631501	90	132	22640957	82	119	22681506	10	25
22631709	70	38	22640957	92	178	22681712	10	8
22631709	90	133	22640957	98	58	22681803	10	15
22631808	70	39	22641054	66	23	22681951	10	10~14
22631808	90	134	22641054	82	120	22682058	10	10~14

# NUMERICAL INDEX OF PARTS

PART NO	PAGE	REF NO.	PART NO	PAGE	REF NO.	PART NO	PAGE	REF NO.
22682157	10	10~14	22816656	112	84	22844450	68	55
22682256	10	10~14	22816656	118	67	22844559	68	56
22682355	10	10~14	22816656	120	41	22845200	76	167
22682504	12	83	22816755	66	36	22845408	76	168
22682702	10	7	22816755	82	131	22845606	76	169
22683304	12	57	22816755	92	187	22848105	74	102
22683403	12	61	22816755	98	67	22848303	74	103
22683601	12	69	22816755	108	57	22848402	74	104
22683809	12	59	22816755	112	85	22848501	74	105
22683908	12	65	22816755	118	68	22888507	30	43
22684005	12	66	22816755	120	42	22901805	2	29
22684104	12	62	22816854	66	37	22903702	10	1
22684203	12	64	22816854	82	132	22907406	38	28·36
22685200	10	40	22816854	92	188	22907604	38	34
22685408	10	41	22816854	98	68	22907703	38	35
22685705	12	77	22816854	108	58	22907802	38	1
22685804	10	21	22816854	112	86	22908008	38	9
22685903	10	17	22816854	118	69	22911804	34	15
22686000	10	20	22816854	120	43	22912109	34	42
22686109	10	23	22816953	66	38	22920706	4	42
22687008	22	61	22816953	82	133	22921209	16	12
22687107	22	59	22816953	94	189	22921308	56	40
22687503	22	54	22816953	98	69	22921407	16	14
22687602	22	57	22816953	108	59	22921407	56	41
22687701	22	55	22816953	112	87	22921506	16	15
22688105	24	41	22816953	118	70	22921506	56	42
22688154	24	4	22816953	120	44	22921605	16	16
22688204	24	6	22817050	66	39	22921704	56	43
22688402	24	5	22817050	82	134	22921803	16	18
22810907	6	8	22817050	94	190	22924708	52	41
22813000	28	9	22817050	98	70	22926000	64	25
22813109	28	8	22817050	108	60	22926208	64	27
22816557	66	34	22817050	112	88	22926356	64	29
22816557	82	129	22817050	118	71	22926505	64	28
22816557	92	185	22817050	120	45	22931604	64	2
22816557	98	65	22817159	66	41	22932107	58	4
22816557	108	55	22817159	82	136	22932206	58	8
22816557	112	83	22817159	94	191	22932404	58	11
22816557	118	66	22817159	98	71	22932453	58	10
22816557	120	40	22817159	108	62	22932800	64	5
22816656	66	35	22817159	112	89	22933105	64	6
22816656	82	130	22817159	118	73	22933204	64	7
22816656	92	186	22817159	120	46	22933303	64	34
22816656	98	66	22819809	28	21	22933600	56	11
22816656	108	56	22827257	28	39	22933659	56	9



# NUMERICAL INDEX OF PARTS

PART NO	PAGE	REF NO.	PART NO	PAGE	REF NO.	PART NO	PAGE	REF NO.
22933758	56	10	23630007	52	67	40011946	34	35·36
22934202	58	21	23630007	54	67	40011947	30	44
22934251	58	15	23630106	52	35	40012085	24	51
22934301	58	16	23630403	54	77	40012085	26	51
22934400	58	17	23630502	54	76	40012404	44	58
22934509	58	18	23630601	52	33	40012487	42	46
22934608	58	19	23630650	52	36	40012488	42	45
22934707	58	12	23631708	46	3	40012489	44	55
22945307	16	11	23631807	46	4	40012492	42	39
22945505	16	7	23631906	46	5	40012495	44	50
22952501	36	84	23632102	46	8	40012496	44	56
22955504	50	2	23638109	46	39	40012497	42	38
22955900	50	10	23638208	46	41	40012500	44	36·71
22956007	50	11	23638307	46	40	40012503	42	35
22956205	50	7	23638406	46	42	40012504	42	29
22957104	50	13	26230409	54	69	40012505	42	30
22957203	50	19	26260109	56	15	40012506	42	20
22958003	64	26	26260208	56	16	40013061	30	6
22958052	64	24	26260307	56	17	40013316	44	60
22991400	60	8	26260406	56	18	40013354	6	26
23203300	16	44	26260505	56	19	40013362	36	64
23204506	8	13~15	26260604	56	20	40013509	54	81
23204506	10	44~46	26260802	56	22	40015144	12	71
23204605	8	13~15	26261206	56	26	40015669	42	24
23204605	10	44~46	26261305	56	27	40015699	16	28
23204704	8	13~15	26261503	56	28	40017361	42	13
23204704	10	44~46	26261602	56	29	40017362	42	25
23204803	54	84	26261701	56	30	40017399	42	8
23205107	74	95	40004171	6	16	40017400	42	12
23205305	74	96	40004749	52	28	40017401	42	15
23205503	74	97	40006323	64	9	40017402	42	16
23206709	4	75	40009196	50	6	40017403	42	23
23206709	68	84	40009222	16	26	40021726	44	33·70
23542418	42	6	40010417	6	40	40021883	42	40
23601057	2	5	40010434	42	9	40021898	42	43
23609001	38	41	40010470	6	9	40021899	42	42
23609209	38	33	40011144	56	21	40022407	4	77
23609605	38	6	40011145	56	23	40022589	30	26
23618804	30	7	40011146	56	24	40022590	30	27
23626005	16	31	40011906	34	32	40022678	6	6
23628803	54	49	40011926	36	68	40023022	56	25
23628902	54	53	40011932	34	37	40023568	8	32
23629306	52	45	40011934	34	35·36	40023568	12	73
23629405	52	34	40011935	34	7	40023569	8	33
23629504	54	64	40011939	34	43	40023569	12	74

# NUMERICAL INDEX OF PARTS

PART NO	PAGE	REF NO.	PART NO	PAGE	REF NO.	PART NO	PAGE	REF NO.
40024064	12	67	40025491	116	4	40025784	90	136
40024093	6	4	40025491	120	28	40025785	70	45
40024436	6	18	40025492	2	35·36·63-	40025785	90	137
40024473	12	58			·74	40025786	70	46
40025191	58	7	40025492	78	6	40025786	90	138
40025235	2	37·38	40025492	98	83	40025787	70	47
40025235	84	149	40025493	78	8	40025787	90	139
40025235	104	194	40025493	98	85	40025788	72	48
40025235	118	86	40025493	116	6	40025788	90	140
40025235	124	102	40025493	120	30	40025789	72	49
40025236	84	150	40025494	78	9	40025789	90	141
40025236	104	195	40025494	98	86	40025790	72	50
40025236	118	87	40025494	116	7	40025790	92	142
40025236	124	103	40025494	120	31	40025791	72	51
40025239	84	151	40025495	78	10	40025792	72	52
40025239	104	196	40025495	98	87	40025792	92	143
40025239	118	88	40025495	116	8	40025793	72	53
40025239	124	104	40025495	120	32	40025793	92	144
40025240	84	152	40025496	78	11	40025794	72	54
40025240	118	89	40025496	116	9	40025794	92	145
40025247	2	33·34	40025498	78	12	40025795	72	55
40025247	84	145	40025498	98	88	40025795	92	146
40025247	104	191	40025498	116	10	40025796	72	56
40025247	118	82	40025498	120	33	40025796	92	147
40025247	124	99	40025499	78	13	40025797	72	57
40025248	84	146	40025499	98	89	40025798	72	58
40025248	104	192	40025499	116	11	40025799	72	59
40025248	118	83	40025499	120	34	40025800	72	60
40025248	124	100	40025500	78	14	40025801	72	79
40025249	84	147	40025500	98	90	40025801	92	160
40025249	104	193	40025500	116	12	40025801	106	19
40025249	118	84	40025500	120	35	40025801	112	71
40025249	124	101	40025502	78	15	40025802	72	80
40025250	84	148	40025502	98	91	40025802	92	161
40025250	118	85	40025502	116	13	40025802	106	20
40025315	34	8	40025502	120	36	40025802	112	72
40025316	36	65	40025503	78	16	40025803	72	81
40025485	78	2	40025503	98	92	40025803	92	162
40025485	98	79	40025503	116	14	40025803	106	21
40025485	116	2	40025503	120	37	40025803	112	73
40025485	120	26	40025504	78	17	40025804	72	82
40025490	78	3	40025504	116	15	40025804	92	163
40025490	98	80	40025505	78	18	40025804	106	22
40025491	78	5	40025505	116	16	40025804	112	74
40025491	98	82	40025784	70	44	40025805	72	83

## NUMERICAL INDEX OF PARTS

PART NO	PAGE	REF NO.	PART NO	PAGE	REF NO.	PART NO	PAGE	REF NO.
40025805	92	164	40025821	80	73	40025838	118	58
40025805	106	23	40025821	96	20	40025838	120	20
40025805	112	75	40025822	80	74	40025839	82	106
40025806	72	84	40025822	96	21	40025839	96	47
40025806	92	165	40025823	80	75	40025839	118	59
40025806	106	24	40025824	80	76	40025839	120	21
40025806	112	76	40025824	96	22	40025840	82	107
40025807	72	85	40025825	80	77	40025840	98	48
40025807	106	25	40025825	96	23	40025840	118	60
40025808	72	86	40025826	80	78	40025840	120	22
40025808	92	166	40025826	96	24	40025841	82	108
40025808	106	26	40025827	80	79	40025841	98	49
40025808	112	77	40025827	96	25	40025841	118	61
40025809	72	87	40025828	80	80	40025841	120	23
40025809	92	167	40025828	96	26	40025842	82	109
40025809	106	27	40025829	80	81	40025842	98	50
40025809	112	78	40025830	80	82	40025842	118	62
40025810	72	88	40025831	82	98	40025842	120	24
40025810	92	168	40025831	96	40	40025843	82	110
40025810	106	28	40025831	118	51	40025843	118	63
40025810	112	79	40025831	120	14	40025844	82	111
40025811	72	89	40025832	82	99	40025844	118	64
40025811	92	169	40025832	96	41	40026027	74	107
40025811	106	29	40025832	118	52	40026027	78	20
40025811	112	80	40025832	120	15	40026029	74	108
40025812	72	90	40025833	82	100	40026029	78	21
40025812	92	170	40025833	96	42	40026033	74	110
40025812	106	30	40025833	118	53	40026033	78	23
40025812	112	81	40025833	120	16	40026035	8	16
40025813	72	91	40025834	82	101	40026037	74	112
40025813	106	31	40025834	96	43	40026037	78	25
40025814	72	92	40025834	118	54	40026043	74	115
40025814	106	32	40025834	120	17	40026043	78	27
40025815	72	93	40025835	82	102	40026045	74	116
40025815	106	33	40025835	96	44	40026045	78	28
40025816	72	94	40025835	118	55	40026047	74	117
40025816	106	34	40025835	120	18	40026047	78	29
40025817	80	68	40025836	82	103	40026049	74	118
40025817	96	15	40025836	96	45	40026049	78	30
40025818	80	69	40025836	118	56	40026051	74	119
40025818	96	16	40025836	120	19	40026051	78	31
40025819	80	70	40025837	82	104	40026055	74	121
40025819	96	17	40025837	118	57	40026055	78	32
40025820	80	72	40025838	82	105	40026057	74	122
40025820	96	19	40025838	96	46	40026057	78	33

# NUMERICAL INDEX OF PARTS

PART NO	PAGE	REF NO.	PART NO	PAGE	REF NO.	PART NO	PAGE	REF NO.
40026059	74	123	40026101	102	167	40028489	30	36
40026059	78	34	40026103	88	78	40028495	30	32
40026061	74	124	40026103	102	168	40028496	30	33
40026061	78	35	40026395	8	1	40028545	38	12
40026063	88	56	40026402	10	3	40028546	38	20·48
40026063	102	146	40026482	8	25	40028547	38	37
40026065	88	57	40026482	12	78	40028560	24	28~33
40026065	102	147	40026673	34	12	40028560	28	22~27
40026067	88	58	40026715	80	71	40028561	24	28~33
40026067	102	148	40026715	96	18	40028561	28	22~27
40026069	88	59	40026811	4	60	40028562	24	28~33
40026069	102	149	40026920	6	31	40028562	28	22~27
40026070	88	60	40026981	10	39	40028563	24	28~33
40026070	102	150	40026982	10	30	40028563	28	22~27
40026072	88	61	40026983	10	29	40028641	22	63
40026072	102	151	40026984	10	38	40028652	6	41
40026074	88	62	40028031	8	31	40028656	30	40
40026074	102	152	40028116	6	36	40028666	8	20
40026076	88	63	40028117	6	19	40028668	10	6
40026076	102	153	40028200	12	82	40028679	12	60
40026078	88	64	40028245	2	13	40028706	4	45
40026078	102	154	40028250	16	4	40028730	2	27
40026080	88	65	40028259	22	72	40028731	4	46
40026080	102	155	40028268	38	17	40028766	2	2
40026082	88	66	40028269	38	40	40028778	58	2
40026082	102	156	40028271	30	1	40028797	50	24
40026084	88	68	40028274	36	57	40028799	50	25
40026084	102	158	40028276	36	59	40028843	22	69
40026086	88	69	40028277	36	49	40028844	22	71
40026086	102	159	40028279	34	39	40028852	36	51
40026088	88	70	40028280	36	63	40028853	8	27
40026088	102	160	40028284	34	3	40028853	12	80
40026090	88	71	40028285	36	94	40028854	34	5
40026090	102	161	40028286	34	9	40028855	36	72
40026091	88	72	40028287	36	70	40029047	6	39
40026091	102	162	40028291	36	66	40029048	6	35
40026093	88	73	40028293	34	2	40029049	6	43
40026093	102	163	40028294	36	67	40029075	52	17
40026095	88	74	40028485	30	8~	40029078	4	54
40026095	102	164			11·46·47	40029347	2	22
40026097	88	75	40028486	30	12~	40029561	10	35
40026097	102	165			15·48·49	40029562	10	42
40026099	88	76	40028487	30	8~	40029570	30	18
40026099	102	166			11·46·47	40029641	2	17·18
40026101	88	77	40028488	30	12~	40029641	2	17·18
					15·48·49	40029964	6	11

# NUMERICAL INDEX OF PARTS

PART NO	PAGE	REF NO.	PART NO	PAGE	REF NO.	PART NO	PAGE	REF NO.
40029972	2	17·18	40033668	36	80·81	40033951	66	45
40030027	12	88	40033669	8	23	40033951	82	140
40030037	8	30	40033669	12	75	40033951	94	195
40030038	8	38	40033714	70	1	40033951	98	75
40030298	2	14·15	40033715	70	2	40033951	108	66
40030299	2	14·15	40033716	70	3	40033951	112	93
40030768	64	31	40033718	70	4	40033951	118	77
40030856	46	27	40033720	70	5	40033951	122	50
40030954	60	17	40033722	70	6	40033953	66	46
40030956	50	12	40033723	70	7	40033953	82	141
40030962	60	4	40033724	70	8	40033953	108	67
40031348	34	26	40033727	70	9	40033953	118	78
40031349	34	40	40033729	70	10	40033955	66	47
40031350	36	75	40033731	70	11	40033955	84	142
40031351	30	4	40033732	70	12	40033955	108	68
40031352	42	33·70	40033733	70	13	40033955	118	79
40031862	8	34	40033734	70	14	40033957	68	48
40031864	6	13	40033941	66	40	40033957	108	69
40032107	58	1	40033941	82	135	40033959	68	49
40032124	8	26	40033941	108	61	40033959	108	70
40032124	12	79	40033941	118	72	40034267	56	8
40032142	6	34	40033945	66	42	40034660	16	43
40032147	12	55	40033945	82	137	40034675	4	61
40032268	34	45	40033945	94	192	40034840	16	24
40032269	34	10	40033945	98	72	40034853	58	3
40032272	38	38	40033945	108	63	40034969	30	8~
40032293	34	22	40033945	112	90			11·46·47
40032327	22	50	40033945	118	74	40034970	30	12~
40032405	54	55	40033945	120	47			15·48·49
40032406	54	56	40033947	66	43	40034971	30	8~
40032707	16	1·2	40033947	82	138	40034972	30	12~
40032709	16	1·2	40033947	94	193			15·48·49
40032804	52	44	40033947	98	73	40035151	38	11
40032896	4	43	40033947	108	64	40035180	4	51
40032987	6	21	40033947	112	91	40035181	38	16
40033160	44	52·69	40033947	118	75	40035264	54	87
40033434	38	24	40033947	122	48	40035277	46	33
40033435	38	25	40033949	66	44	40035278	46	32
40033563	70	21	40033949	82	139	40035298	38	21
40033563	90	135	40033949	94	194	40035394	38	4
40033564	70	22	40033949	98	74	40035704	36	50
40033565	70	23	40033949	108	65	40035761	86	1
40033566	70	24	40033949	112	92	40035761	98	93
40033567	70	25	40033949	118	76	40035762	86	2
40033568	70	26	40033949	122	49	40035762	98	94

# NUMERICAL INDEX OF PARTS

PART NO	PAGE	REF NO.	PART NO	PAGE	REF NO.	PART NO	PAGE	REF NO.
40035765	86	6	40035891	96	28	40039625	54	85
40035765	100	98	40035891	116	37	40039629	10	9
40035766	86	7	40035891	120	2	40039824	50	28
40035766	100	99	40035892	80	86	40040302	8	37
40035768	86	9	40035892	96	30	40040549	24	28~33
40035768	100	100	40035892	116	39	40040549	28	22~27
40035769	86	10	40035892	120	4	40040550	24	28~33
40035769	100	101	40035893	80	89	40040550	28	22~27
40035770	86	11	40035893	96	33	40040809	54	75
40035770	100	102	40035893	116	42	40040924	36	87
40035771	86	14	40035893	120	7	40040963	36	88
40035771	100	105	40035894	80	90	40041578	54	82
40035772	86	15	40035894	96	34	40041579	54	83
40035772	100	106	40035894	116	43	40042121	24	1
40035775	86	19	40035894	120	8	40042141	30	16
40035775	100	110	40035895	80	92	40042151	50	17
40035776	86	20	40035895	96	36	40042874	2	39·40
40035776	100	111	40035895	116	45	40042874	68	83
40035778	86	22	40035895	120	10	40042874	88	54
40035778	100	112	40035896	66	15	40042874	108	94
40035779	86	23	40035896	82	112	40042874	112	58
40035779	100	113	40035896	92	171	40042880	2	39·40
40035780	86	24	40035896	98	51	40042880	84	157
40035780	100	114	40035896	120	38	40042880	102	144
40035828	38	22	40035897	66	16	40042880	118	94
40035873	64	33	40035897	82	113	40042880	124	108
40035875	74	106	40035897	92	172	40043322	6	46
40035875	78	19	40035897	98	52	40043333	28	34·35
40035877	88	55	40036167	52	39	40043334	28	34·35
40035877	102	145	40036221	60	2	40043335	28	37·38
40035878	88	67	40036222	60	3	40043336	28	37·38
40035878	102	157	40036223	60	9	40043921	30	8~
40035881	78	1	40036333	54	61			11·46·47
40035881	98	78	40036360	46	18	40043922	32	12~
40035881	116	1	40036428	64	32			15·48·49
40035881	120	25	40036433	34	18·47	40043923	30	8~
40035883	70	15	40036446	42	36·71			11·46·47
40035884	70	16	40036679	36	56	40043924	32	12~
40035885	70	17	40036682	24	46·47			15·48·49
40035886	70	18	40036683	24	46·47	40044393	44	51·64
40035887	70	19	40036685	24	40	40045729	68	80
40035888	70	20	40036689	24	49	40045729	84	154
40035890	80	67	40036689	26	49	40045729	88	52
40035890	96	14	40037008	56	45	40045729	102	142
40035891	80	84	40039604	52	46	40045729	108	91
							112	56

# NUMERICAL INDEX OF PARTS

PART NO	PAGE	REF NO.	PART NO	PAGE	REF NO.	PART NO	PAGE	REF NO.
40045729	118	91	40053705	118	50	40061284	80	66
40045729	124	106	40053705	120	13	40062249	74	98
40045730	68	81	40055358	28	20	40062251	74	99
40045730	84	155	40055883	60	1	40062252	74	100
40045730	88	53	40056385	60	21	40062253	74	101
40045730	102	143	40056438	60	22	40062254	76	170
40045730	108	92	40056698	16	10	40062256	76	171
40045730	112	57	40056705	64	4	40062257	76	172
40045730	118	92	40057361	28	11	40062258	76	173
40045730	124	107	40057398	38	5	40065712	42	2
40045731	68	82	40059036	12	56	40065722	44	67
40045731	84	156	40059504	60	16	40066128	42	1
40045731	108	93	40059505	60	19	40067594	36	58
40045731	118	93	40059786	28	40-41	40071909	66	33
40049219	16	40	40059787	28	40-41	40071909	82	128
40050003	28	1	40060689	16	29	40071909	92	184
40050009	80	85	40060693	16	41	40071909	98	64
40050009	96	29	40060840	16	42	40071909	108	54
40050009	116	38	40061270	80	52	40071909	112	82
40050009	120	3	40061270	96	1	40071909	118	65
40050010	80	87	40061271	80	53	40071909	120	39
40050010	96	31	40061271	96	2	40071911	80	83
40050010	116	40	40061272	80	54	40071911	96	27
40050010	120	5	40061272	96	3	40071911	116	36
40050011	80	88	40061273	80	55	40071911	120	1
40050011	96	32	40061273	96	4	40071912	80	91
40050011	116	41	40061274	80	56	40071912	96	35
40050011	120	6	40061274	96	5	40071912	116	44
40050314	38	46	40061275	80	57	40071912	120	9
40050584	34	18-47	40061275	96	6	40071913	80	93
40051384	38	8	40061276	80	58	40071913	96	37
40051473	6	28	40061276	96	7	40071913	116	46
40051633	68	79	40061277	80	59	40071913	120	11
40051633	84	153	40061277	96	8	40071914	80	94
40051633	88	51	40061278	80	60	40071914	96	38
40051633	100	141	40061278	96	9	40071914	116	47
40051633	108	90	40061279	80	61	40071914	120	12
40051633	112	55	40061279	96	10	40071915	82	95
40051633	118	90	40061280	80	62	40071915	118	48
40051633	124	105	40061280	96	11	40071916	82	96
40052366	16	5	40061281	80	63	40071916	118	49
40053231	38	19-49	40061281	96	12	40071917	86	12
40053371	28	29	40061282	80	64	40071917	100	103
40053705	82	97	40061282	96	13	40071919	86	25
40053705	96	39	40061283	80	65	40071919	100	115

# NUMERICAL INDEX OF PARTS

PART NO	PAGE	REF NO.	PART NO	PAGE	REF NO.	PART NO	PAGE	REF NO.
40071921	86	13	40091189	36	53	40094770	14	1-2
40071921	100	104	40091190	34	30	40094771	20	1-2
40071923	86	26	40091191	14	1-2	40094772	4	35-36-63-74
40071923	100	116	40091192	20	1-2	40094772	76	146
40072338	90	103	40091193	14	41	40094772	90	108
40075311	72	69	40091193	20	46	40094772	108	81
40075311	106	9	40091194	18	48	40094772	112	48
40076708	44	52-69	40091195	52	19	40094772	4	35-36-63-74
40076709	44	51-64	40091196	52	26	40094773	78	7
40080006	16	30	40091197	52	13	40094773	98	84
40083824	14	38	40091198	54	89	40094773	116	5
40083824	20	38	40091199	54	90	40094773	120	29
40084142	2	24	40091200	52	15	40094773	68	68
40084419	38	32	40091201	52	32	40094776	84	144
40084941	38	23	40091202	52	14	40094776	94	197
40085717	40	19-49	40091203	52	24	40094776	98	77
40085773	40	20-48	40091204	52	30	40094776	108	72
40085784	62	13	40091205	52	22	40094776	114	95
40085785	62	7	40091208	46	1-2	40094776	118	81
40085788	62	17	40091209	46	1-2	40094776	122	52
40085789	62	16	40091210	46	37	40095142	36	80-81
40085790	62	15	40091211	46	17	40095288	76	143
40085791	62	14	40091212	56	38	40095288	90	105
40085792	62	8	40091227	6	29	40095288	108	80
40085793	62	6	40091238	52	29	40095288	110	47
40085794	62	3	40091241	56	39	40095289	78	4
40085795	62	4	40091246	46	38	40095289	98	81
40085796	62	21	40091256	46	7	40095289	116	3
40086678	50	14	40091257	46	6	40095289	120	27
40086679	50	15	40091258	14	33	40095293	68	65
40089557	56	1	40091259	14	23	40095293	84	143
40089558	56	2	40091259	20	23	40095293	94	196
40089647	56	14	40091264	52	37	40095293	98	76
40091143	24	22	40091265	20	33	40095293	108	71
40091144	24	3	40091266	20	41	40095293	112	94
40091179	2	20	40091267	20	45	40095293	118	80
40091180	6	24	40091282	64	1	40095293	122	51
40091181	6	23	40091286	46	46	40096206	36	89
40091182	4	47	40092944	64	14	40096325	62	22
40091183	4	50	40093056	64	15	40096326	62	23
40091184	4	64	40093057	64	17	40096327	62	20
40091185	4	65	40093523	46	9	40096939	4	41
40091186	4	66	40094315	36	90	40096975	50	1
40091187	36	62	40094316	36	91	40097210	52	59
40091188	34	20	40094318	36	61			



## NUMERICAL INDEX OF PARTS

PART NO	PAGE	REF NO.	PART NO	PAGE	REF NO.	PART NO	PAGE	REF NO.
40097210	54	59	B1402526FARA	88	93	B1402528DALA	100	119
40097211	62	1	B1402526FARA	102	183	B1402528DALA	110	25
40098612	46	43	B1402526FARA	110	15	B1402528DALA	122	55
40098762	44	72	B1402526FARA	122	91	B1402528DARA	86	40
40098763	44	73	B1402526GALA	88	84	B1402528DARA	100	130
40098764	44	74	B1402526GALA	102	174	B1402528DARA	110	36
40098905	6	45	B1402526GALA	110	6	B1402528DARA	122	66
40100131	46	28	B1402526GALA	122	82	B1402528EAL	86	30
40100900	50	21	B1402526GARA	88	94	B1402528EAL	100	120
40102087	64	22	B1402526GARA	102	184	B1402528EAL	110	26
40102831	40	50	B1402526GARA	110	16	B1402528EAL	122	56
40104434	30	2	B1402526GARA	122	92	B1402528EAR	86	41
40104435	30	3	B1402526HALA	88	85	B1402528EAR	100	131
40104436	24	2	B1402526HALA	102	175	B1402528EAR	110	37
40104436	28	2	B1402526HALA	110	7	B1402528EAR	122	67
40106574	62	19	B1402526HALA	122	83	B1402528FALA	12	84
40106575	62	2	B1402526HARA	90	95	B1402528FALA	86	31
40106576	62	11	B1402526HARA	102	185	B1402528FALA	100	121
40106579	62	12	B1402526HARA	110	17	B1402528FALA	110	27
40106580	62	10	B1402526HARA	122	93	B1402528FALA	122	57
40106583	62	9	B1402526KALA	88	86	B1402528FARA	12	86
40108582	42	4	B1402526KALA	102	176	B1402528FARA	86	42
40109415	44	49	B1402526KALA	110	8	B1402528FARA	100	132
B1104051000	2	26	B1402526KALA	122	84	B1402528FARA	110	38
B1116210D00	58	9	B1402526KARA	90	96	B1402528FARA	122	68
B1402526BA0A	88	79	B1402526KARA	102	186	B1402528GAL	86	32
B1402526BA0A	102	169	B1402526KARA	110	18	B1402528GAL	100	122
B1402526BA0A	110	1	B1402526KARA	122	94	B1402528GAL	110	28
B1402526BA0A	122	77	B1402526LALA	88	87	B1402528GAL	122	58
B1402526CA0A	88	80	B1402526LALA	102	177	B1402528GAR	86	43
B1402526CA0A	102	170	B1402526LALA	110	9	B1402528GAR	100	133
B1402526CA0A	110	2	B1402526LALA	122	85	B1402528GAR	110	39
B1402526CA0A	122	78	B1402526LARA	90	97	B1402528GAR	122	69
B1402526DALA	88	81	B1402526LARA	102	187	B1402528HALA	86	33
B1402526DALA	102	171	B1402526LARA	110	19	B1402528HALA	100	123
B1402526DALA	110	3	B1402526LARA	124	95	B1402528HALA	110	29
B1402526DALA	122	79	B1402528BA0A	86	27	B1402528HALA	122	59
B1402526DARA	88	91	B1402528BA0A	100	117	B1402528HARA	86	44
B1402526DARA	102	181	B1402528BA0A	110	23	B1402528HARA	100	134
B1402526DARA	110	13	B1402528BA0A	122	53	B1402528HARA	110	40
B1402526DARA	122	89	B1402528CA0A	86	28	B1402528HARA	122	70
B1402526FALA	88	83	B1402528CA0A	100	118	B1402528KALA	86	34
B1402526FALA	102	173	B1402528CA0A	110	24	B1402528KALA	100	124
B1402526FALA	110	5	B1402528CA0A	122	54	B1402528KALA	110	30
B1402526FALA	122	81	B1402528DALA	86	29	B1402528KALA	122	60

# NUMERICAL INDEX OF PARTS

PART NO	PAGE	REF NO.	PART NO	PAGE	REF NO.	PART NO	PAGE	REF NO.
B1402528KARA	86	45	B1438512B00	8	5~12	B1613512N0H	106	12
B1402528KARA	100	135	B1438512B00	12	47~54	B1613512N0H	112	68
B1402528KARA	110	41	B1449526000	20	43	B1613512P0H	72	73
B1402528KARA	122	71	B1505227T00A	38	28·36	B1613512P0H	92	158
B1402528LAL	86	35	B1521555000	38	2	B1613512P0H	106	13
B1402528LAL	100	125	B1613512B0H	72	61	B1613512P0H	112	69
B1402528LAL	110	31	B1613512B0H	106	1	B1613512Q0H	72	74
B1402528LAL	122	61	B1613512C0H	72	62	B1613512Q0H	92	159
B1402528LAR	86	46	B1613512C0H	92	148	B1613512Q0H	106	14
B1402528LAR	100	136	B1613512C0H	106	2	B1613512Q0H	112	70
B1402528LAR	110	42	B1613512C0H	112	59	B1613512R0H	72	75
B1402528LAR	122	72	B1613512D0H	72	63	B1613512R0H	106	15
B1402528MAL	86	36	B1613512D0H	92	149	B1613512S0H	72	76
B1402528MAL	100	126	B1613512D0H	106	3	B1613512S0H	106	16
B1402528MAL	110	32	B1613512D0H	112	60	B1613512T0H	72	77
B1402528MAL	122	62	B1613512E0H	72	64	B1613512T0H	106	17
B1402528MAR	86	47	B1613512E0H	92	150	B1613512U0H	72	78
B1402528MAR	100	137	B1613512E0H	106	4	B1613512U0H	106	18
B1402528MAR	110	43	B1613512E0H	112	61	B1636581B00	34	33
B1402528MAR	122	73	B1613512F0H	72	65	B1653470000	34	24
B1402528NAL	86	37	B1613512F0H	92	151	B1705850000	12	68
B1402528NAL	100	127	B1613512F0H	106	5	B1820563000	24	12
B1402528NAL	110	33	B1613512F0H	112	62	B1821051000	24	13
B1402528NAL	122	63	B1613512G0H	72	66	B1821051000	28	10
B1402528NAR	88	48	B1613512G0H	92	152	B1822051000	24	11
B1402528NAR	100	138	B1613512G0H	106	6	B1823051000	24	20
B1402528NAR	110	44	B1613512G0H	112	63	B1823051000	28	17
B1402528NAR	122	74	B1613512H0H	72	67	B1834512000	54	72
B1402528PAL	86	38	B1613512H0H	92	153	B3111126000	16	33
B1402528PAL	100	128	B1613512H0H	106	7	B3112704000	14	21
B1402528PAL	110	34	B1613512H0H	112	64	B3112704000	20	21
B1402528PAL	122	64	B1613512K0H	72	68	B3114232000	14	19·20
B1402528PAR	88	49	B1613512K0H	92	154	B3114232000	20	19·20
B1402528PAR	100	139	B1613512K0H	106	8	B3115552000	16	32
B1402528PAR	110	45	B1613512K0H	112	65	B3118552F00	16	45
B1402528PAR	122	75	B1613512L0H	72	70	B3118552I00	16	46
B1402528QAL	86	39	B1613512L0H	92	155	B3120125000	16	34
B1402528QAL	100	129	B1613512L0H	106	10	B3126012000	14	17
B1402528QAL	110	35	B1613512L0H	112	66	B3126012000	20	17
B1402528QAL	122	65	B1613512M0H	72	71	B3129012A00	14	19·20
B1402528QAR	88	50	B1613512M0H	92	156	B3129012A00	16	17
B1402528QAR	100	140	B1613512M0H	106	11	B3129012A00	20	19·20
B1402528QAR	110	46	B1613512M0H	112	67	B3132552000	16	38
B1402528QAR	122	76	B1613512N0H	72	72	B31375270A0	14	5
B1425526000	10	34	B1613512N0H	92	157	B31375270A0	20	5

# NUMERICAL INDEX OF PARTS

PART NO	PAGE	REF NO.	PART NO	PAGE	REF NO.	PART NO	PAGE	REF NO.
B3138527000	14	9	D3128555D00	16	36	NS6150310SP	60	5
B3138527000	20	9	D3129555D00	16	37	NS6150440SP	60	11
B3139527000	14	7	D3159555B00	38	26	NS6620310SP	38	27
B3139527000	20	7	D3163555B00A	38	30	RC0370411KP	50	27
B3141527000	14	12	D3164555B00	38	45	RC0560711KP	56	31
B3141527000	20	12	EA9500B0100	44	59	RC0650811KP	42	3
B3142527000	14	6	EA9500B0100	46	45	RE0400000K0	46	23
B3142527000	20	6	EA9500B0100	54	91	RE0400000K0	56	32
B3143527000	14	14	EA9500B0200	54	92	RE0500000K0	38	13
B3143527000	20	14	GAK33027000	60	7	RE0500000K0	60	18
B3214047000	16	8	GAKA18300B0	60	15	RE0600000K0	42	11
B3517009000	52	43	HK034610140	46	14	RE0700000K0	22	56
B3525357000	52	58	HK03464000B	46	19	RE0700000K0	60	13
B3525357000	54	58	HK03464000B	50	20	RE0800000K0	60	20
B3538112000	44	63	HW500070000	50	16	RE0900000K0	34	13
B8228125000	52	18	MDP500B0902	64	10~13	RE1000000K0	58	13
B9101490000	64	8	MDP500B1002	64	10~13	RO036080200	14	40
B9117051000	24	21·53	MDP500B1400	8	3·4	RO036080200	20	40
B9117051000	64	19·20	MDP500B1400	10	4·5	RO037180100	38	3
B9117563000	28	18·19	MDP500B1402	64	10~13	RO037180100	54	62
B91210120A0	64	21	MDP500B2100	8	3·4	RO044240100	30	17
BP30000010R	52	68	MDP500B2100	10	4·5	RO048190100	52	86
BP30000010R	54	68	MDP500B2102	64	10~13	RO048190100	54	86
BT0500300EA	34	17	NM6030001SC	42	7	RO092270200	36	78
CM200100101	4	68·69	NM6030001SN	36	79	RO195240100	52	42
CM200100102	4	68·69	NM6040001SP	36	69	RO257350100	30	42
CM200200201	4	52·53	NM6040002SC	62	27	SB120002500	6	37
CM200200202	4	52·53	NM6050001SD	56	44	SB30953010A	28	30~33
CM300200001	4	49	NM6050001SE	62	28	SB30953010B	28	30~33
CM300200003	4	70	NM6050001SP	22	70	SB30953010C	28	30~33
CM300400901	22	52·67	NM6050001SP	34	28	SB30953010D	28	30~33
CM300400902	22	52·67	NM6050001SP	46	13	SD0470316TP	14	27
CM301100101	4	55·56	NM6060001CP	22	66	SD0470316TP	16	3
CM301100102	4	55·56	NM6060001CP	36	54	SD0470316TP	20	27
CM301300001	4	78	NM6060001SE	58	5	SD0500301SP	50	23
CM600100201	64	30	NM6060003SC	42	18	SD0601171SP	20	42
CQ202000000	6	5	NS6080210SP	16	22	SD0640247TP	22	60
CQ202000000	24	18	NS6090310SP	50	22	SD0640357TP	38	14
CQ202000000	28	15	NS6110310SP	14	30	SD0640752TP	22	53
CQ252000000	6	7	NS6110310SP	16	23	SD0650321TP	50	4
CQ252000000	8	36	NS6110310SP	20	30	SD0700328TP	46	34
CQ252000000	12	70	NS6110310SP	50	9	SD0700336TP	44	68
CQ303000000	6	12	NS6110310SP	54	48	SD0700346TP	44	65
D2112555B00	2	3	NS6110420SP	24	19	SD0800352SP	60	14
D2464555B00	46	22	NS6110420SP	28	16	SD0900356TP	38	15

## NUMERICAL INDEX OF PARTS

PART NO	PAGE	REF NO.	PART NO	PAGE	REF NO.	PART NO	PAGE	REF NO.
SD0900426TP	34	4	SM6030672TP	34	34	SM8040802TP	56	36
SD0900706TP	36	55	SM6040602TP	38	7	SM8050412TP	2	19
SK3412000SC	56	12	SM6040650TP	52	47	SM8050412TP	34	46
SL4030631SC	50	3	SM6040655TP	2	31	SM8050502TP	56	35
SL4030641SE	50	18	SM6040655TP	54	63	SM8050612TP	16	20
SL6040892TN	52	21	SM6040802TP	36	92	SM8050612TP	38	18
SL6052592TN	6	30	SM6041802TP	54	71	SM80506A2TP	34	14
SL6061692TN	4	48	SM6050450TP	22	73	SM8051002TP	30	20
SM0051001SC	56	37	SM6050650TP	36	71	SM8060550TP	24	34
SM1030501SN	42	44	SM6050650TP	46	35	SM8060550TP	28	28
SM1040750TP	2	30	SM6050800SP	34	93	SM8060552TP	6	14
SM2040750TP	2	32	SM6050800SP	36	93	SM8060552TP	36	82
SM4021201SC	46	44	SM6050802TP	50	26	SM8060610TP	30	37
SM4040455SP	52	6	SM6051002TP	8	21	SM8060612TP	6	38
SM4040601SC	42	5	SM6051002TP	48	50	SM8060612TP	30	41
SM4040655SP	34	31	SM6051202TP	22	51	SM8060612TP	34	44
SM4040655SP	38	44	SM6051202TP	42	37	SM80606A2TP	44	61
SM4040655SP	52	23	SM6051400SP	34	41	SM8060812TP	6	44
SM4040855SP	22	49	SM6051600SP	8	28	SM80608A2TP	6	25
SM4040855SP	38	47	SM6051600SP	12	81	SM8061212TP	22	65
SM4041055SP	8	35	SM6051600SP	34	74	SM8061550TP	6	22
SM4041201SC	62	24	SM6051600SP	36	74	SM8063012TR	58	6
SM4041601SN	18	49	SM6051850TP	36	83	SM8081652TP	6	17
SM4042501SC	62	26	SM6052502TP	44	62	SM9040603SC	2	28
SM4050655SP	30	34	SM6060800SP	2	12	SM9040603SC	46	12
SM4050655SP	36	85	SM6060800SP	38	39	SM9050850SP	42	31
SM4050655SP	54	88	SM6061150TP	6	20	SM9051203CP	44	57
SM4050855SP	2	6	SM6061150TP	34	29	SM9061203SE	58	20
SM4050855SP	16	47	SM6061200SP	42	28	SM9061853SR	58	14
SM4050855SP	22	58	SM6061202TP	46	24	SQ0000401MZ	52	60
SM4050855SP	30	28	SM6062500SP	30	31	SQ0000401MZ	54	60
SM4050855SP	42	26	SM6062502TP	8	24	SQ0000451MZ	52	27
SM4050855SP	50	37	SM6062502TP	12	76	SQ2050453MZ	30	45
SM4051001SN	14	43	SM6063002TP	46	29	SQ2060443SD	52	25
SM4051055SP	4	67	SM6063750SP	30	24	SQ2060451MZ	30	35
SM4051255SP	34	27	SM6750690TP	34	25	SS1090520TP	42	47
SM4051255SP	52	8	SM6850400SP	44	53	SS4090415SP	10	28
SM4051405SE	62	25	SM7050850TP	36	60	SS4090715SP	10	37
SM4051455SP	2	1	SM8030312TP	44	54	SS4110515SP	46	47
SM4051601SC	56	4	SM8031612TP	36	77	SS4110615SP	14	36
SM4052501SP	14	42	SM8040402TP	2	23	SS4110615SP	20	36
SM4052501SP	20	47	SM8040412TP	22	68	SS4110715SP	38	29
SM4055001SF	54	79	SM8040412TP	34	76	SS4111215SP	38	31
SM4062001SC	56	3	SM8040412TP	36	76	SS5090420SP	14	39
SM5040655SN	56	34	SM8040612TP	34	38	SS5090420SP	20	39

## NUMERICAL INDEX OF PARTS

PART NO	PAGE	REF NO.	PART NO	PAGE	REF NO.
SS5091020SP	16	21	WP0371016SD	50	30
SS6060510TP	10	22	WP0430800SD	54	70
SS6080340SP	12	63	WP0450000SD	10	18
SS6080410SP	10	27	WP0450801SP	20	44
SS6090520SP	16	25	WP0450801SP	48	49
SS6090580TP	44	48	WP0450826SC	56	33
SS6090810TP	24	15	WP0501016SC	56	13
SS6090810TP	28	12	WP0501016SD	14	37
SS6121860SP	34	19	WP0501016SD	20	37
SS6153040SP	30	23	WP0501016SD	46	20
SS7060310SP	12	72	WP0520656SA	34	16
SS7090510SP	14	24	WP0520656SA	54	78
SS7090510SP	20	24	WP0531000SC	64	3
SS7090610SP	50	29	WP0531000SD	42	66
SS7090910TP	38	43	WP0531000SD	44	66
SS7110710SP	10	19	WP0531000SD	50	35
SS7110710SP	46	15	WP0531000SD	54	80
SS7110740TP	46	11	WP0531001SC	56	6
SS7121410TP	60	6	WP0531001SC	62	18
SS8080660TP	8	19	WP0550800SP	8	22
SS8080660TP	10	87	WP0550800SP	48	51
SS8080660TP	12	87	WP0612056SD	46	31
SS8090670SP	16	39	WP0621016SD	46	26
SS8110410TP	4	76	WP0621036SP	60	10
SS9110460CP	22	62	WP0621046SP	30	25
SS9111010SP	46	21	WP0621046SP	42	17
TA0290301M0	30	30	WP0641600SC	56	7
TA0370301R0	6	33	WP0651646SC	64	16
TA0370301R0	10	33	WP1021016SD	60	12
TA0490601R0	6	42	WP1612616SE	62	29
TA0500301R0	6	32	WS0410002KP	50	36
TA0750404R0	6	1	WS0451040KP	48	48
TA0750704R0	4	72	WS0510002KN	62	5
TA0800504R0	2	9	WS0521010KN	56	5
TA0950806R0	4	58	WS0610002KP	46	30
TA1030402R0	4	71	WS0631510KP	46	25
TA1250406R0	2	73	WT0530002KS	2	7
TA1250406R0	4	73			
TA1250705R0	4	62			
TA1470704R0	4	57			
TA1600406R0	2	16			
TA1650406R0	4	59			
WP0350516SD	16	27			
WP0371016SD	24	16			
WP0371016SD	28	13			