

MODEL : AMS-210E

List No : 1430-08

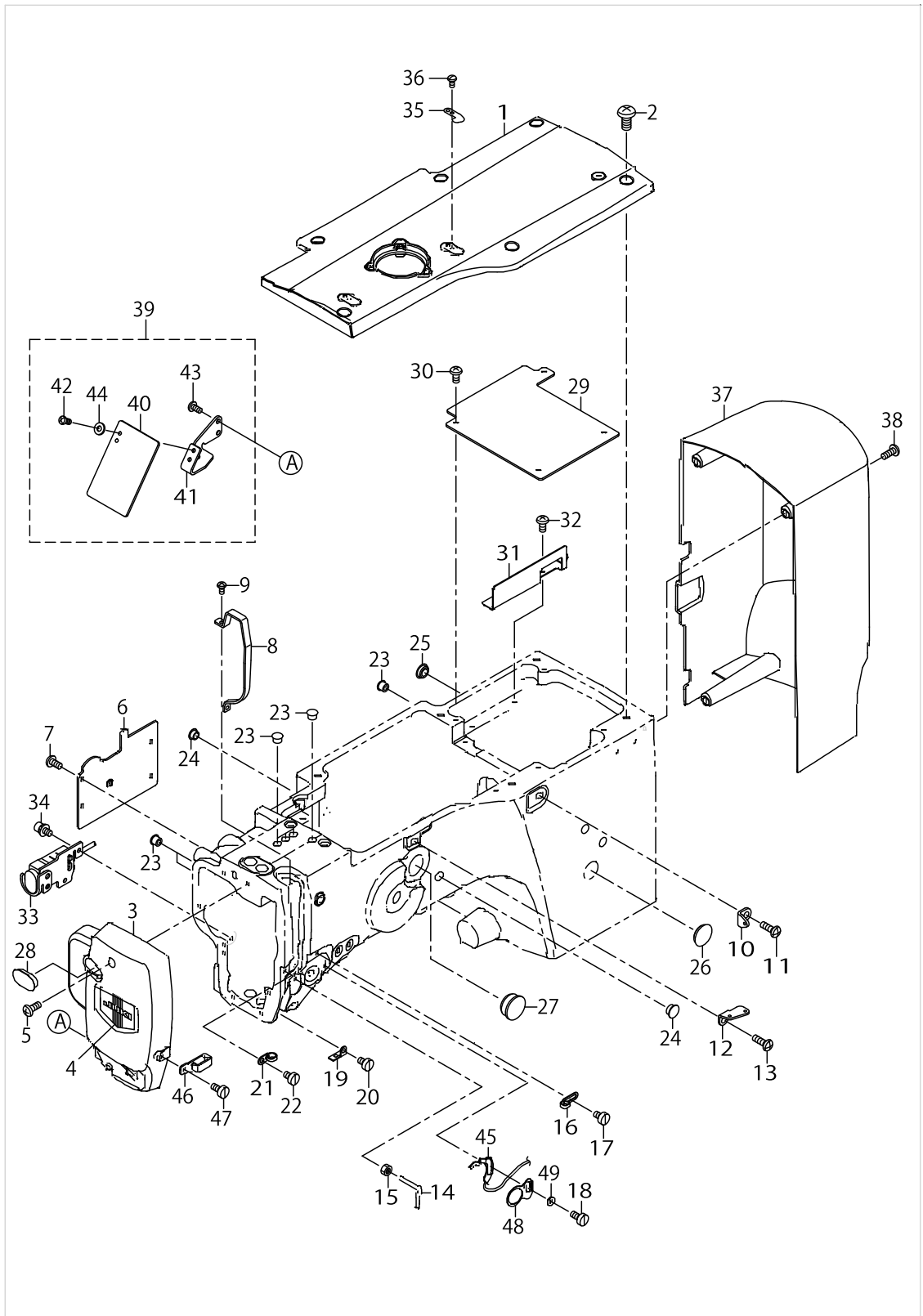
PARTS LIST

Published:09/10/2017

CONTENTS

FRAME & MISCELLANEOUS COVER COMPONENTS (1)	1
FRAME & MISCELLANEOUS COVER COMPONENTS (2)	5
FRAME & MISCELLANEOUS COVER COMPONENTS (3)	9
MAIM SHAFT & NEEDLE BAR COMPONENTS	13
PRESSER MECHANISM & PRESSER VARIABLE COMPONENTS (1)	17
PRESSER MECHANISM & PRESSER VARIABLE COMPONENTS (2)	21
PRESSER PLATE & MANUAL PRESSER MECHANISM COMPONENTS	25
SHUTTLE DRIVER SHAFT COMPONENTS.....	29
WIPER MECHANISM COMPONENTS	33
TENSION RELEASE & THREAD TENSION COMPONENTS.....	35
THREAD TRIMMER MECHANISM COMPONENTS.....	39
THREAD CLAMP COMPONENTS	41
X-Y COMPONENTS (1)	43
X-Y COMPONENTS (2)	47
CLOTH FEED MECHANISM COMPONENTS (FOR AMS-210EHS,ESS)	51
CLOTH FEED MECHANISM COMPONENTS (EXCEPT AMS-210EHS,ESS).....	53
TABLE COMPONENTS	55
PNEUMATIC COMPONENTS (EXCEPT AMS-210EHS,ESS)	59
THREAD STAND COMPONENTS.....	61
OPERATION PANEL COMPONENTS	63
CONTROL BOX COMPONENTS	67
WIRING DIAGRAM.....	69
PEDAL COMPONENTS.....	73
ACCESSORIE PART COMPONENTS	75
OPTIONAL PART COMPONENTS (1)	77
OPTIONAL PART COMPONENTS (2).....	81
LIST FOR INFORMATION OF CHANGE.....	85
HOW TO MAKE USE OF THIS PARTS LIST	86

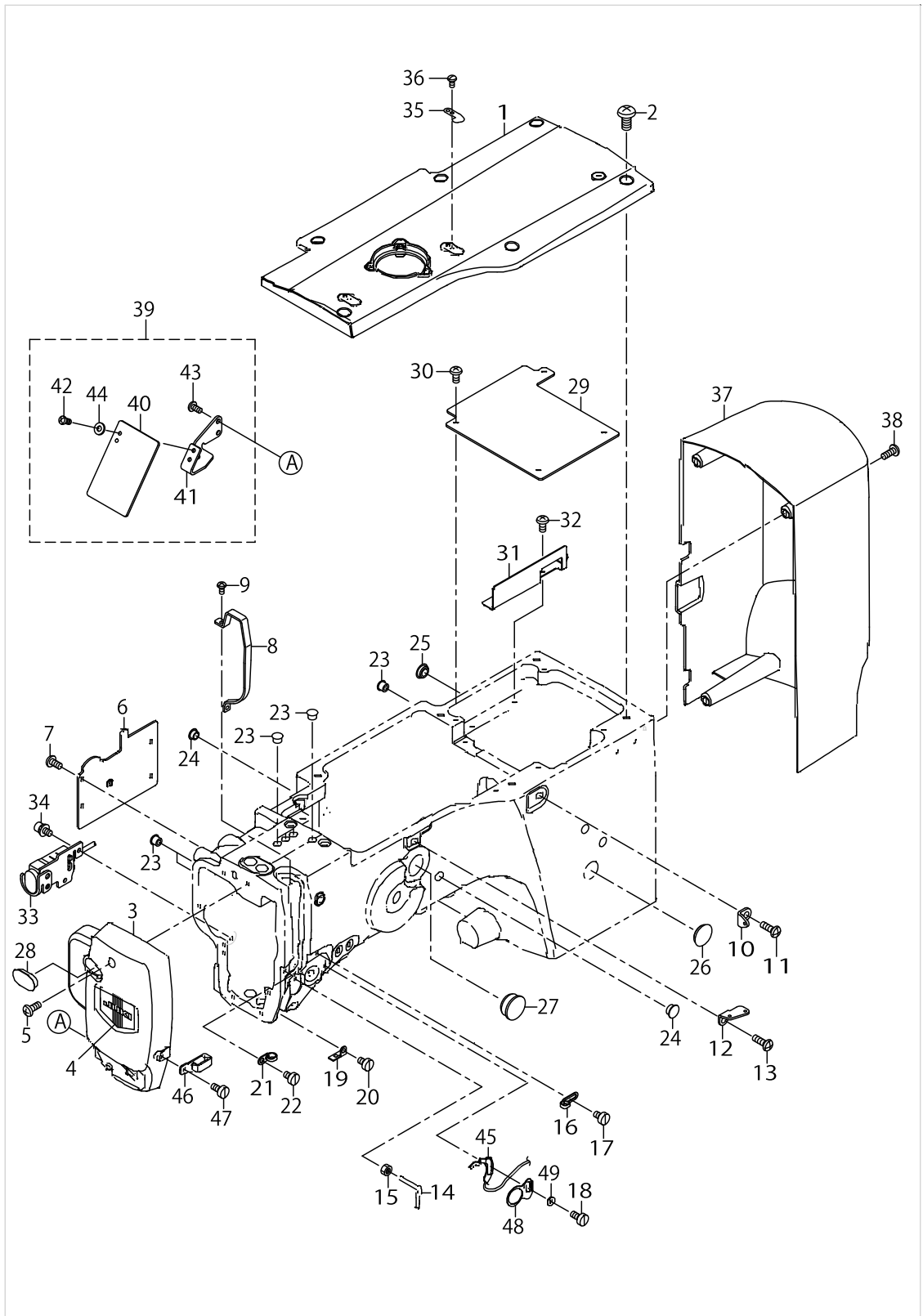
FRAME & MISCELLANEOUS COVER COMPONENTS (1)



FRAME & MISCELLANEOUS COVER COMPONENTS (1)

No.	Parts No.	Parts name	Remarks	Level	Cons	Qty
1	40026980	UPSIDE_COVER				1
2	SM4061255SP	SCREW M6 L=12				6
3	40026979	FACE_COVER				1
4	22902506	FACE PLATE				1
5	SM4041055SP	SCREW				2
6	40024999	PRESSER_COVER				1
7	SM4040855SP	SCREW				4
8	40030828	THREAD_TAKE_UP_LEVER_COVER				1
9	SM4030601SN	SCREW M3 X 6				2
10	40010414	THREAD_GUIDE_NO.1				1
11	SM4061255SP	SCREW M6 L=12				1
12	26211904	THREAD GUIDE PLATE				1
13	SM4061255SP	SCREW M6 L=12				1
14	40025414	L_SHAPED_THREAD_GUIDE				1
15	NM6040000SN	NUT M4				1
16	22920508	ARM THREAD GUIDE A				1
17	SM6040650TP	SCREW				1
18	SM6040860TP	SCREW M4 L=8				1
19	B1129210000	FRAME THREAD GUIDE (B)				1
20	SM6040650TP	SCREW				1
21	13705108	TAKE-UP THREAD GUIDE B				1
22	SM6040650TP	SCREW				1
23	TA0850604R0	RUBBER PLUG				7
24	TA1050504R0	RUBBER PLUG				3
25	TA1250406R0	RUBBER PLUG D=12.5 L=4				1
26	TA2050406R0	RUBBER PLUG				1
27	TA2351004R0	RUBBER PLUG				1
28	40028877	FACE_COVER_CAP				1
29	40024998	CRANK_ROD_COVER				1
30	SM4040855SP	SCREW				4
31	40028459	GREASE_PLATE				1
32	SM4040855SP	SCREW				2
33	40029632	STOP SW ASM.				1
34	SL6040892TN	BOLT				2
35	10502300	THREAD CUTTER				1
36	SM4030601SN	SCREW M3 X 6				1
37	40027971	MOTOR_COVER	ACCESSORIE PARTS			1
38	SM4041055SP	SCREW	ACCESSORIE PARTS			4
39	40006484	SAFETY PLATE COMPL.	ACCESSORIE PARTS			1
40	B3120372000	SAFETY PLATE		*		1
41	40051987	SAFETY PLATE BASE		*		1
42	SM4040655SP	SCREW M4 L=6		*		2
43	SM4040855SP	SCREW		*		2
44	WP0450801SD	WASHER 4.5X10X0.8		*		2
45	40032511	THB_SENSOR_CABLE_ASM.				1
46	10102200	THREAD GUIDE F				1
47	SM6040860TP	SCREW M4 L=8				1

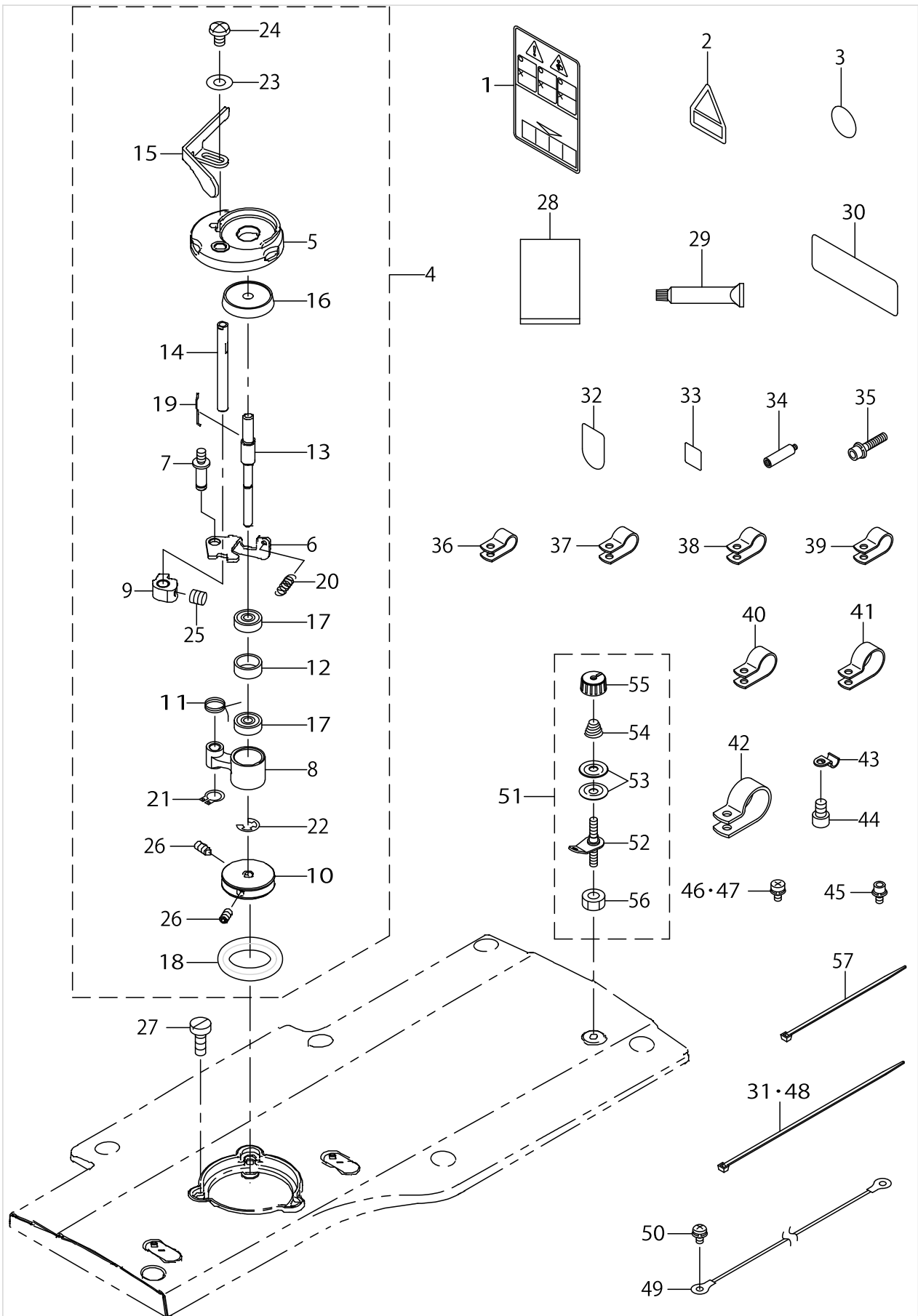
FRAME & MISCELLANEOUS COVER COMPONENTS (1)



FRAME & MISCELLANEOUS COVER COMPONENTS (1)

No.	Parts No.	Parts name	Remarks	Level	Cons	Qty
48	40028834	GUIDE_PLATE				1
49	40028835	BUSHING				1

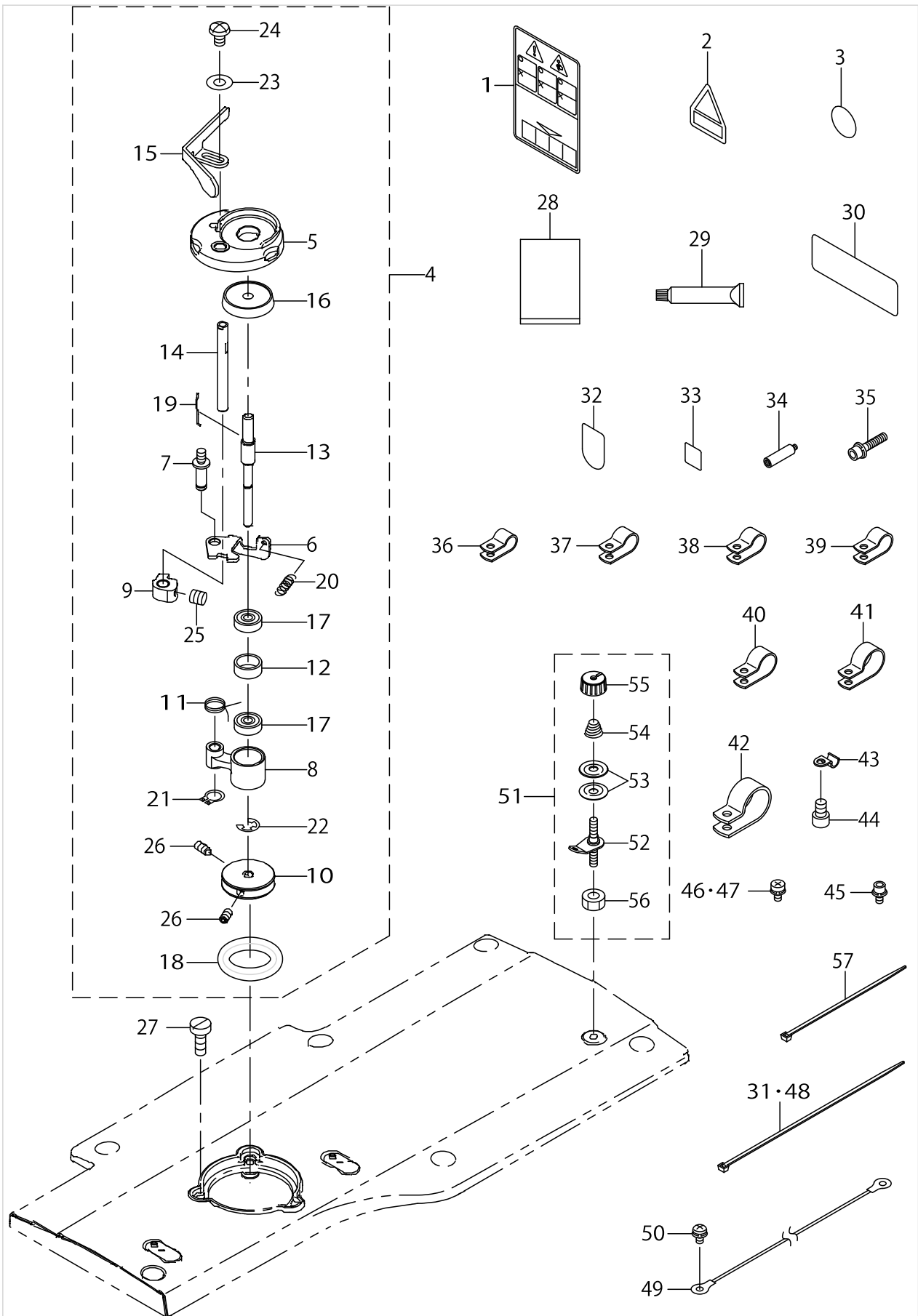
FRAME & MISCELLANEOUS COVER COMPONENTS (2)



FRAME & MISCELLANEOUS COVER COMPONENTS (2)

No.	Parts No.	Parts name	Remarks	Level	Cons	Qty
1	CM301200001	SAFETY LABEL_S				1
2	CM300200003	ATTENTION LABEL				1
3	10004109	GROUND MARK				1
4	40028338	BOBBIN_WINDER_UNIT				1
5	26260109	BTW_BASE		*		1
6	26260208	BTW_CAM_PLATE		*		1
7	26260307	BTW_BASE_SHAFT		*		1
8	26260406	BTW_SHAFT_BASE		*		1
9	26260505	BTW_CAM_LEVER		*		1
10	26260604	BTW_WHEEL		*		1
11	26260703	BTW_TORSION_SPRING		*		1
12	26260802	BTW_BEARING_SPACER		*		1
13	40023865	BTW_SHAFT		*		1
14	40023866	BTW_LEVER_SHAFT		*		1
15	40030829	BTW_LEVER		*		1
16	26261206	BTW_SPACER		*		1
17	26261305	BTW_BEARING		*		2
18	26261503	BTW_WHEEL_RUBBER		*		1
19	26261602	BOBBIN_SPRING		*		1
20	26261701	BTW_SPRING		*		1
21	RC0560711KP	RETAINING RING		*		1
22	RE0400000K0	E-RING 4		*		1
23	WP0450826SC	WASHER 4.5X10X0.8		*		1
24	SM5040655SN	SCREW		*		1
25	SM8050502TP	SCREW M5 L=5		*		1
26	SM8040802TP	SCREW M4X8		*		2
27	SM6041150TP	SCREW				3
28	40031336	FLAT_BAG				1
29	40013640	JUKI_GREASE_B_TUBE				1
30	CM500100001	CE MARKING LABEL	FOR JE			1
31	EA9500B0200	CABLE BAND 150	FOR AMS-210EHS,ESS,EHL,ESL			3
32	CM100100001	OIL INJECTION PROHIBITION LABEL				1
33	CM600100101	WEEE MARK LABEL S	FOR JE			1
34	40036110	GREASE JOINT B				1
35	SL6084092TN	BOLT				1
36	HX00150000C	CABLE BAND				4
37	HX00150000D	CABLE CLIP	FOR AMS-210EHS,ESS			5
38	HX00150000D	CABLE CLIP	FOR AMS-210EHL,ESL, AMS-210E-1510			5
39	HX00150000D	CABLE CLIP	FOR AMS-210E-2206, AMS-210E-2210			6
40	HX00150000F	CABLE CLIP	FOR AMS-210EHL,ESL, AMS-210E-1510			1
41	HX00150000H	CABLE CLIP				1
42	HX00150000K	CABLE CLIP				1
43	B3538112000	OIL RETURN TUBE HOLDER				2
44	SM6040602TP	SCREW M4 L=6				2
45	SL6040892TN	BOLT				3
46	SL4040891SC	SCREW M4 L=8	EXCEPT AMS-210E-2206, AMS-210E-2210			12
47	SL4040891SC	SCREW M4 L=8	FOR AMS-210E-2206, AMS-210E-2210			13

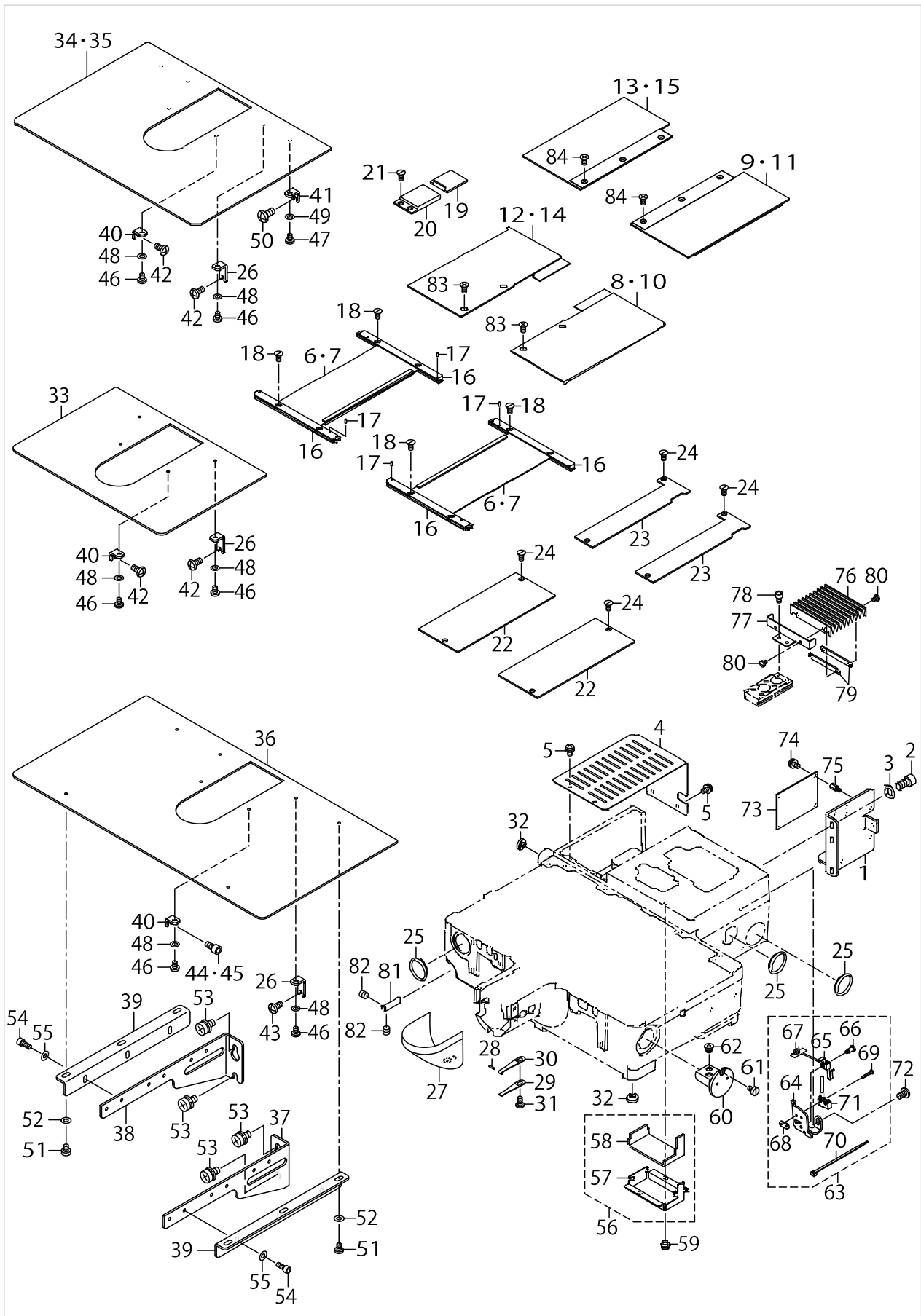
FRAME & MISCELLANEOUS COVER COMPONENTS (2)



FRAME & MISCELLANEOUS COVER COMPONENTS (2)

No.	Parts No.	Parts name	Remarks	Level	Cons	Qty
48	EA9500B0200	CABLE BAND 150	FOR AMS-210E-1510, AMS-210-E-2206, AMS-210E-2210			4
49	40005712	EARTH CODE ASM				1
50	SL4040891SC	SCREW M4 L=8				1
51	14113468	BOBBIN THREAD TENSION ASM.				1
52	14113450	BOBBIN THREAD TENSION ROD ASM.		*		1
53	B3126012000	THREAD TENSION DISK		*		2
54	D7133555B00	CONNECTING ROD SPRING		*		1
55	11072402	THREAD TENSION NUT		*		1
56	NS6110310SP	NUT 11/64-40		*		1
57	EA9500B0100	CABLE BAND			2	

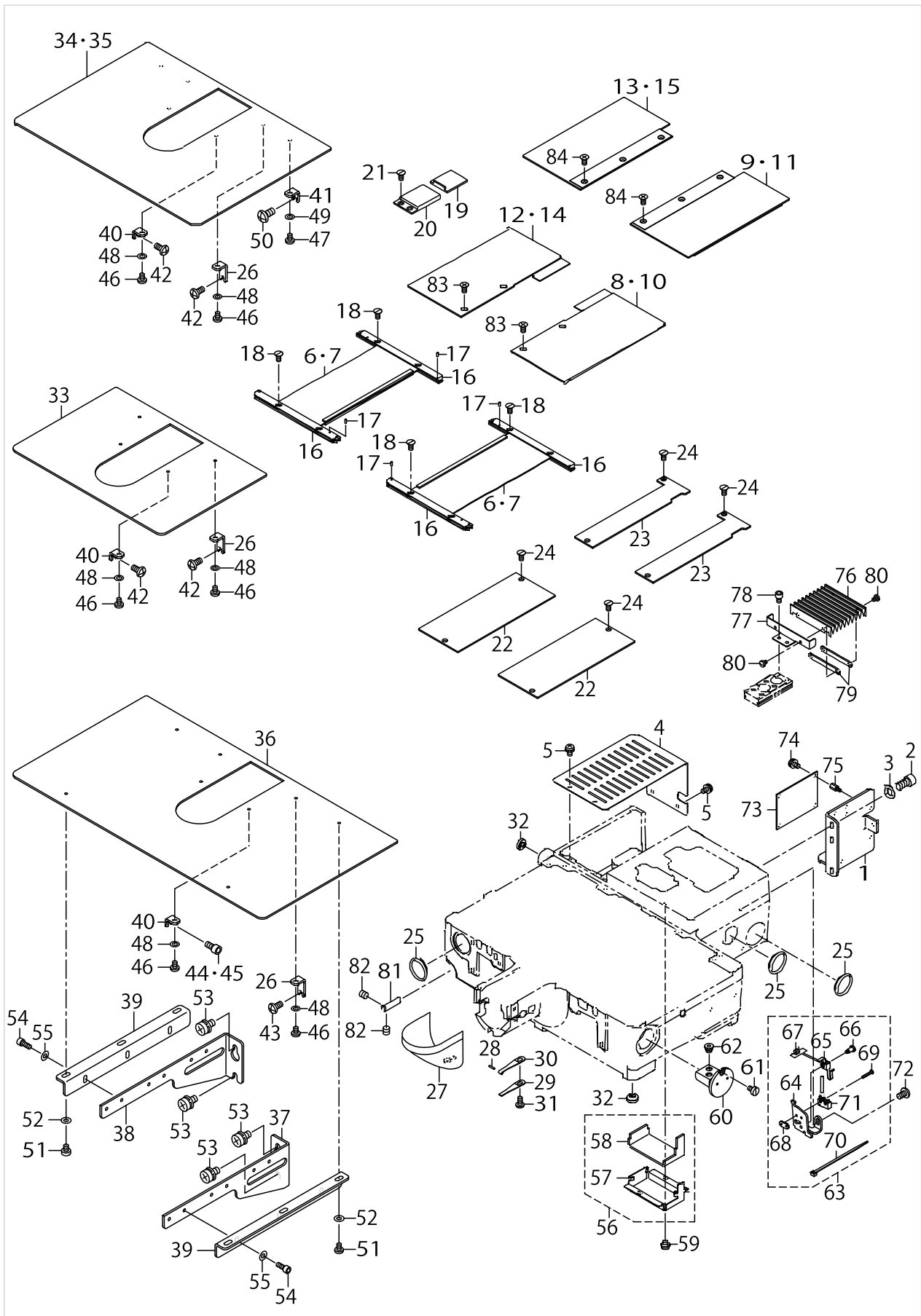
FRAME & MISCELLANEOUS COVER COMPONENTS (3)



FRAME & MISCELLANEOUS COVER COMPONENTS (3)

No.	Parts No.	Parts name	Remarks	Level	Cons	Qty
1	40024997	LIFTER_BASE				1
2	SM6061202TP	SCREW M6 L=12				2
3	WP0651001SC	WASHER				2
4	40025017	X_MOTOR_COVER				1
5	SL4040891SC	SCREW M4 L=8				5
6	40025018	X MOVEMENT LOWER COVER ASM.	FOR AMS-210EHS,ESS,EHL,ESL			2
7	40036457	X_MOVEMENT_LOWER_COVER_ASM	FOR AMS-210E-1510, AMS-210-E-2206, AMS-210E-2210			2
8	40025023	X MOVEMENT UPPER COVER R ASM.	FOR AMS-210EHS,ESS,EHL,ESL			1
9	40036459	X_MOVEMENT_UPPER_COVER_R_ASM	FOR AMS-210E-1510			1
10	40038553	X MOVEMENT UPPER COVER R ASM	FOR AMS-210E-2206			1
11	40039532	X MOVEMENT UPPER COVER R ASM	FOR AMS-210E-2210			1
12	40025021	X MOVEMENT UPPER COVER L ASM.	FOR AMS-210EHS,ESS,EHL,ESL			1
13	40036461	X_MOVEMENT_UPPER_COVER_L_ASM	FOR AMS-210E-1510			1
14	40038555	X MOVEMENT UPPER COVER L ASM	FOR AMS-210E-2206			1
15	40039534	X MOVEMENT UPPER COVER L ASM	FOR AMS-210E-2210			1
16	B1181210D00	X MOVEMENT COVER RAIL				4
17	PS0150042K0	SPRING PIN 1.5X 4				4
18	SM1040870TP	SCREW				8
19	B1123210000	Y DRIVE COVER	EXCEPT AMS-210E-1510, AMS-210E-2210			1
20	B1124210000	Y FIXED COVER	EXCEPT AMS-210E-1510, AMS-210E-2210			1
21	SM1040870TP	SCREW	EXCEPT AMS-210E-1510, AMS-210E-2210			2
22	40025031	FEED BASE COVER	FOR AMS-210EHS,ESS,EHL,ESL			2
23	40036464	FEED_BASE_COVER	FOR AMS-210E-1510, AMS-210-E-2206, AMS-210E-2210			2
24	SM1040870TP	SCREW				4
25	B8267180000	RUBBER PLUG				3
26	40025015	COVER_SUPPORT_A	ACCESSORIE PARTS			2
27	13816855	HOOK COVER ASM.				1
28	31262801	PIN				1
29	26221200	HOOK COVER PRESSER SPRING B				1
30	26221101	HOOK COVER PRESSER SPRING A				1
31	SM5040855SN	SCREW				1
32	B1116210D00	FRAME SUPPORT RUBBER	ACCESSORIE PARTS			6
33	40023629	NEEDLE PLATE SUPPORT COVER	ACCESSORIE PARTS (FOR AS-M-210EHS,ESS,EHL,ESL)			1
34	40036481	NEEDLE_PLATE_SUPPORT_COVER	ACCESSORIE PARTS (FOR AMS-210E-1510)			1
35	40038568	NEEDLE_PLATE_SUPPORT_COVER	ACCESSORIE (FOR ASM-210E-2206)			1
36	40039545	NEEDLE_PLATE_SUPPORT_COVER	ACCESSORIE (FOR ASM-210E-2210)			1
37	40039546	COVER_SUPPORT_R	ACCESSORIE (FOR ASM-210E-2210)			1
38	40039547	COVER_SUPPORT_L	ACCESSORIE (FOR ASM-210E-2210)			1
39	B1132223C00	COVER BASE	ACCESSORIE (FOR ASM-210E-2210)			2
40	40025014	COVER_SUPPORT_B	ACCESSORIE PARTS			2
41	D1113D10D0D	COVER SUPPORT	ACCESSORIE PARTS (FOR AS-M-210E-1510, AMS-210E-2206)			2
42	SM4051055SP	SCREW	EXCEPT AMS-210E-2210			4
43	SM4051055SP	SCREW	ACCESSORIE (FOR ASM-210E-2210)			2
44	SM4051055SP	SCREW	SELECTIVE PARTS (FOR AMS-210E-2210)			2
45	SM6051002TP	SCREW M5X0.8 L=10	SELECTIVE PARTS (FOR AMS-210E-2210)			2

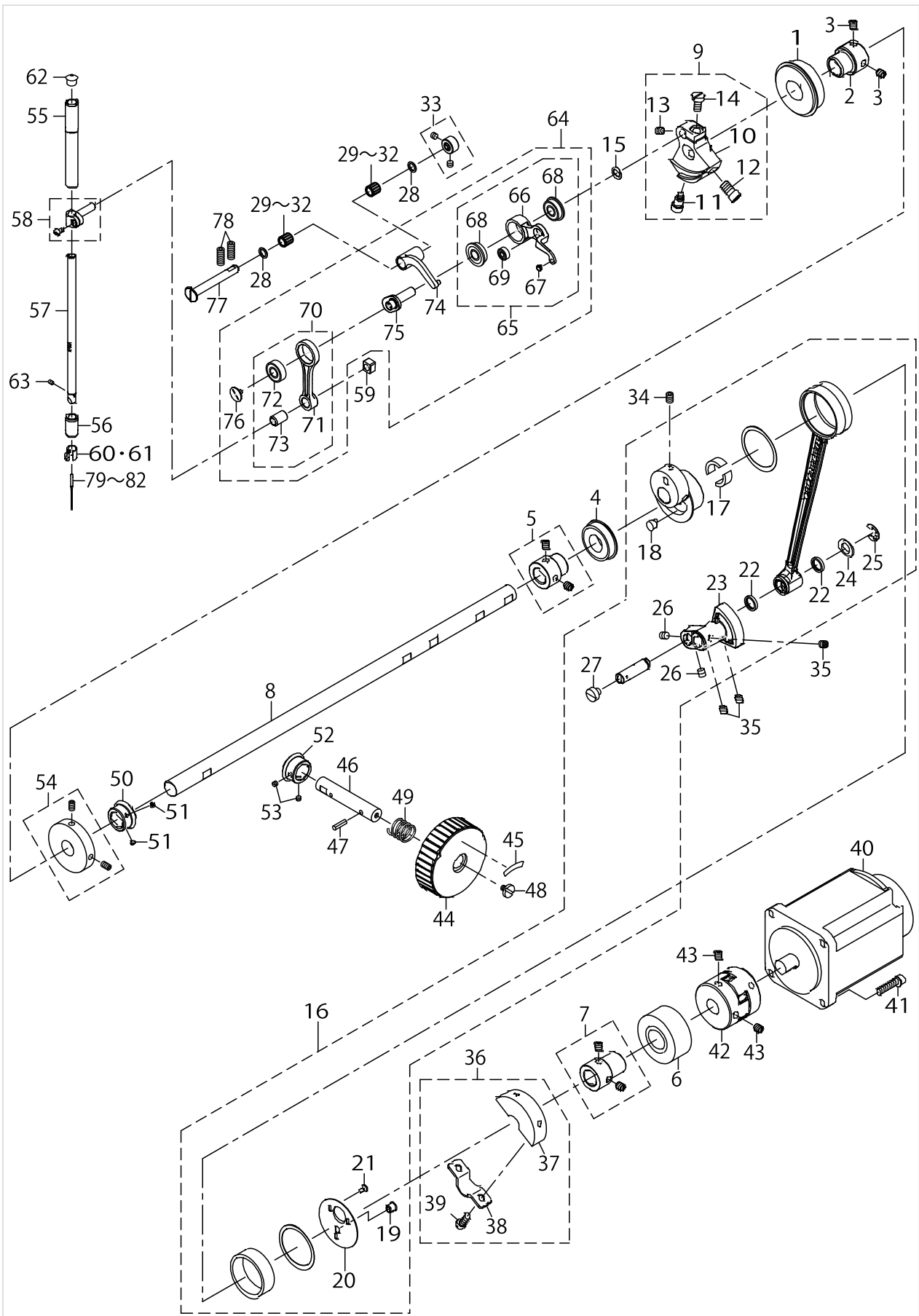
FRAME & MISCELLANEOUS COVER COMPONENTS (3)



FRAME & MISCELLANEOUS COVER COMPONENTS (3)

No.	Parts No.	Parts name	Remarks	Level	Cons	Qty
46	SM6450610TP	SCREW	ACCESSORIE PARTS			4
47	SM6450610TP	SCREW	ACCESSORIE PARTS (FOR ASM-210E-1510, AMS-210E-2206)			2
48	WP0430800SD	WASHER M4	ACCESSORIE PARTS			4
49	WP0430800SD	WASHER M4	ACCESSORIE PARTS (FOR ASM-210E-1510, AMS-210E-2206)			2
50	SM4061255SP	SCREW M6 L=12	ACCESSORIE PARTS (FOR ASM-210E-1510, AMS-210E-2206)			2
51	SM6450610TP	SCREW	ACCESSORIE (FOR ASM-210E-2210)			4
52	WP0450801SP	WASHER	ACCESSORIE (FOR ASM-210E-2210)			4
53	SL9061291SE	WASHER HEXAGONAL BOLT M6 L=12	ACCESSORIE (FOR ASM-210E-2210)			4
54	SM6041002TP	SCREW M4 L=10	ACCESSORIE (FOR ASM-210E-2210)			6
55	WP0450801SP	WASHER	ACCESSORIE (FOR ASM-210E-2210)			6
56	40026829	GEAR_COVER_ASM.				1
57	40026830	GEAR_COVER		*		1
58	40026831	GEAR_COVER_FELT		*		1
59	SL4040681SC	COMBINATION SCREW M4 X 8				2
60	40006836	OIL TANK ASM.				1
61	SM6040650TP	SCREW				1
62	40006840	RUBBER BUSH				2
63	40029776	SAFTY_SW_ASM.				1
64	40006496	SAFETY_SW_BASE		*		1
65	23638109	SAFETY SWITCH ARM		*		1
66	40006497	SAFETY_SW_ARM_SHAFT		*		1
67	23638208	SAFETY SWITCH SPRING		*		1
68	23638406	SAFETY SWITCH NUT		*		1
69	SM4021201SC	SCREW M2 L=12		*		1
70	EA9500B0100	CABLE BAND		*		2
71	40029633	SAFETY SW CORD ASM.		*		1
72	SM4050855SP	SCREW				1
73	40032512	INT_PCB_ASM.				1
74	SL4040891SC	SCREW M4 L=8				3
75	HX003390000	STUD				4
76	40036465	FEED_COVER	FOR AMS-210E-1510, AMS-210E-2210			1
77	40036467	FEED_COVER_STAY	FOR AMS-210E-1510, AMS-210E-2210			1
78	SM6040602TP	SCREW M4 L=6	FOR AMS-210E-1510, AMS-210E-2210			2
79	40036468	FEED_COVER_PLATE	FOR AMS-210E-1510, AMS-210E-2210			2
80	SM7030450SC	SCREW M3X0.5 L=4	FOR AMS-210E-1510, AMS-210E-2210			4
81	40009290	HINGE STUD				2
82	SM8060612TP	SCREW M6 L=6				4
83	SM1040801SP	SCREW M4X0.7 L=8	EXCEPT AMS-210E-1510, AMS-210E-2210			4
84	SM1040801SP	SCREW M4X0.7 L=8	FOR AMS-210E-1510, AMS-210E-2210			6

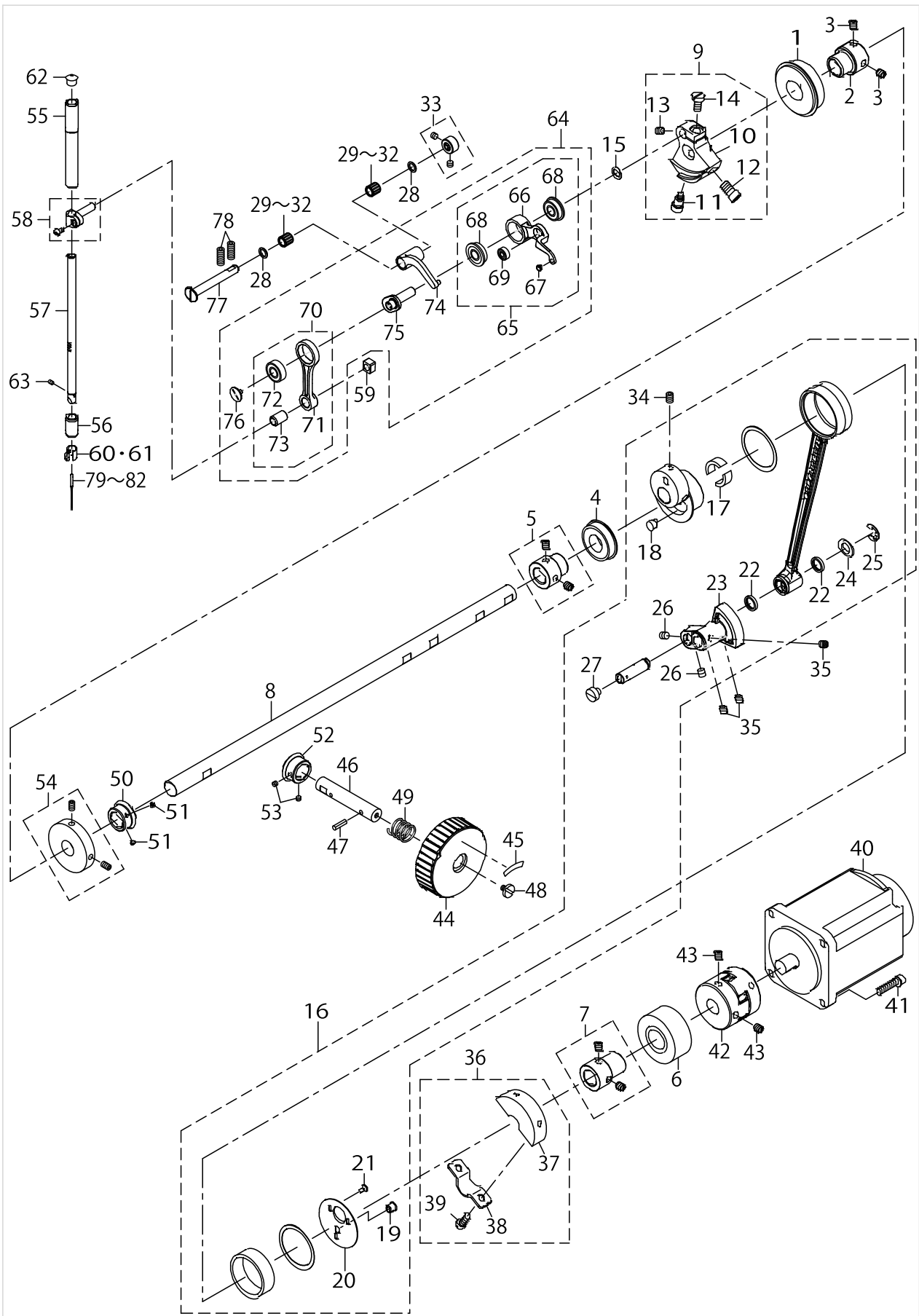
MAIM SHAFT & NEEDLE BAR COMPONENTS



MAIM SHAFT & NEEDLE BAR COMPONENTS

No.	Parts No.	Parts name	Remarks	Level	Cons	Qty
1	SB12000900	BEARING				1
2	23604200	MAIN SHAFT BEARING SUPPORT				1
3	SM8060812TP	SCREW M6 L=8				2
4	SB120001800	BEARING				1
5	40010415	BEARING_BUSH_A_ASM.				1
6	SB120001700	BEARING				1
7	40010418	BEARING_BUSH_B_ASM.				1
8	40025417	MAIN SHAFT				1
9	40010422	COUNTER_WEIGHT_ASM.				1
10	40010423	COUNTER_WEIGHT		*		1
11	40010424	COUNTER_WEIGHT_SCREW_A		*		1
12	40010425	COUNTER_WEIGHT_SCREW_B		*		1
13	40010426	COUNTER_WEIGHT_SCREW_C		*		1
14	40010427	COUNTER_WEIGHT_SCREW_D		*		1
15	WP0820516SP	WASHER 11.6X8.2X0.6				1
16	40031136	CRANK_ROD_ALL_ASM.				1
17	40006555	UNDER CAM FELT		*		2
18	TA0670604R0	PLUG D=6.7 L=6		*		1
19	TA0670604R0	PLUG D=6.7 L=6		*		1
20	40010421	CRANK_ROD_SUPPORT_PLATE		*		1
21	SM1030601SP	SCREW M3 L=6		*		3
22	10108009	OIL SEAL		*		2
23	40006561	OSCILLATOR		*		1
24	40026818	WASHER		*		1
25	RE0800000K0	E-SHAPED SNAP RING (8MM)		*		1
26	SM8480652TP	SCREW		*		2
27	SM6060550TP	SCREW M6 L=4.5		*		1
28	22891204	BEARING SUPPORT				2
29	SB30700020A	BEARING	SELECTIVE PARTS			2
30	SB30700020B	BEARING	SELECTIVE PARTS			2
31	SB30700020C	BEARING	SELECTIVE PARTS			2
32	SB30700020D	BEARING	SELECTIVE PARTS			2
33	40010434	THRUST_COLLAR_ASM.				1
34	SM8060812TP	SCREW M6 L=8				2
35	SM8480652TP	SCREW				3
36	40010437	CRANK_BALANCER_ASM.				1
37	40010438	CRANK_BALANCER		*		1
38	40010439	CRANK_BALANCER_FIX_PLATE		*		1
39	40010440	CRANK_BALANCER_FIX_PLATE_SCREW		*		2
40	40052937	SERVO MOTOR 550W				1
41	SL6052592TN	BOLT				4
42	23604309	COUPLING				1
43	SM8060812TP	SCREW M6 L=8				4
44	B1212210D00	PULLEY				1
45	B1144210000	REVOLVING DIRECTION LABEL				1
46	B1213210D00	PULLEY SHAFT				1
47	PS0400142KH	SPRING PIN 4X14				1

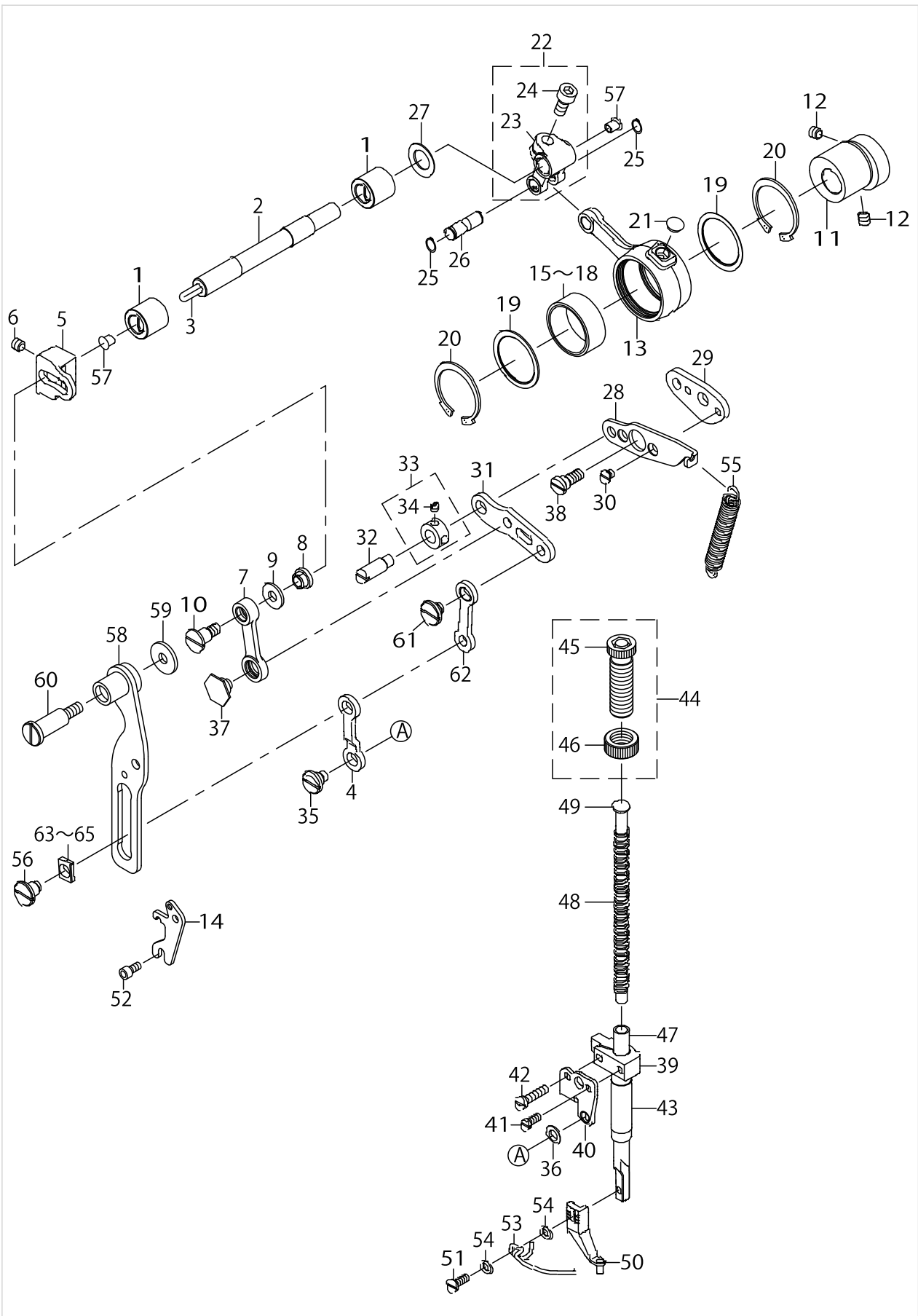
MAIM SHAFT & NEEDLE BAR COMPONENTS



MAIM SHAFT & NEEDLE BAR COMPONENTS

No.	Parts No.	Parts name	Remarks	Level	Cons	Qty
48	A1230500000A	HANDWHEEL SETSCREW				1
49	GAF01007000	SPRING				1
50	40006515	GEAR_A				1
51	SM8040310SS	SCREW M4 L=3				2
52	40006516	GEAR_B				1
53	SM8040310SS	SCREW M4 L=3				2
54	40010533	BTW_DRIVING_WHEEL_ASM.				1
55	40010441	NEEDLE_ROD_METAL				1
56	40010442	NEEDLE_ROD_LOWER_METAL				1
57	40026882	NEEDLE_BAR				1
58	B14115520A0	NEEDLE BAR CONNECTING ASM.				1
59	B1414555000	SLIDE BLOCK				1
60	B1405210000	THREAD GUIDE A	TYPE S			1
61	40026884	NEEDLE_BAR_SHREAD_GUIDE_H	TYPE H			1
62	22901409	NEEDLE BAR UPPER BUSH CAP				1
63	SM8030412TP	SCREW			☆	1
64	40006529	THREAD_TAKE_UP_COMPL.				1
65	40006530	THREAD_TAKE_UP_LEVER_ASM.		*		1
66	40006531	THREAD_TAKE_UP_LEVER		*		1
67	B1908505000	THREAD PASS BUSH		*		1
68	SB108002200	BEARING		*		2
69	SB104001600	BEARING		*		1
70	40006534	NEEDLE_BAR_CRANK_ROD_ASM.		*		1
71	40006535	NEEDLE_BAR_CRANK_ROD		*		1
72	SB108002300	BEARING		*		1
73	22891006	NEEDLE BAR CRANK ROD BUSH		*		1
74	40006532	THREAD_TAKE_UP_CRANK		*		1
75	40006537	NEEDLE_ROD_CRANK		*		1
76	B1903552000	LEFT SCREW		*		1
77	40011902	THREAD_TAKE_UP_CRANK_SHAFT				1
78	SM8061612TP	SCREW M6X16				2
79	MDP500B1400	NEEDLE DPX5 #14	TYPE S(FOR ST)		☆	1
80	MDP170B1800	NEEDLE DPX17 #18	TYPE H(FOR ST)		☆	1
81	MC200501000	NEEDLE #100	TYPE S(FOR JE)		☆	1
82	MC372001100	NEEDLE 135X17 #110	TYPE H(FOR JE)		☆	1

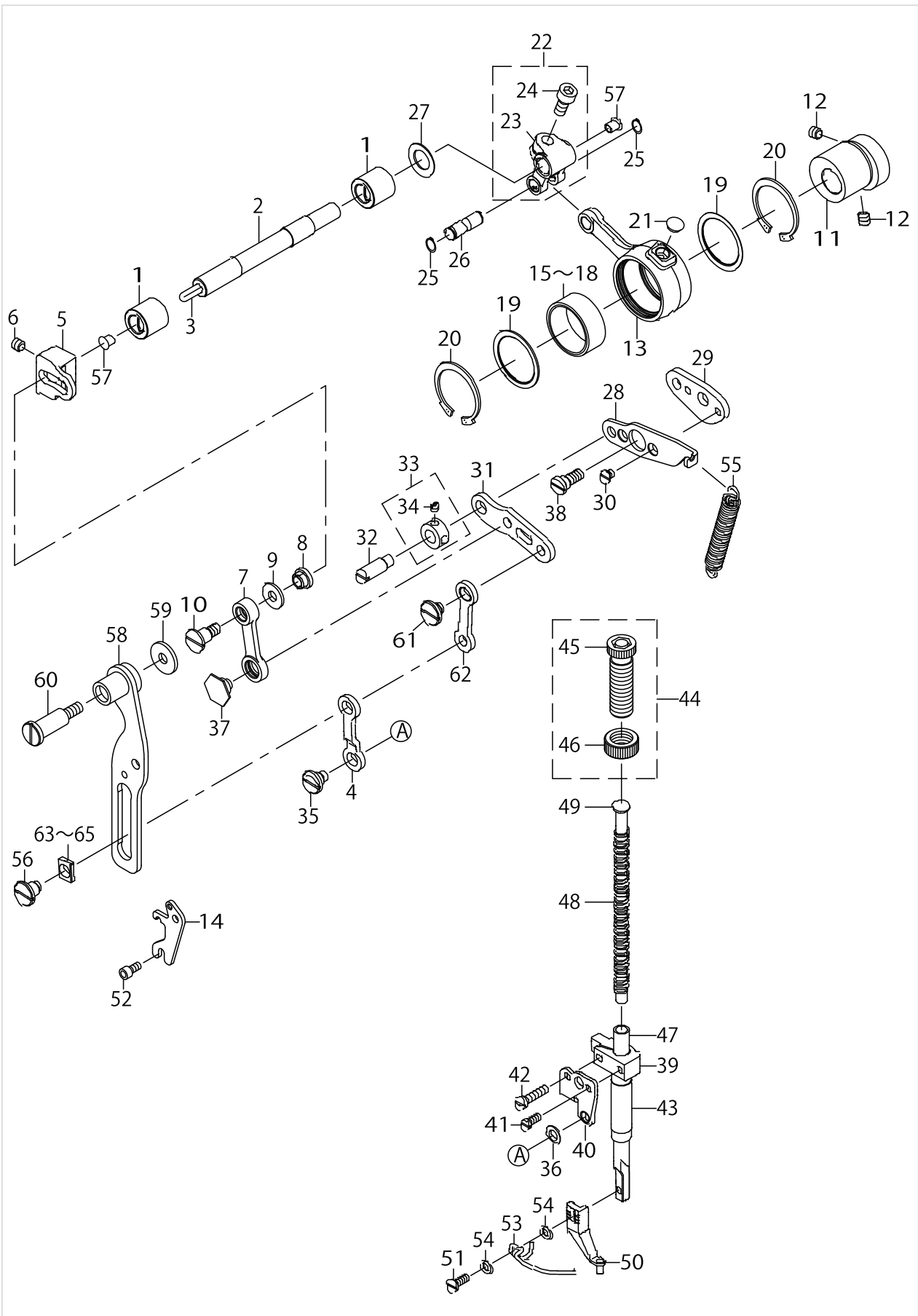
PRESSER MECHANISM & PRESSER VARIABLE COMPONENTS (1)



PRESSER MECHANISM & PRESSER VARIABLE COMPONENTS (1)

No.	Parts No.	Parts name	Remarks	Level	Cons	Qty
1	40025431	BUSHING				2
2	40025427	INTERMEDIATE_PRESSER_SHAFT				1
3	CQ303000000	OIL WICK				0.1
4	40030617	INTERMEDIATE_PRESSER_LINK_D				1
5	40025012	ADJUSTING_ARM				1
6	SM8060612TP	SCREW M6 L=6				1
7	40068835	INTERMEDIATE_PRESSURE_LINK				1
8	40025415	ADJUSTING_NUT				1
9	WP0611626SP	WASHER 15X6X1.6				1
10	SD0800746TP	SHOULDER SCREW				1
11	40025428	ECCENTRIC_CAM				1
12	SM8060612TP	SCREW M6 L=6				2
13	40025011	CRANK_CONNECTING_ROD				1
14	40068833	POSITIONING_LINK_SPRING_HOOK				1
15	B1636581A00	NEEDLE BEARING A	SELECTIVE PARTS			1
16	B1636581B00	NEEDLE BEARING B	SELECTIVE PARTS			1
17	B1636581C00	NEEDLE BEARING	SELECTIVE PARTS			1
18	B1636581D00	NEEDLE BEARING	SELECTIVE PARTS			1
19	40012965	BEARING_SUPPORT_PLATE				2
20	RC3781518KP	RETAINING RING				2
21	TA0750404R0	PLUG D=7.5 L=3.5				1
22	13122452	FEED BRANCH CRANK ASM.				1
23	13122403	FEED BRANCH CRANK		*		1
24	SM6061402TP	SCREW M6 L=14		*		1
25	RC0650811KP	RETAINING RING				2
26	40025429	ROD_CONNECTING_SHAFT				1
27	WP1221016SP	WASHER				1
28	40068834	POSITIONING_LINK				1
29	40024988	POSITIONING_LINK_B				1
30	SS1110640TP	SCREW 11/64-40 L= 5.5				2
31	40030620	INTERMEDIATE_PRESSER_LINK_B				1
32	B1408180000	HINGE SCREW				1
33	CS079073ASH	THRUST COLLAR ASM.				1
34	SS8110410TP	SCREW 11/64-40 L= 3.5		*		2
35	SD0800386TP	SHOULDER SCREW D=8 H=3.75				1
36	40029419	LINK_CONNECTING_PLATE_WASHER				1
37	SD1000506TP	SHOULDER SCREW D=10 H=4.95				1
38	SD0800408TP	SHOULDER SCREW				1
39	23610108	PRESSER BAR GUIDE BRACKET				1
40	40024991	LINK_CONNECTING_PLATE				1
41	SS6090910SP	SCREW 9/64-40 L=9				1
42	SS7111810TP	SCREW 11/64-40 L=18				1
43	40032798	PRESSER_BUSHING				1
44	22907554	PRESSER SPRING REG NUT ASM.				1
45	22907505	PRESSER SPRING REGULATOR		*		1
46	11071701	NUT		*		1
47	40030623	INTERMEDIATE_PRESSER_BAR				1

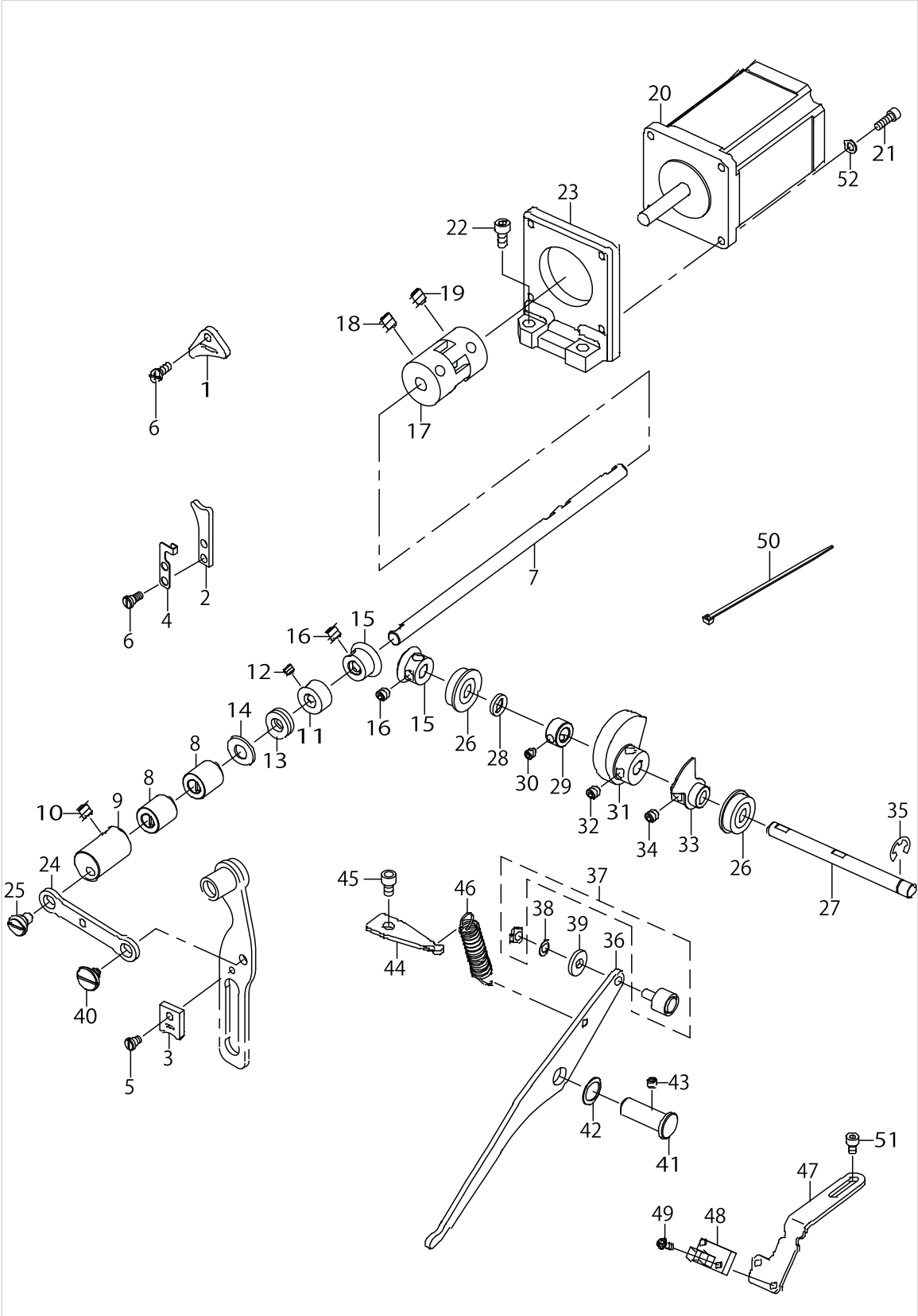
PRESSER MECHANISM & PRESSER VARIABLE COMPONENTS (1)



PRESSER MECHANISM & PRESSER VARIABLE COMPONENTS (1)

No.	Parts No.	Parts name	Remarks	Level	Cons	Qty
48	B161121000A	INNER PRESSER SPRING				1
49	40023631	PRESSER GUIDE BAR				1
50	40023632	INTERMEDIATE PRESSER A				1
51	SM7751160TP	SCREW				1
52	SM6040802TP	SCREW M4X0.7 L=8				2
53	B1634210D00	FINGER GUARD				1
54	WP0430800SC	WASHER M4				2
55	40030621	INTERMEDIATE_PRESSER_SPRING B				1
56	SD0800656TP	SHOULDER SCREW				1
57	TA0550604R0	RUBBER PLUG				2
58	40068829	PRESSURE_VARIABLE_PLATE_ASM.				1
59	40078113	COLLAR				1
60	SD1002206TP	SHOULDER SCREW D=10 H=22				1
61	SD0800336TP	SHOULDER SCREW				1
62	40030616	INTERMEDIATE_PRESSER_LINK_C				1
63	40030628	SLIDE_BLOCK_A	SELECTIVE PARTS			1
64	40030629	SLIDE_BLOCK_B	SELECTIVE PARTS			1
65	40030630	SLIDE_BLOCK_C	SELECTIVE PARTS			1

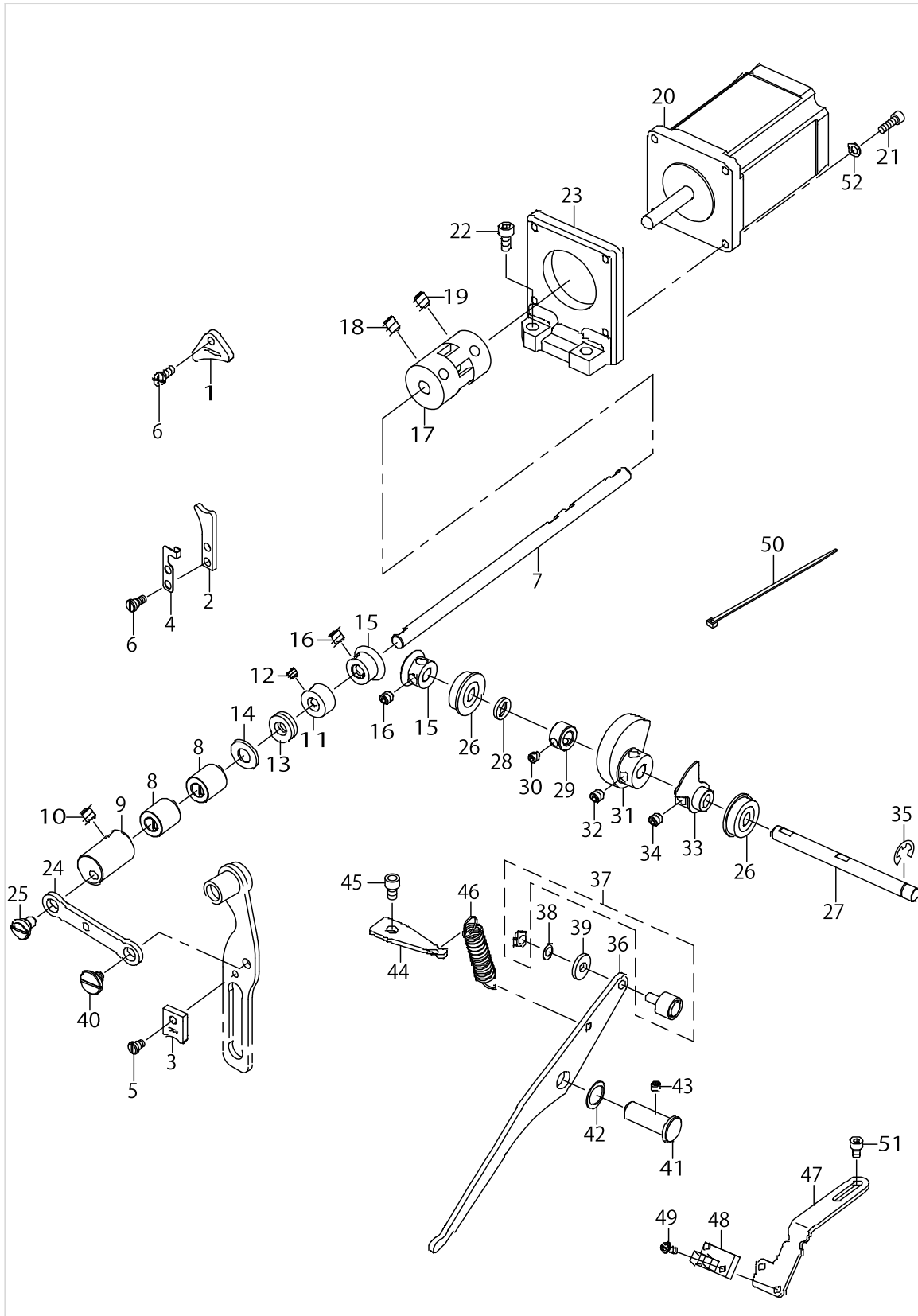
PRESSER MECHANISM & PRESSER VARIABLE COMPONENTS (2)



PRESSER MECHANISM & PRESSER VARIABLE COMPONENTS (2)

No.	Parts No.	Parts name	Remarks	Level	Cons	Qty
1	40030625	FACE_FELT_A				1
2	40030626	FACE_FELT_B				1
3	40030627	FACE_FELT_C				1
4	40026817	FACE_FELT_B_SUPPORT				1
5	40029420	FELT_SCREW_C				1
6	40032483	FELT_SCREW_AB				3
7	40025421	PRESSER_VARIABLE_SHAFT				1
8	40025423	BUSHING B				2
9	40026819	PRESSER_VARIABLE_ARM				1
10	SM8480652TP	SCREW				2
11	CS0800881TP	THRUST COLLAR				1
12	SM8050412TP	SCREW M5 L=4				2
13	SB408000100	BEARING				1
14	WP0850002SP	WASHER 8.5X18X1.6				1
15	40030615	PRESSER_LIFT_GEAR				2
16	SM8060612TP	SCREW M6 L=6				4
17	40030619	INTERMEDIATE_PRESSER_COUPLING				1
18	SM8060812TP	SCREW M6 L=8				2
19	SM8060802TP	SCREW M6 L=8				2
20	40029628	INSIDE PRESSURE MOTOR				1
21	SM6041202TP	SCREW M4X0.7 L=12				4
22	SM6061802TP	SCREW M6 L=18				2
23	40025010	PRESSER_MOTOR_BRACKET				1
24	40024989	PRESSER_VARIABLE_LINK				1
25	SD0800337TP	SHOULDER SCREW				1
26	SB108000500	RADIAL BEARING				2
27	40025426	PRESSER_LIFT_SHAFT				1
28	WZ0850302K0	WAVED WASHER 8.5X12.5X0.3				1
29	CS0800881TP	THRUST COLLAR				1
30	SM8050412TP	SCREW M5 L=4				2
31	40025016	LIFTING_CAM				1
32	SM8060612TP	SCREW M6 L=6				2
33	40025418	SENSOR_SLIT_ASM				1
34	SM8060612TP	SCREW M6 L=6				2
35	RE0700000K0	E-RING 7				1
36	40025030	LIFTING_LINK				1
37	40027870	CAM FOLLOWER				1
38	WP0520656SA	WASHER 5.2X9.5X0.6				1
39	WP0522016SH	WASHER				1
40	SD0800387TP	SHOULDER SCREW D=8 H=3.75				1
41	B1641562000	FEED REGULATING ARM SHAFT				1
42	26226001	WASHER				1
43	SM8050612TP	SCREW M5X6				1
44	40025420	LIFTER_LINK_SPRING_HOOK				1
45	SM6050802TP	SCREW M5X0.8 L=8				1
46	40003970	TENSION RELEASE RETURN				1
47	40025419	SENSOR_INSTALLING_BASE				1

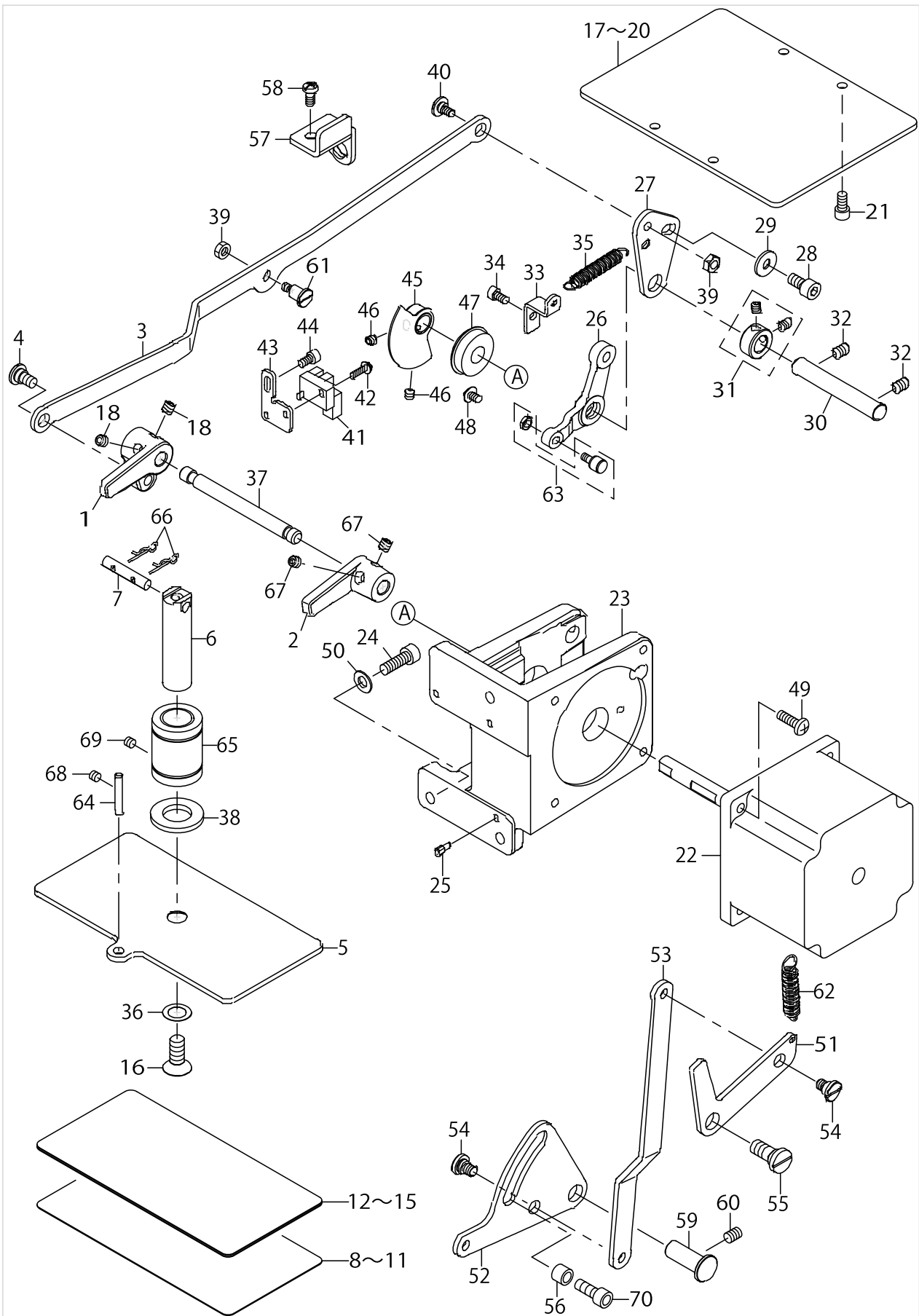
PRESSER MECHANISM & PRESSER VARIABLE COMPONENTS (2)



PRESSER MECHANISM & PRESSER VARIABLE COMPONENTS (2)

No.	Parts No.	Parts name	Remarks	Level	Cons	Qty
48	HD00057000A	PHOTO SENSOR				1
49	SL4031081SF	SCREW M3 L=10				1
50	EA9500B0100	CABLE BAND				1
51	SM6040602TP	SCREW M4 L=6				2
52	WP0450846SP	WASHER				4

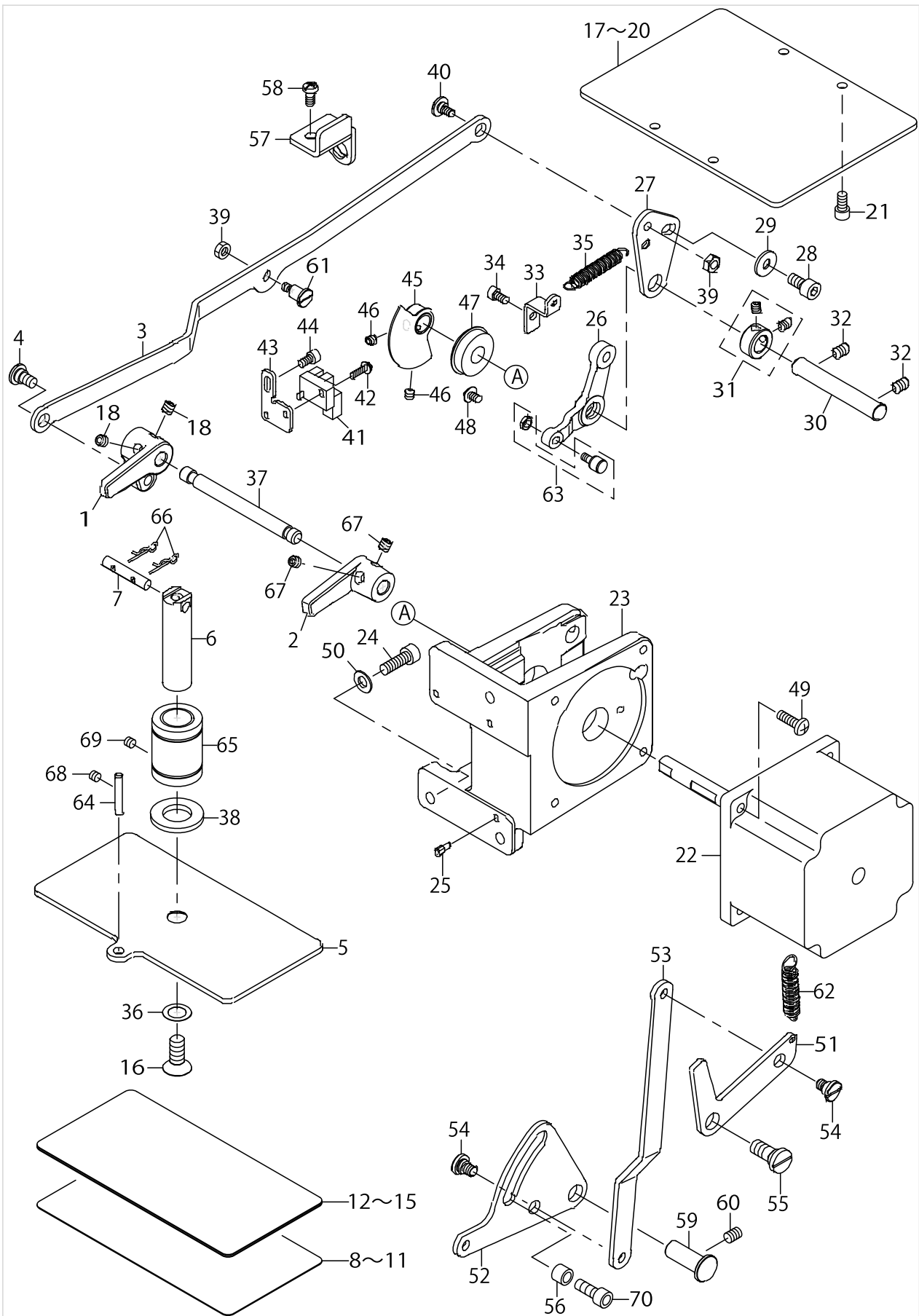
PRESSER PLATE & MANUAL PRESSER MECHANISM COMPONENTS



PRESSER PLATE & MANUAL PRESSER MECHANISM COMPONENTS

No.	Parts No.	Parts name	Remarks	Level	Cons	Qty
1	40024645	ARM_A	FOR AMS-210EHS,ESS			1
2	40024646	ARM_B	FOR AMS-210EHS,ESS			1
3	40030937	CONNECTING_LINK	FOR AMS-210EHS,ESS			1
4	SD0800346TP	SHOULDER SCREW	FOR AMS-210EHS,ESS			1
5	B1502210D00	PRESSER PLATE	FOR AMS-210EHS,ESS			1
6	B1525210D00	PRESSER SHAFT	FOR AMS-210EHS,ESS			1
7	40023626	PIN	FOR AMS-210EHS,ESS			1
8	B1520210D00A	PRESSER PLATE SHEET	FOR AMS-210EHS,ESS,EHL,ESL			1
9	40078577	PRESSURE_PLATE_SEET	FOR AMS-210E-1510			1
10	D1520D10D0D	PRESSURE_PLATE_SEET	FOR AMS-210E-2206			1
11	40039538	PRESSURE_PLATE_SHEET	FOR AMS-210E-2210			1
12	B1531210D00	PRESSER PLATE FITTING SHEET	FOR AMS-210EHS,ESS,EHL,ESL			1
13	40075878	PRESSURE_PLATE_FITTING_SEET	FOR AMS-210E-1510			1
14	D1531D10D0D	PRESSURE_PLATE_FITTING_SEET	FOR AMS-210E-2206			1
15	40039539	PRESSURE PLATE FITTING SHEET	FOR AMS-210E-2210			1
16	B1516210D00	SCREW	FOR AMS-210EHS,ESS			1
17	40032805	PRESSURE_PLATE	FOR AMS-210EHL,ESL			1
18	40036470	PRESSURE_PLATE	FOR AMS-210E-1510			1
19	40038558	PRESSURE_PLATE	FOR AMS-210E-2206			1
20	40039537	PRESSURE_PLATE	FOR AMS-210E-2210			1
21	SM6051002TP	SCREW M5X0.8 L=10	EXCEPT AMS-210EHS,ESS			4
22	40029629	PRESSURE FOOT MOTOR				1
23	40028337	SOLENOID_BASE				1
24	SM6061802TP	SCREW M6 L=18				3
25	B1816215P00	GUIDE PIN				2
26	40025009	PRESSER_LOWER_LINK_A	FOR AMS-210EHS,ESS			1
27	40024996	PRESSER_LOWER_ADJUSTING_LINK	FOR AMS-210EHS,ESS			1
28	SM6061202TP	SCREW M6 L=12	FOR AMS-210EHS,ESS			1
29	WP0611626SP	WASHER 15X6X1.6	FOR AMS-210EHS,ESS			1
30	40025435	PRESSURE_LOWERING_SHAFT	FOR AMS-210EHS,ESS			1
31	40010464	THRUST_COLLAR_ASM.	FOR AMS-210EHS,ESS			1
32	SM8060812TP	SCREW M6 L=8	FOR AMS-210EHS,ESS			2
33	40025436	LOWER_SPRING_HOOK	FOR AMS-210EHS,ESS			1
34	SM6040802TP	SCREW M4X0.7 L=8	FOR AMS-210EHS,ESS			1
35	26226209	SPRING	FOR AMS-210EHS,ESS			1
36	40023627	PRESSER PLATE SHEET WASHER	FOR AMS-210EHS,ESS			3
37	40034922	PRESSER LINK SHAFT	FOR AMS-210EHS,ESS			1
38	22931505	RUBBER WASHER	FOR AMS-210EHS,ESS			1
39	NM6050001SP	NUT M5	FOR AMS-210EHS,ESS			2
40	SD0800327TP	SHOULDER SCREW	FOR AMS-210EHS,ESS			1
41	HD00057000A	PHOTO SENSOR				1
42	SL4031291SC	SCREW M3X12				1
43	40010443	SENSOR_INSTALLING_BASE				1
44	SM6040802TP	SCREW M4X0.7 L=8				1
45	40006666	SENSOR_SLIT_ASM.				1
46	SM8050592TP	SCREW				2
47	SB110002400	BEARING				1

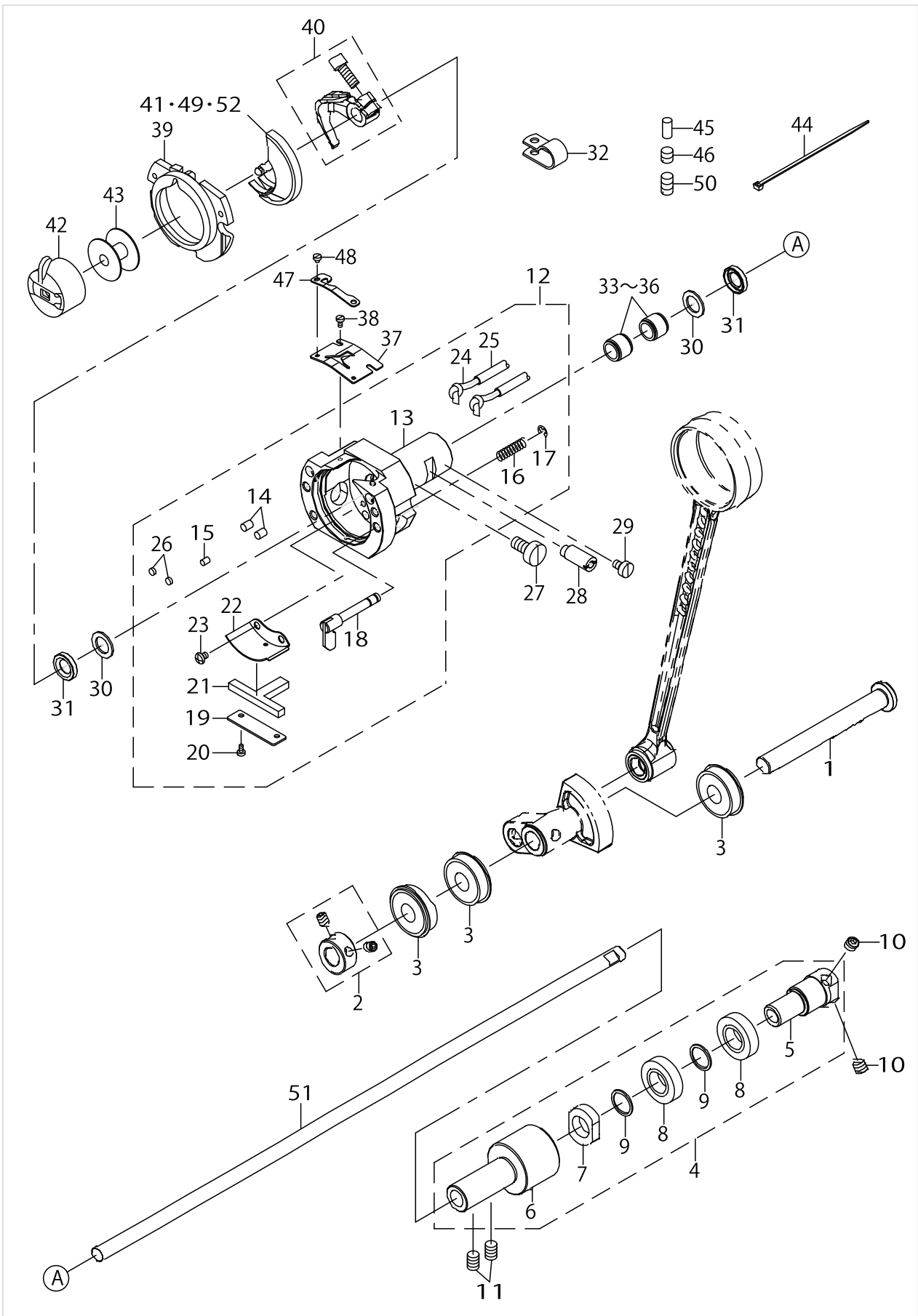
PRESSER PLATE & MANUAL PRESSER MECHANISM COMPONENTS



PRESSER PLATE & MANUAL PRESSER MECHANISM COMPONENTS

No.	Parts No.	Parts name	Remarks	Level	Cons	Qty
48	SM0040601SC	SCREW M4X0.7 L=6				1
49	SM4051655SP	SCREW M5 L=16				4
50	WP0651001SC	WASHER				3
51	40024992	MANUAL_LOWER_PLATE	FOR AMS-210EHS,ESS			1
52	40024993	MANUAL_LOWER_LEVER	FOR AMS-210EHS,ESS			1
53	40024994	MANUAL_LOWER_LINK	FOR AMS-210EHS,ESS			1
54	SD0800337TP	SHOULDER SCREW	FOR AMS-210EHS,ESS			2
55	SD1000406TP	SHOULDER SCREW	FOR AMS-210EHS,ESS			1
56	26228809	SLIDE ROLLER	FOR AMS-210EHS,ESS			1
57	40024995	SPRING_HOOK	FOR AMS-210EHS,ESS			1
58	SM4061255SP	SCREW M6 L=12	FOR AMS-210EHS,ESS			1
59	13747001	BELL CRANK SHAFT	FOR AMS-210EHS,ESS			1
60	SM8060812TP	SCREW M6 L=8	FOR AMS-210EHS,ESS			1
61	SD0801006TP	SHOULDER SCREW D8 H10	FOR AMS-210EHS,ESS			1
62	B1642210D00	INTERMEDIATE PRESSER SPRING B	FOR AMS-210EHS,ESS			1
63	E3051802000	MINIATURE CAM FOLLOW	FOR AMS-210EHS,ESS			1
64	B1527581000A	THREAD RELEASE PIN	FOR AMS-210EHS,ESS,EHL,ESL			1
65	SB716000200	BEARING	FOR AMS-210EHS,ESS			1
66	B1515210D00	PIN	FOR AMS-210EHS,ESS			2
67	SM8060612TP	SCREW M6 L=6	FOR AMS-210EHS,ESS			4
68	SM8050412TP	SCREW M5 L=4	FOR AMS-210EHS,ESS			1
69	SM8050412TP	SCREW M5 L=4	FOR AMS-210EHS,ESS			1
70	SM6061602TP	SCREW M6 L=16	FOR AMS-210EHS,ESS			1

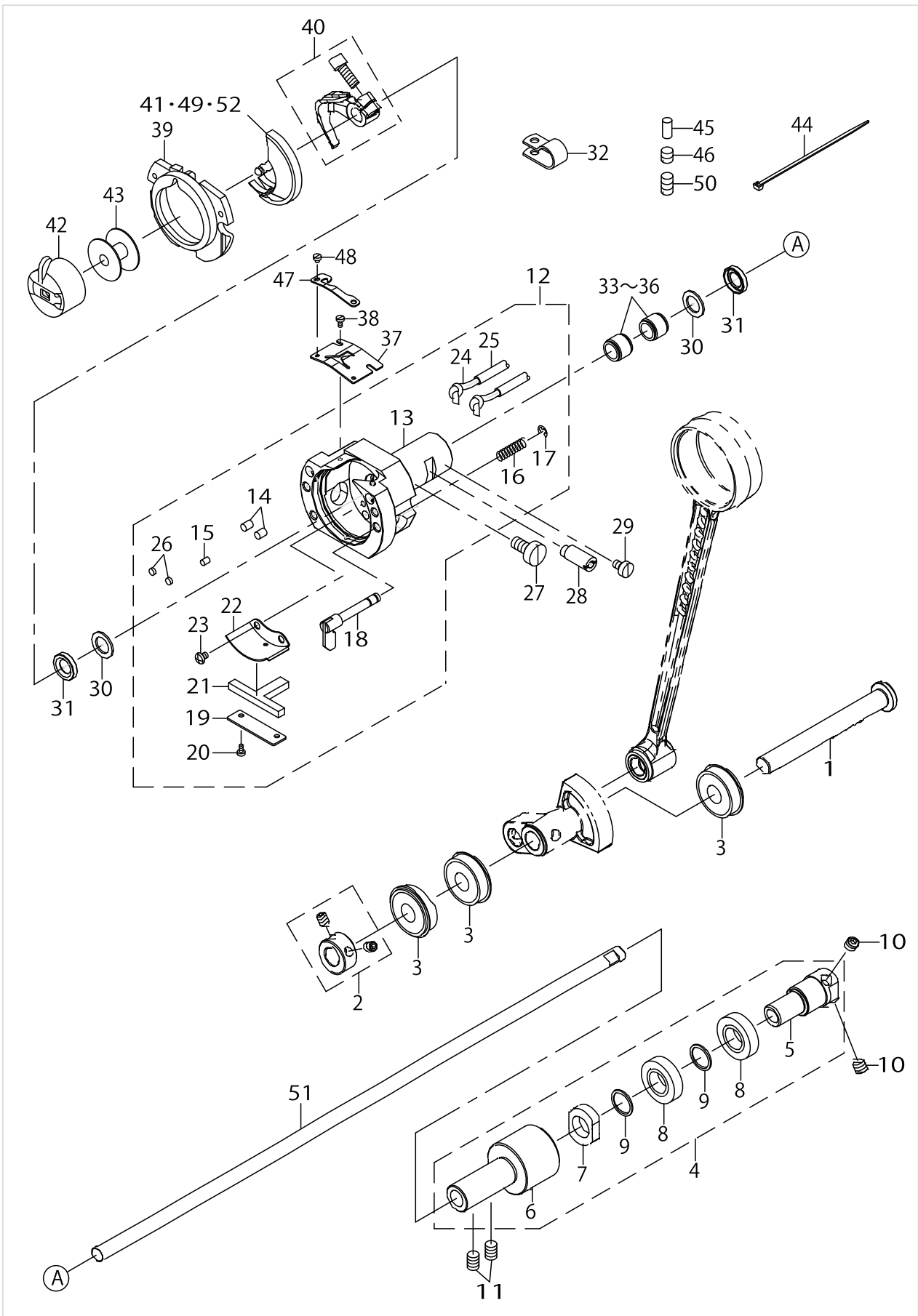
SHUTTLE DRIVER SHAFT COMPONENTS



SHUTTLE DRIVER SHAFT COMPONENTS

No.	Parts No.	Parts name	Remarks	Level	Cons	Qty
1	40024066	OSCILLATOR_SHAFT				1
2	40010464	THRUST_COLLAR_ASM.				1
3	SB110002400	BEARING				3
4	40072009	LOWEW_SHAFT_GEAR_ASM				1
5	40006567	LOWER_SHAFT_GEAR		*		1
6	40006569	LOWER_SHAFT_REAR_METAL		*		1
7	40024063	NUT		*		1
8	SB112001700	BEARING		*		2
9	40006317	LOWER SHAFT GEAR RING		*		2
10	SM8060612TP	SCREW M6 L=6				2
11	SM8060812TP	SCREW M6 L=8				2
12	40032671	SHUTTLE_ASM.				1
13	40006574	SHUTTLE		*		1
14	B1820210D00	SHUTTLE OIL FELT,A		*		2
15	B1821210D00	SHUTTLE OIL FELT,B		*		1
16	B1822215P00	INNER HOOK PRESSER SPRING		*		2
17	RE0300000K0	E-RING 3		*		2
18	26501858	INNER-HOOK-PRESSER COMPL.		*		2
19	14104004	ONCE THROUGH OIL FELT PRESSER		*		1
20	SM6020460TP	SCREW		*		2
21	14103907	SHUTTLE ONCE THROUGH OIL FELT		*		1
22	40006577	SHUTTLE_LUBRICATING_PLATE		*		1
23	SM4030455SP	SCREW		*		2
24	CQ200000000	OIL WICK		*		2.8
25	23630007	TUBE		*		0.9
26	13529607	SHUTTLE PACKING		*		2
27	40010470	SHUTTLE_ASM_SCREW				1
28	40010471	SHUTTLE_RACE_ADJUSTING_SHAFT				1
29	SM6040650TP	SCREW				1
30	40010472	SHUTTLE_BEARING_RING				2
31	40006576	SHUTTLE_OIL_SEAL				2
32	HX00150000D	CABLE CLIP				1
33	SB30800100A	BEARING	SELECTIVE PARTS			2
34	SB30800100B	BEARING	SELECTIVE PARTS			2
35	SB30800100C	BEARING	SELECTIVE PARTS			2
36	SB30800100D	BEARING	SELECTIVE PARTS			2
37	40036117	SHUTTLE UPPER SPRING				1
38	SM6020460TP	SCREW				2
39	14103352	INNER HOOK PRESSER ASM., B				1
40	40014963	SHUTTLE DRIVER ASM.				1
41	40061991	SHUTTLE(H)	TYPE H			1
42	B1828210DAA	BOBBIN CASE ASM.				1
43	B1806210D00	BOBBIN				1
44	EA9500B0100	CABLE BAND				2
45	40006578	OIL_WICK_PRESSER				1
46	SM8060610TP	SCREW				1
47	40036118	LOWER THREAD HOLDER				1

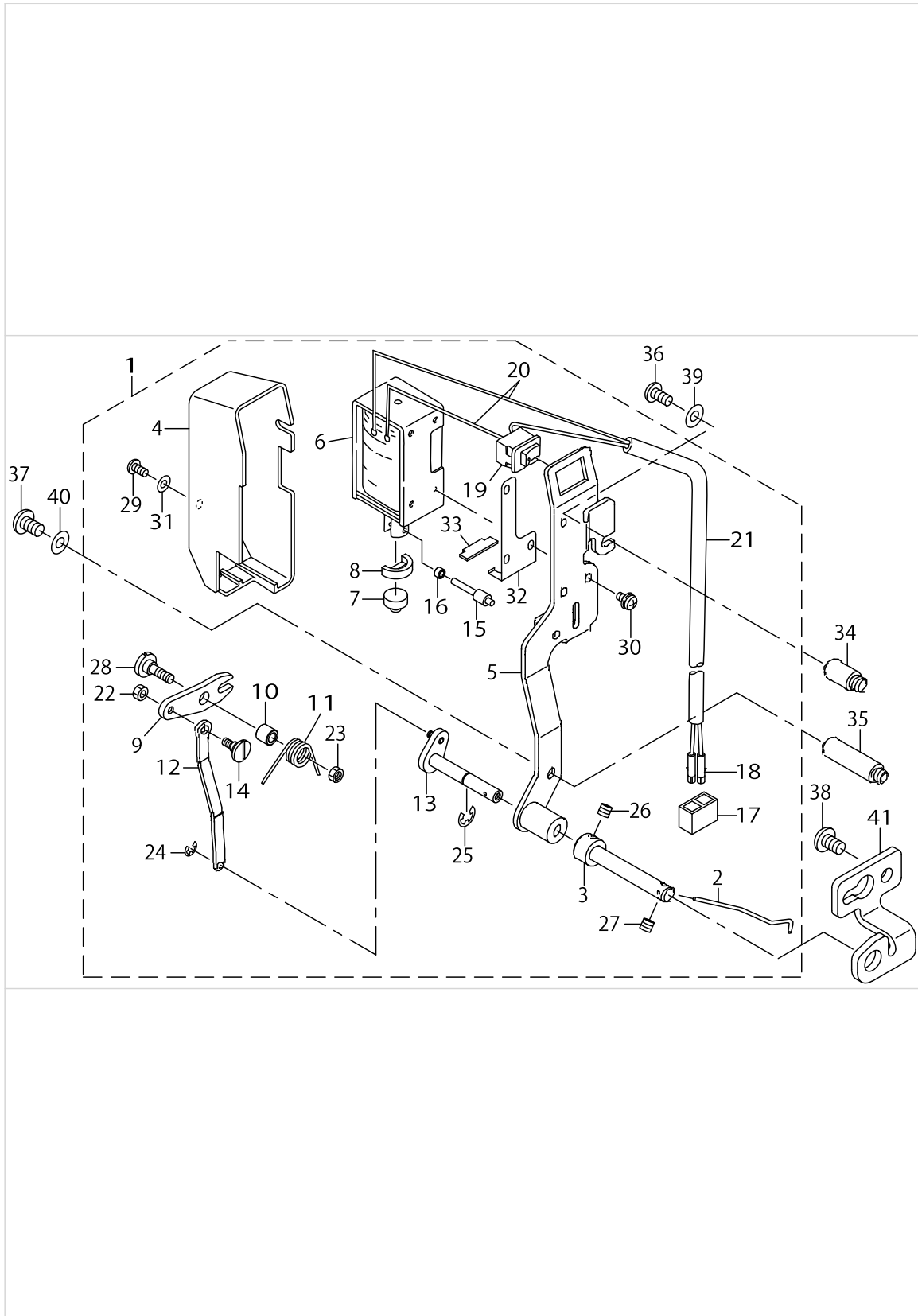
SHUTTLE DRIVER SHAFT COMPONENTS



SHUTTLE DRIVER SHAFT COMPONENTS

No.	Parts No.	Parts name	Remarks	Level	Cons	Qty
48	SM6020250TP	SCREW				2
49	40014964	SHUTTLE	TYPE S			1
50	SM8061050TP	SCREW				1
51	40024062	LOWER_SHAFT				1
52	40014965	SHUTTLE(H)	OPTIONAL PARTS			1

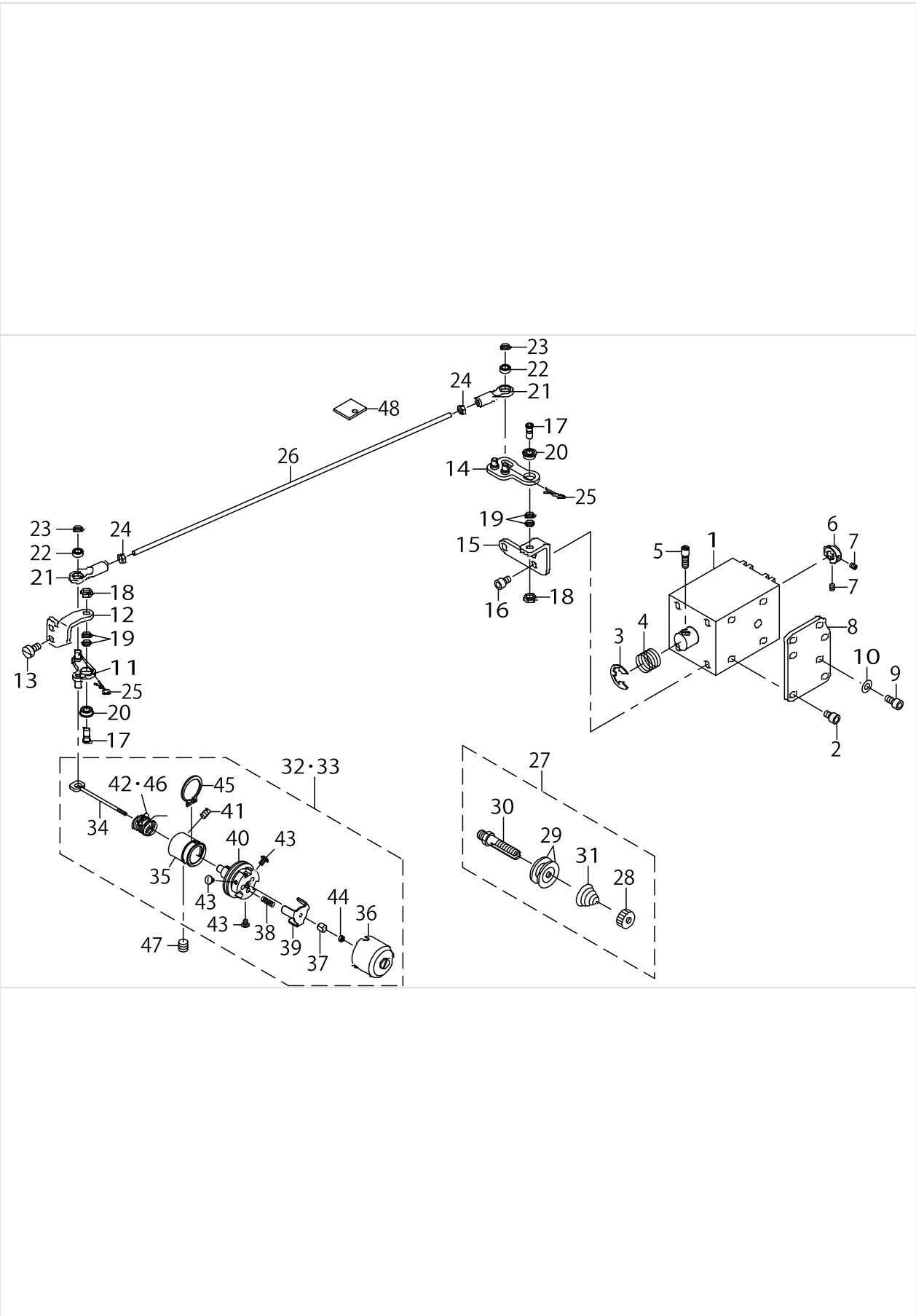
WIPER MECHANISM COMPONENTS



WIPER MECHANISM COMPONENTS

No.	Parts No.	Parts name	Remarks	Level	Cons	Qty
1	40030778	WIPER_ASM.				1
2	B2107210D00	WIPER		*		1
3	40025416	WIPER_SHAFT_CAP		*		1
4	22955504	WIPER COVER		*		1
5	40030780	WIPER_BASE_ASM.		*		1
6	40030956	WIPER_SOLENOID		*		1
7	22955900	WIPER RUBBER A		*		1
8	22956007	WIPER RUBBER B		*		1
9	22956106	WIPER LINK A		*		1
10	22956205	WIPER HINGE SCREW COLLAR		*		1
11	B2130210D00	WIPER SPRING		*		1
12	40030779	WIPER_LINK_B		*		1
13	11111051	WIPER DRIVING SHAFT ASM.		*		1
14	22956908	WIPER LINK B HINGE SCREW		*		1
15	22957104	WIPER SOLENOID SHAFT		*		1
16	22957203	WIPER LINK COLLAR		*		1
17	HK034610020	2-POLE NYLON PLUG		*		1
18	HK03464000B	PIN CONTACT		*		2
19	HA006000000	SWITCH		*		1
20	HW200390000	ELECTRIC WIRE		*		0.04
21	HW500070000	2-CORE CABTYRE CORD		*		1.8
22	NS6090310SP	NUT 9/64-40		*		1
23	NS6110310SP	NUT 11/64-40		*		1
24	RE0250000K0	E-RING 2.5		*		1
25	RE0500000K0	E-RING		*		1
26	SM8040412TP	SET SCREW M4 L=4		*		1
27	SM8040412TP	SET SCREW M4 L=4		*		1
28	SD0650321TP	HINGE SCREW D=6.5 H=3.2		*		1
29	SM4030601SN	SCREW M3 X 6		*		1
30	SL4030641SE	SCREW		*		3
31	WP0320501SC	WASHER M3		*		1
32	40037500	RUBBER HOLDER		*		1
33	40037501	STOPPER RUBBER		*		1
34	40025440	WIPER_STUD_TOP				1
35	40025441	WIPER_STUD_BOTTOM				1
36	SM4040855SP	SCREW				1
37	SM4050855SP	SCREW				1
38	SM4050855SP	SCREW				2
39	WP0450801SD	WASHER 4.5X10X0.8				1
40	WP0531001SC	WASHER				1
41	B2110210D00	WIPER SHAFT SUPPORT BRACKET				1

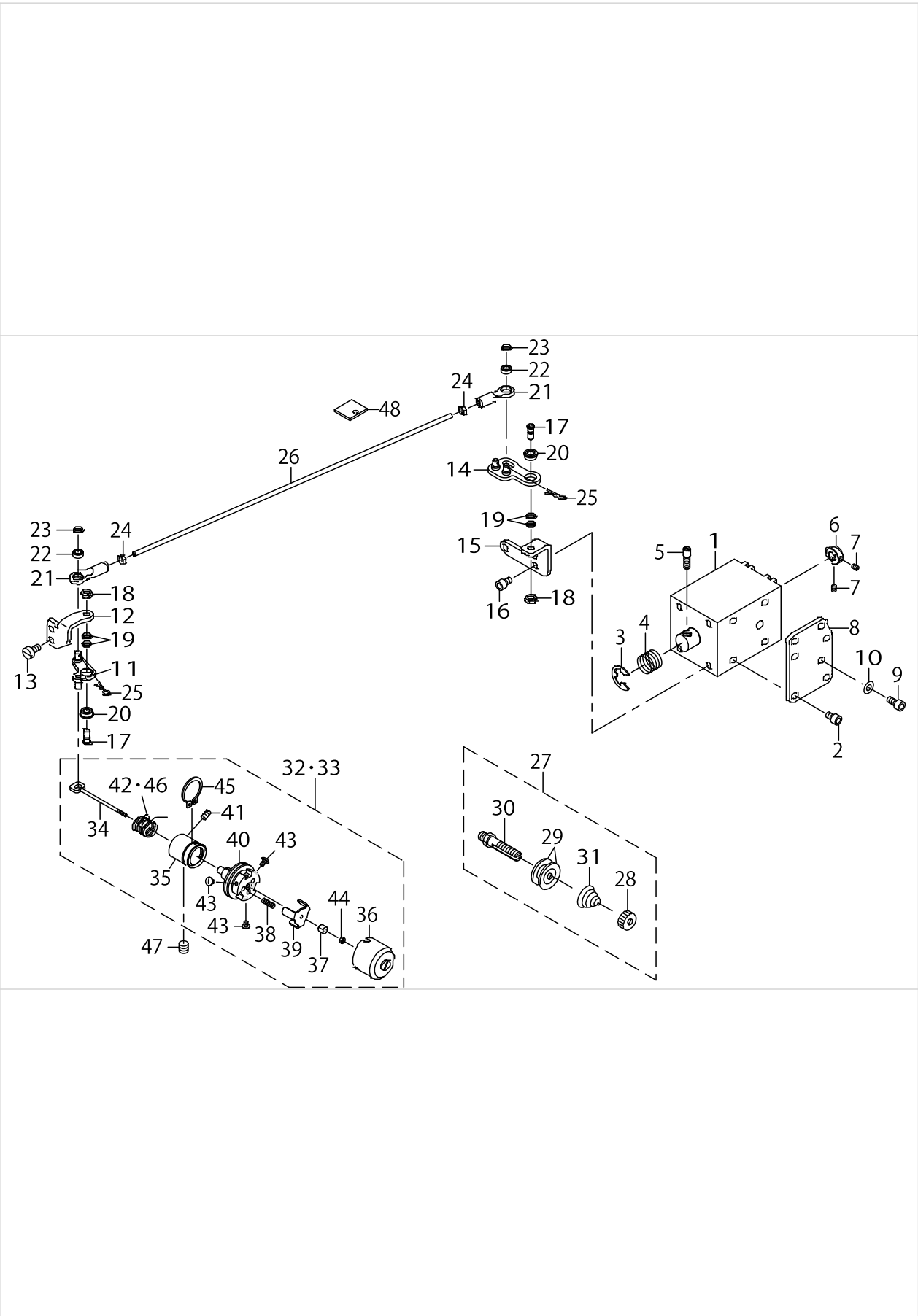
TENSION RELEASE & THREAD TENSION COMPONENTS



TENSION RELEASE & THREAD TENSION COMPONENTS

No.	Parts No.	Parts name	Remarks	Level	Cons	Qty
1	40032539	AT_SOLENOID				1
2	SM6040602TP	SCREW M4 L=6				4
3	RE0900000K0	E-RING 9				1
4	40006625	SPRING				1
5	40006617	AT_SOL_PIN				1
6	40010477	AT_SOL_COLLAR				1
7	SM8030412TP	SCREW				2
8	40010479	AT_PLATE				1
9	SM6040802TN	SCREW				2
10	WP0430801SC	WASHER 4.3X9X0.8				2
11	40024070	AT_DRIVE_LINK(F)_ASM.				1
12	40023993	AT_PIVOT_BASE(F)				1
13	SM6040860TP	SCREW M4 L=8				2
14	40024068	AT_DRIVE_LINK(R)_ASM.				1
15	40023999	AT_PIVOT_BASE(R)				1
16	SM6040602TP	SCREW M4 L=6				2
17	40010487	AT_PIVOT_SCREW				2
18	NM6040003SC	NUT M4				2
19	40010489	AT_PIVOT_SCREW_WASHER				4
20	40010490	AT_PIVOT_BEARING				2
21	40010497	AT_JOINT				2
22	40010498	AT_JOINT_BEARING				2
23	40010489	AT_PIVOT_SCREW_WASHER				2
24	40010499	AT_JOINT_NUT				2
25	40006622	AT_SNAP_PIN				2
26	40023997	AT_CONNECTION_BAR				1
27	40010503	THREAD_TENSION_1_ASM.				1
28	22928808	NUT		*		1
29	22921506	THREAD TENSION DISK		*		2
30	40010504	THREAD_TENSION_SHAFT		*		1
31	26218602	FIRST THREAD TENSION SPRING		*		1
32	40029411	THREAD_TENSION_2_ASM_H	TYPE H			1
33	40010508	THREAD_TENSION_2_ASM.	TYPE S			1
34	40010509	TENSION RELEASE PIN		*		1
35	40010510	THREAD_TENSION_POST_BASE		*		1
36	40010511	DISK_STOPPER_HOLDER_CAP		*		1
37	40010512	THREAD_TENSION_SHAFT_COLLAR		*		1
38	40010513	DISK_STOPPER_SPRING		*		3
39	40010514	DISK_STOPPER		*		1
40	40010515	ASSY_THREAD_TENSION_POST		*		1
41	40011359	POST_BASE_SCREW		*		1
42	40029412	THREAD_TAKE-UP_SPRING_H	TYPE H	*	☆	1
43	40010521	HOLD_CAP_SCREW		*		3
44	40010522	SHAFT_NUT		*		1
45	40010523	POST_BASE_C_RING		*		1
46	22921605	THREAD TAKE-UP SPRING	TYPE S	*	☆	1
47	SM8061612TP	SCREW M6X16				1

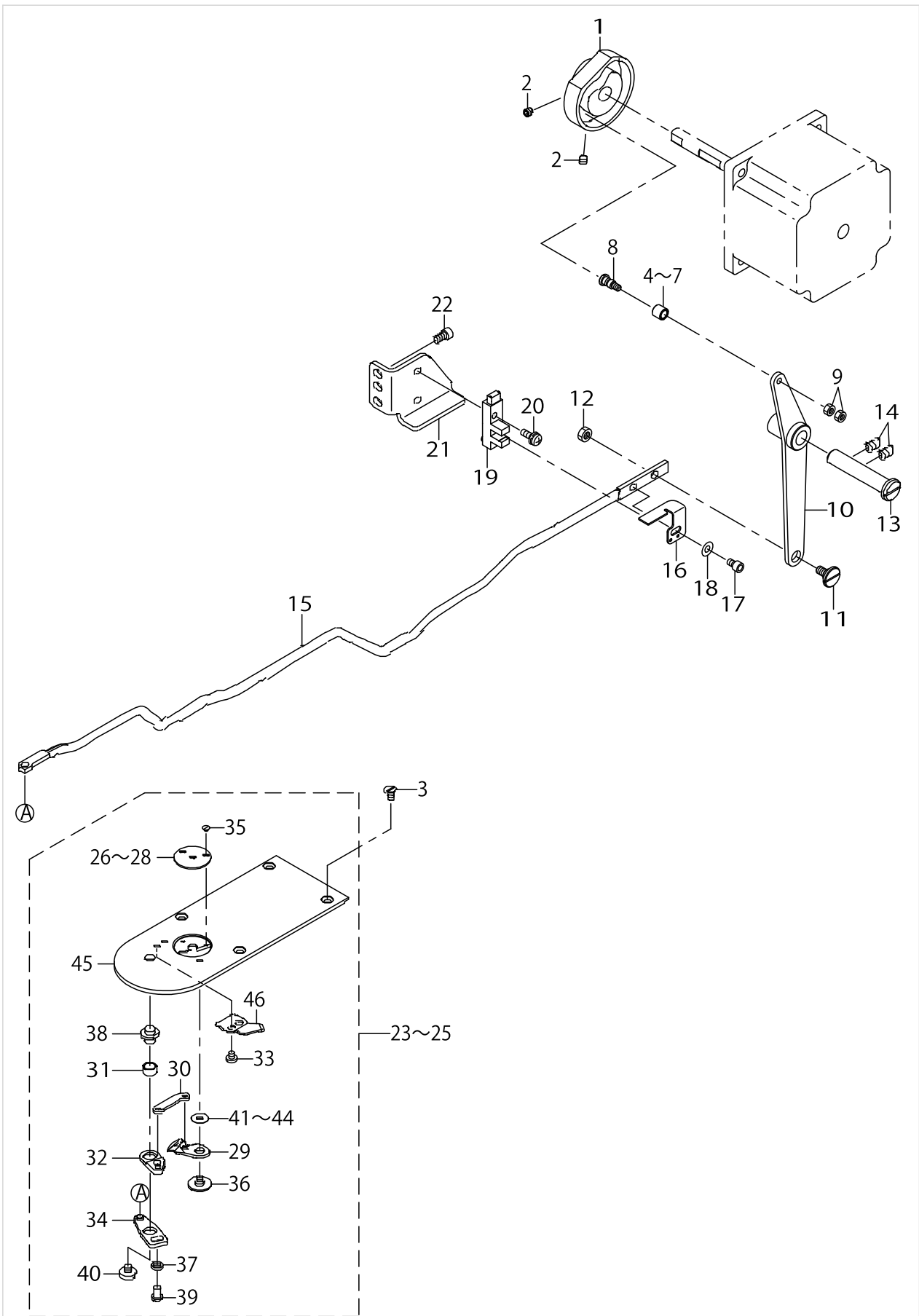
TENSION RELEASE & THREAD TENSION COMPONENTS



TENSION RELEASE & THREAD TENSION COMPONENTS

No.	Parts No.	Parts name	Remarks	Level	Cons	Qty
48	40013967	AT FELT				1

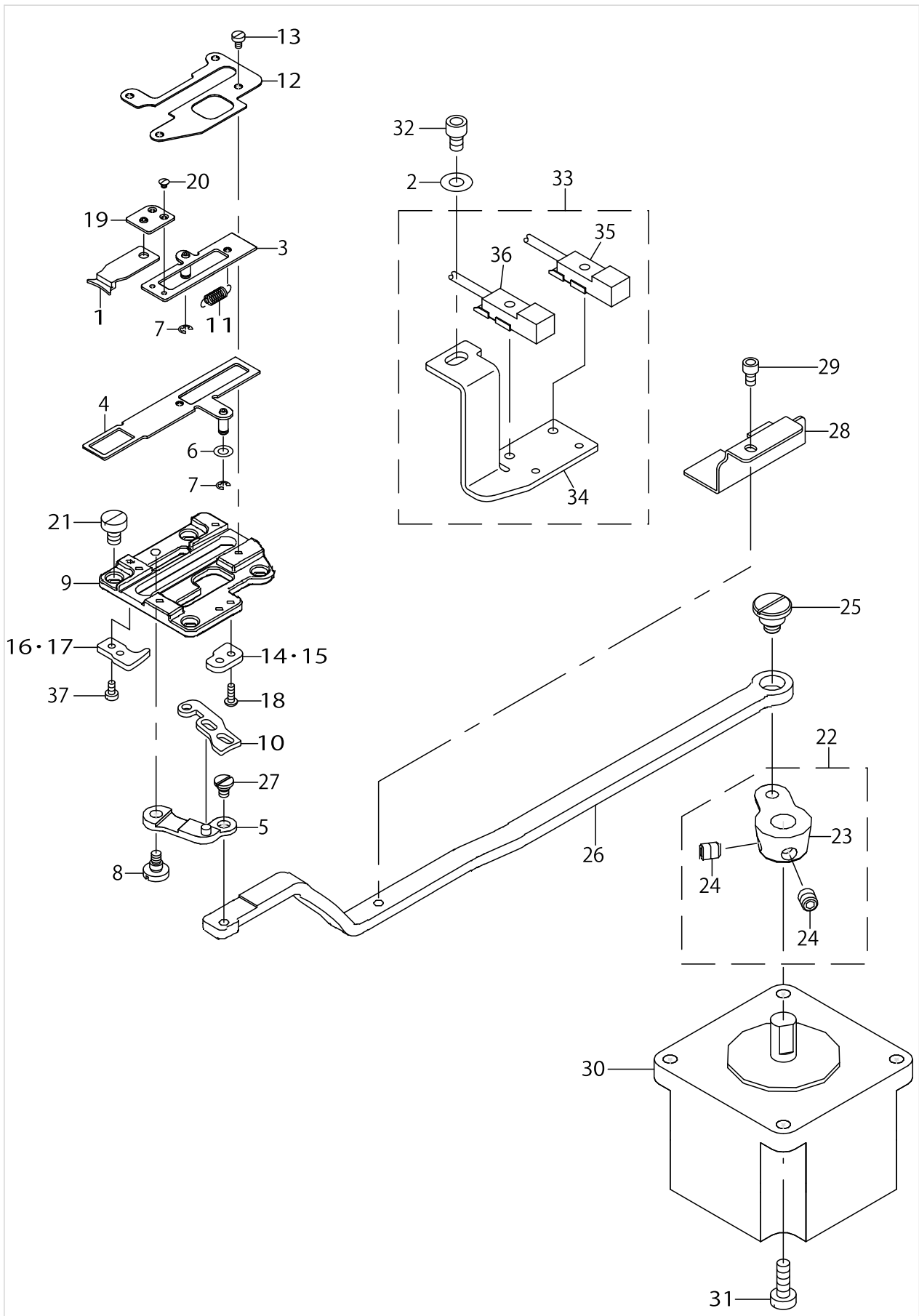
THREAD TRIMMER MECHANISM COMPONENTS



THREAD TRIMMER MECHANISM COMPONENTS

No.	Parts No.	Parts name	Remarks	Level	Cons	Qty
1	40030936	THREAD_TRIMMER_CAM				1
2	SM8050592TP	SCREW				2
3	SM1040870TP	SCREW				4
4	23517501	NEEDLE CAM ROLLER A	SELECTIVE PARTS			1
5	23517600	NEEDLE CAM ROLLER B	SELECTIVE PARTS			1
6	23517709	NEEDLE CAM ROLLER C	SELECTIVE PARTS			1
7	23517808	NEEDLE CAM ROLLER D	SELECTIVE PARTS			1
8	40040256	ROLLER_SHAFT				1
9	NM6040001SP	NUT M4X0.7				2
10	40006712	THREAD_TRIMMER_LINK_ASM.				1
11	SD0800327TP	SHOULDER SCREW				1
12	NM6050001SP	NUT M5				1
13	40023624	THREAD_TRIMMER_SHAFT				1
14	SM8060812TP	SCREW M6 L=8				2
15	40030935	CONNECTING_BAR				1
16	40010525	THREAD_TRIMMER_SENSOR_SLIT				1
17	SM6040602TP	SCREW M4 L=6				1
18	WP0450801SP	WASHER				1
19	HD002230000	PHOTO SENSOR				1
20	SL4041291SC	SCREW M4 L=12				1
21	40028873	THREAD_TRIMMER_SENSOR_B				1
22	SM6040802TP	SCREW M4X0.7 L=8				2
23	40030932	NEEDLE_PLATE_ASM.	TYPE S			1
24	40030933	NEEDLE_PLATE_H_ASM.	TYPE H			1
25	40073085	NEEDLE_PLATE_H_2.4_ASM.	OPTIONAL PARTS			1
26	B242621000A	NEEDLE HOLE GUIDE D=1.6	TYPE S	*	☆	1
27	B242621000B	NEEDLE HOLE GUIDE D=2.0	TYPE H	*	☆	1
28	B242621000D	NEEDLE HOLE GUIDE D=2.4	OPTIONAL PARTS	*	☆	1
29	B2421210AA0	MOVING KNIFE COMPL.		*	☆	1
30	B2418280000	MOVING KNIFE LINK		*		1
31	B2416280000	THREAD CUTTING LEVER RING		*		1
32	B24152800A0	THREAD CUTTER LEVER ASM., SMALL		*		1
33	SS7090410SP	SCREW 9/64-40 L= 3.5		*		1
34	B24142800A0	THREAD CUTTER LEVER ASM., LARGE		*		1
35	SS1060210TP	SCREW 3/32-56 L=2.2		*	☆	2
36	B2417210000	MOVING KNIFE HINGE SCREW		*		1
37	WP0450846SP	WASHER		*		1
38	B2417280000	THREAD CUTTER LEVER SHAFT		*		1
39	SS7110740TP	SCREW 11/64-40 L=7		*		1
40	SS6110430TP	SCREW 11/64-40 L= 4.0		*		1
41	B242328000D	MOVING KNIFE WASHER D	SELECTIVE PARTS	*		1
42	B242328000C	MOVING KNIFE WASHER C	SELECTIVE PARTS	*		1
43	B242328000A	MOVING KNIFE WASHER A	SELECTIVE PARTS	*		1
44	B242328000B	MOVING KNIFE WASHER B	SELECTIVE PARTS	*		1
45	40030934	NEEDLE_PLATE		*		1
46	B2424210000	COUNTER KNIFE		*	☆	1

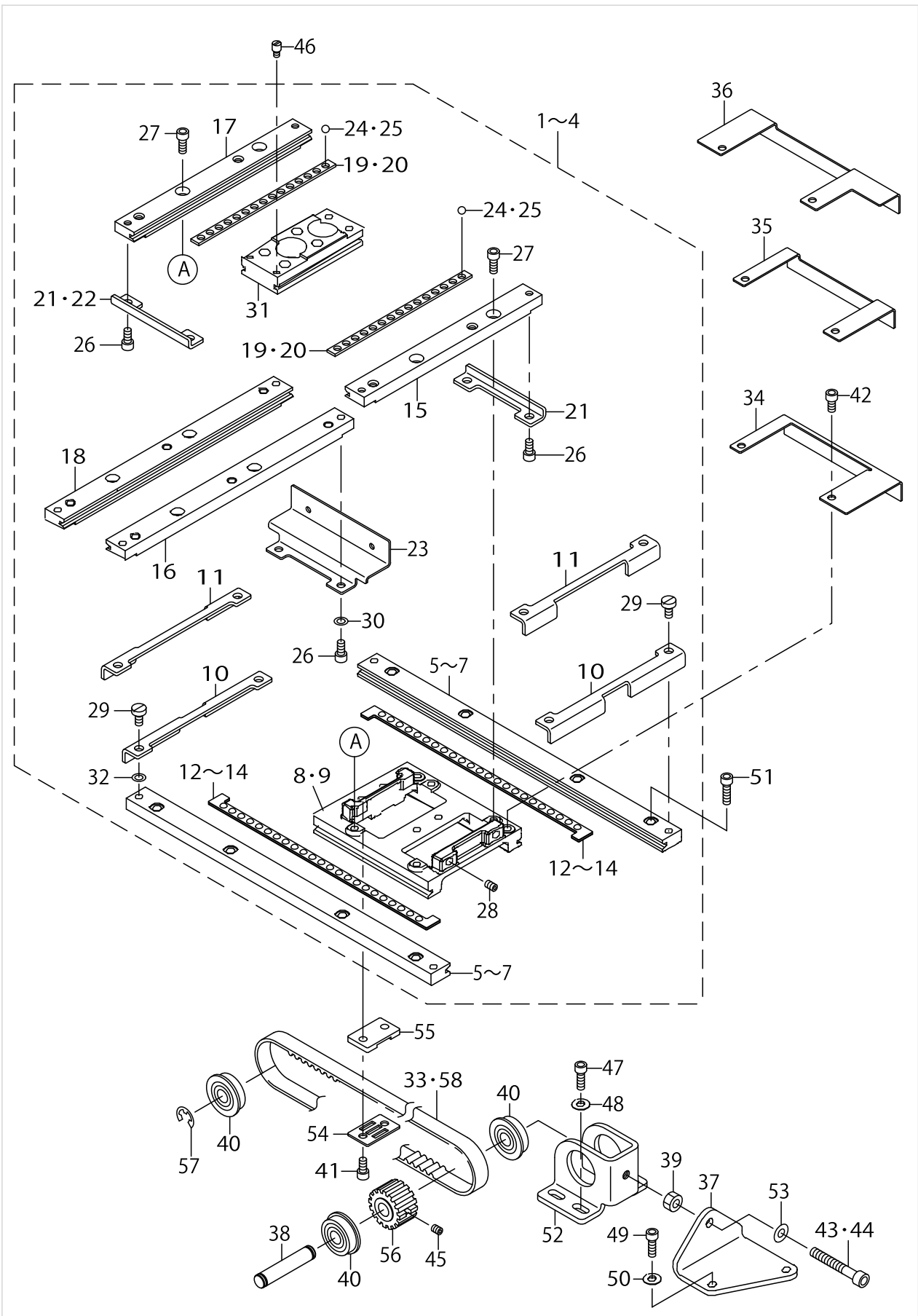
THREAD CLAMP COMPONENTS



THREAD CLAMP COMPONENTS

No.	Parts No.	Parts name	Remarks	Level	Cons	Qty
1	40006761	TC_CLAMP				1
2	WP0450801SP	WASHER				1
3	40006762	TC_CLAMP_PLATE_ASM.				1
4	40006765	TC_SUPPERT_PLATE_ASM.				1
5	40015800	TC_LINK_ASM.				1
6	WP0320500SC	WASHER M3				1
7	RE0200000K0	E-RING				2
8	SD0400266TP	SHOULDER SCREW				1
9	40010589	TC BASE				1
10	40006772	TC_CAM_PLATE				1
11	40006780	TC_SPRING				1
12	40006781	TC_BASE_COVER				1
13	SM6020350SP	SCREW M2 L=2.5				4
14	40006782	TC_NOTCH_R	TYPE S			1
15	40030943	TC_NOTCH_R_H	TYPE H			1
16	40006777	TC_NOTCH_F	TYPE S			1
17	40030942	TC_NOTCH_F_H	TYPE H			1
18	SM4020600SP	SCREW M2 L=6				2
19	40006768	TC_JOINT_ASM.				1
20	SM2360110TP	SCREW				2
21	SM6040650TP	SCREW				4
22	40010527	TC_DRIVING_ARM_ASM.				1
23	40010528	TC_DRIVING_ARM		*		1
24	40011152	TC_ARM_SCREW		*		2
25	SD0800407TP	SHOULDER SCREW				1
26	40030940	TC_CONNECTING_LINK				1
27	SD0350156TP	SHOULDER SCREW				1
28	40033191	SENSOR_SLIT				1
29	SM6030502TP	BOLT M3X5				1
30	40029630	THREAD HOLD MOTOR				1
31	SM6041202TP	SCREW M4X0.7 L=12				4
32	SM6040602TP	SCREW M4 L=6				1
33	40032508	TH_SENSOR_ASM.				1
34	40033190	SENSOR_INSTALLING_BASE		*		1
35	HD00204000A	SENSOR		*		1
36	HD00204000B	SENSOR		*		1
37	SM6020450TP	SCREW				2

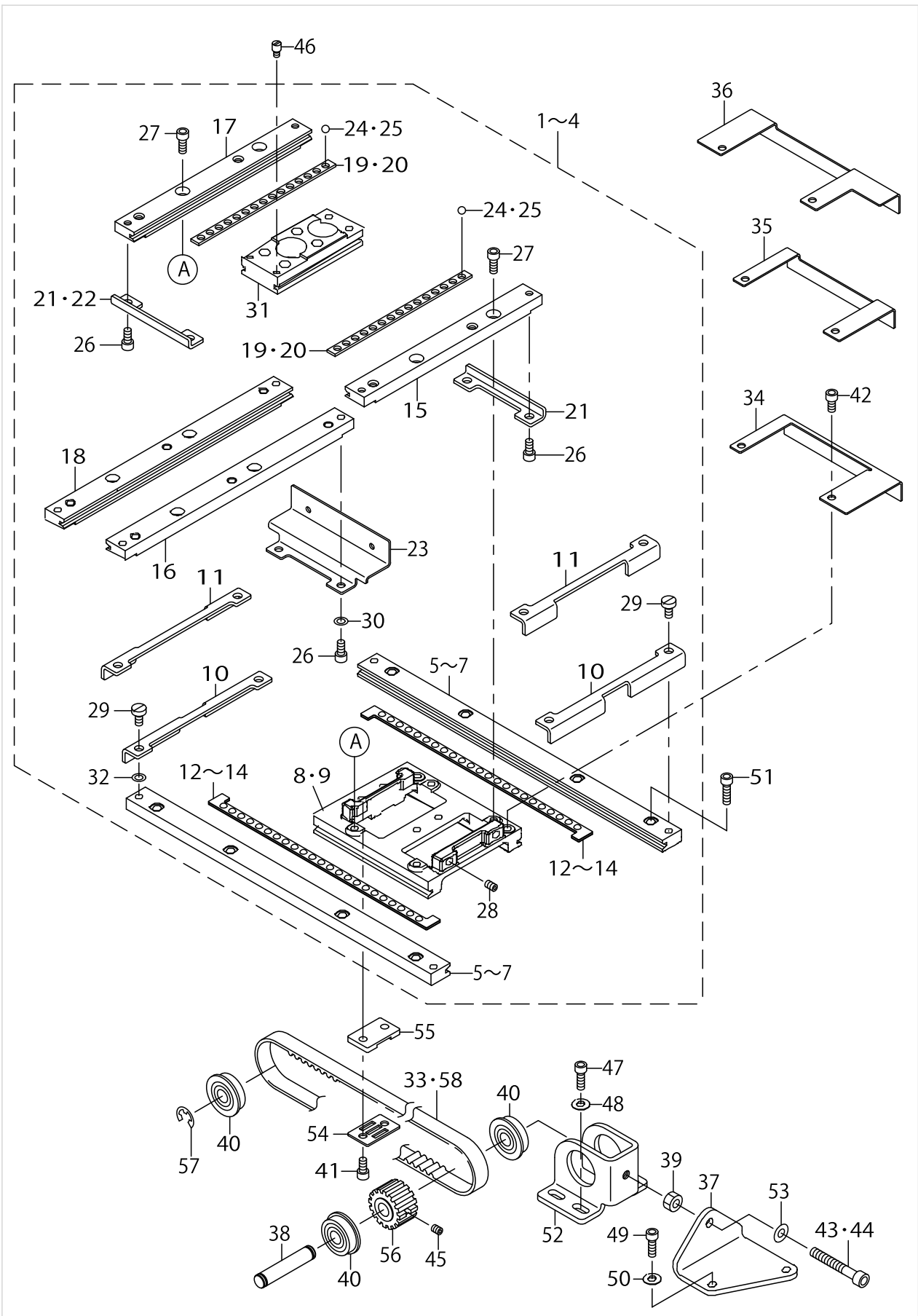
X-Y COMPONENTS (1)



X-Y COMPONENTS (1)

No.	Parts No.	Parts name	Remarks	Level	Cons	Qty
1	40030944	X-Y_TABLE_COMPL.	FOR AMS-210EHS,ESS,EHL,ESL			1
2	40033144	X-Y_TABLE_ASM	FOR AMS-210E-1510			1
3	40038561	X-Y_TABLE_ASM	FOR AMS-210E-2206			1
4	40039540	X-Y_TABLE_ASM	FOR AMS-210E-2210			1
5	40030945	X_FIXED_RACE	FOR AMS-210EHS,ESS,EHL,ESL	*		2
6	40033145	X_FIXED_RACE	FOR AMS-210E-1510	*		2
7	40038562	X FIXED RACE	FOR AMS-210E-2206,AMS-210E-2210	*		2
8	B2502210D00A	RACE TABLE	FOR AMS-210EHS,ESS,EHL,ESL	*		1
9	D2502D10D0D	RACE TABLE	FOR AMS-210E-1510, AMS-210E-2206,AMS-210E-2210	*		1
10	B2507210D00	X STOPPER	FOR AMS-210EHS,ESS,EHL,ESL	*		2
11	40033153	X_STOPPER	FOR AMS-210E-1510, AMS-210E-2206,AMS-210E-2210	*		2
12	B2508210DA0	X BALL GAUGE ASM.	FOR AMS-210EHS,ESS,EHL,ESL	*		2
13	40033150	X_BALL_GAUGE_ASM	FOR AMS-210E-1510	*		2
14	B2508210DAB	X BALL GAUGE ASM.(EXTENSION)	FOR AMS-210E-2206,AMS-210E-2210	*		2
15	B2520210D0A	Y FIXED RACE,RIGHT	EXCEPT AMS-210E-1510, AMS-210E-2210	*		1
16	40033146	Y_FIXED_RACE_RIGHT	FOR AMS-210E-1510,AMS-210E-2210	*		1
17	B2520210D0B	Y FIXED RACE,LEFT	EXCEPT AMS-210E-1510, AMS-210E-2210	*		1
18	40033147	Y_FIXED_RACE_LEFT	FOR AMS-210E-1510,AMS-210E-2210	*		1
19	B2521210D00	Y BALL GAUGE	EXCEPT AMS-210E-1510, AMS-210E-2210	*		2
20	40033148	Y_BALL_GAUGE	FOR AMS-210E-1510,AMS-210E-2210	*		2
21	B2522210D00	Y STOPPER	EXCEPT AMS-210E-1510, AMS-210E-2210	*		2
22	B2522210D00	Y STOPPER	FOR AMS-210E-1510,AMS-210E-2210	*		1
23	40033149	Y_STOPPER	FOR AMS-210E-1510,AMS-210E-2210	*		1
24	B2527210000	BALL	EXCEPT AMS-210E-1510, AMS-210E-2210	*		30
25	B2527210000	BALL	FOR AMS-210E-1510,AMS-210E-2210	*		36
26	SM6040802TP	SCREW M4X0.7 L=8		*		4
27	SM6041002TP	SCREW M4 L=10		*		4
28	SM8040602TP	SCREW M4X0.7 L=6		*		2
29	SM6040860TP	SCREW M4 L=8		*		4
30	WP0450846SP	WASHER	FOR AMS-210E-1510,AMS-210E-2210	*		2
31	40030946	Y_REMOVAL_RACE		*		1
32	WP0450846SP	WASHER	FOR AMS-210E-1510	*		2
33	B2512210D0A	X TIMING BELT(EXTENSION)	FOR AMS-210E-1510, AMS-210E-2206,AMS-210E-2210			1
34	B4007210D00	X SENSOR SLIT	FOR AMS-210EHS,ESS,EHL,ESL			1
35	40036474	SENSOR_SLIT	FOR AMS-210E-1510			1
36	40038565	X_SENSOR_SLIT	FOR AMS-210E-2206,AMS-210E-2210			1
37	B2530210D00	X BELT ADJUSTING BRACKET	FOR AMS-210EHS,ESS,EHL,ESL			1
38	26223701	LIFTING LEVER SHAFT				1
39	NM6050001SP	NUT M5				1
40	SB108000500	RADIAL BEARING				3
41	SM6040802TP	SCREW M4X0.7 L=8				2
42	SM6040602TP	SCREW M4 L=6				2
43	SM6053502TP	BOLT	FOR AMS-210EHS,ESS,EHL,ESL			1
44	SM6052502TP	SCREW M5X0.8 L=25	FOR AMS-210E-1510, AMS-210E-2206,AMS-210E-2210			1
45	SM8040412TP	SET SCREW M4 L=4				1
46	B151902600G	HINGE STUD				2
47	SM6041202TP	SCREW M4X0.7 L=12				4

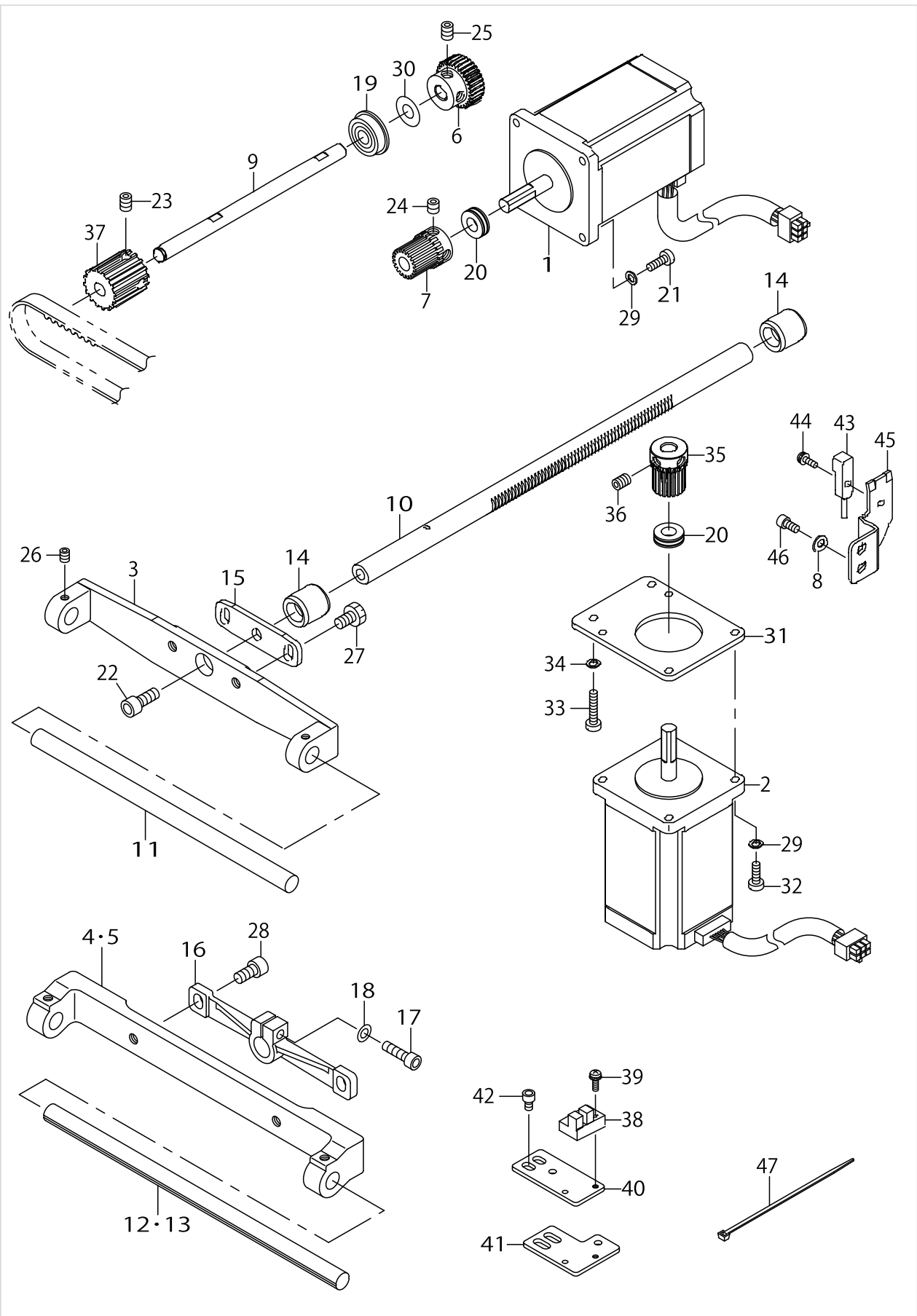
X-Y COMPONENTS (1)



X-Y COMPONENTS (1)

No.	Parts No.	Parts name	Remarks	Level	Cons	Qty
48	WP0450801SP	WASHER				4
49	SM6041202TP	SCREW M4X0.7 L=12	FOR AMS-210EHS,ESS,EHL,ESL			2
50	WP0450801SP	WASHER	FOR AMS-210EHS,ESS,EHL,ESL			2
51	SM6041402TP	SCREW M4 L=14				8
52	B2505210D00	X DRIVEN BRACKET				1
53	WP0520656SA	WASHER 5.2X9.5X0.6				1
54	B2509210D00	BELT RECEIVER				1
55	B2532210D00	X BELT BASE (EXTENSION)	FOR AMS-210E-1510, AMS-210-E-2206,AMS-210E-2210			1
56	B2514210D00A	DRIVEN SPROCKET				1
57	RE0600000K0	E-RING 6				1
58	B2512210D00A	X TIMING BELT	FOR AMS-210EHS,ESS,EHL,ESL			1

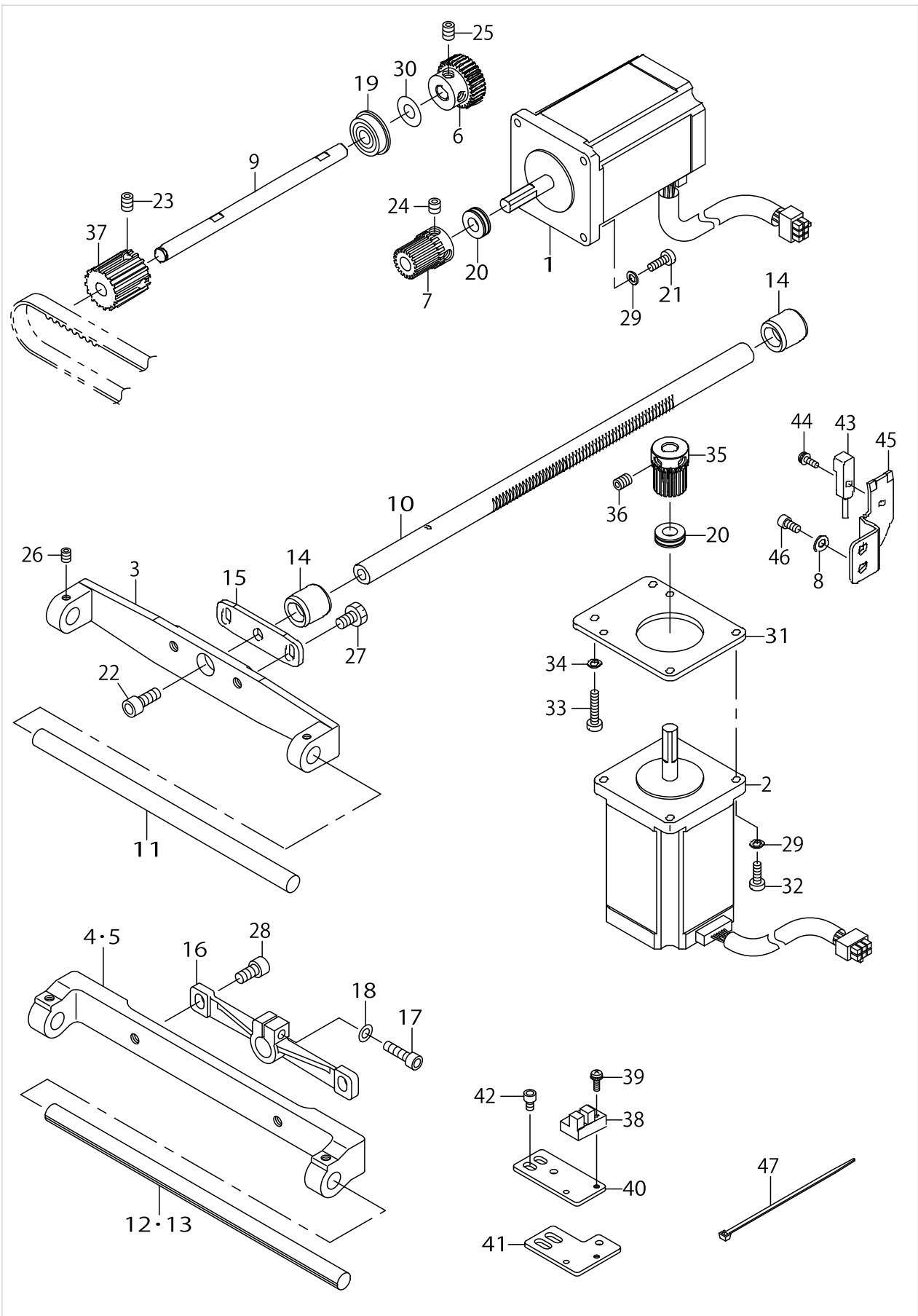
X-Y COMPONENTS (2)



X-Y COMPONENTS (2)

No.	Parts No.	Parts name	Remarks	Level	Cons	Qty
1	40029626	X FEED MOTOR				1
2	40029627	Y FEED MOTOR				1
3	40023623	X GUIDE SHAFT BRACKET	FOR AMS-210EHS,ESS,EHL,ESL			1
4	40036473	X_GUIDE_SHAFT_BRACKET	FOR AMS-210E-1510			1
5	40038563	X_GUIDE_SHAFT_BRACKET	FOR AMS-210E-2206, AMS-210E-2210			1
6	40030947	X_DRIVEN_GEAR				1
7	B2526210D00	X DRIVE GEAR				1
8	WP0430801SC	WASHER 4.3X9X0.8				2
9	40025437	X_DRIVE_SHAFT				1
10	40030948	Y_FEED_SHAFT				1
11	40033181	X_GUIDE_SHAFT	FOR AMS-210EHS,ESS,EHL,ESL			1
12	40036475	X_GUIDE_SHAFT	FOR AMS-210E-1510			1
13	40038564	X GUIDE SHAFT	FOR AMS-210E-2206, AMS-210E-2210			1
14	40025438	Y_REMOVAL_BUSHING				2
15	40033042	Y REMOVAL BRACKET	FOR AMS-210EHS,ESS,EHL,ESL			1
16	40036476	Y_REMOVAL_SHAFT HOLDER	FOR AMS-210E-1510, AMS-210E-2206, AMS-210E-2210			1
17	SM6051802TP	SCREW M5 L=18	FOR AMS-210E-1510, AMS-210E-2206, AMS-210E-2210			1
18	WP0550800SP	WASHER 5.5X10X0.8	FOR AMS-210E-1510, AMS-210E-2206, AMS-210E-2210			1
19	SB108000500	RADIAL BEARING				1
20	SB408000100	BEARING				2
21	SM6041200SP	SCREW M4 L=12				4
22	SM6081562TP	SCREW M8 L=15	FOR AMS-210EHS,ESS,EHL,ESL			1
23	SM8060812TP	SCREW M6 L=8				2
24	SM8060602TP	SCREW M6X6				2
25	SM8060812TP	SCREW M6 L=8				2
26	SM8050612TP	SCREW M5X6				2
27	SM9061050TP	SCREW M6 L=10	FOR AMS-210EHS,ESS,EHL,ESL			2
28	SM6061202TP	SCREW M6 L=12	FOR AMS-210E-1510, AMS-210E-2206, AMS-210E-2210			2
29	WP0450846SP	WASHER				8
30	WP0820526SD	WASHER 8.2X14X0.5				1
31	40025439	Y_FEED_MOTOR_BASE				1
32	SM6041200SP	SCREW M4 L=12				4
33	SM6042000SP	SCREW				2
34	WP0450846SP	WASHER				2
35	B2526210D00	X DRIVE GEAR				1
36	SM8060602TP	SCREW M6X6				2
37	B2513210D00A	DRIVE SPROCKET				1
38	HD00057000A	PHOTO SENSOR				1
39	SL4031081SC	SCREW M3 X 10				1
40	B4004210D00	X SENSOR INSTALLING PLATE	EXCEPT AMS-210E-2206			1
41	40038566	X_SENSOR_INSTALLING_PLATE	FOR AMS-210E-2206, AMS-210E-2210			1
42	SM6040602TP	SCREW M4 L=6				2
43	40032505	Y_SENSOR_ASM.				1
44	SL4031081SC	SCREW M3 X 10				1

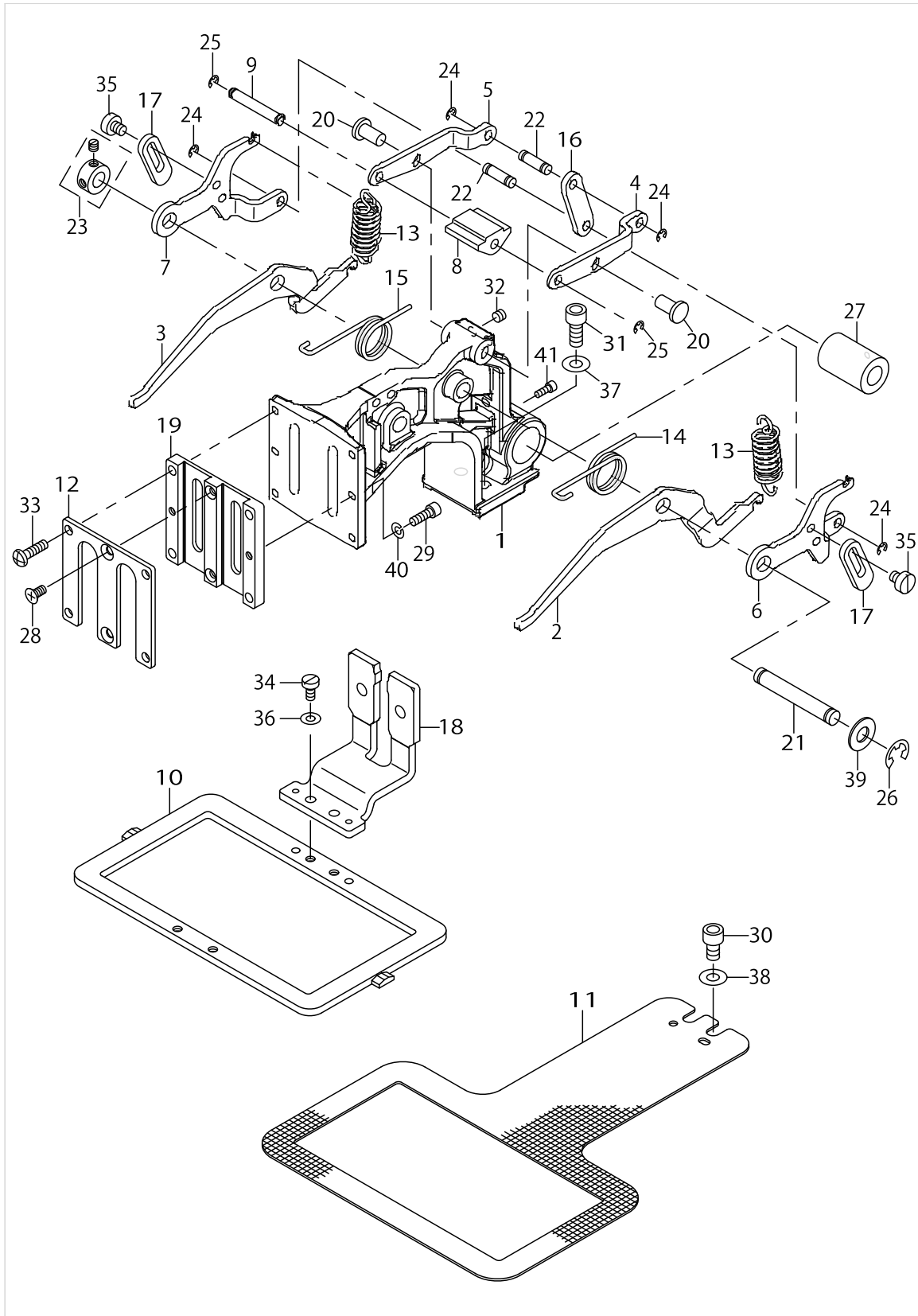
X-Y COMPONENTS (2)



X-Y COMPONENTS (2)

No.	Parts No.	Parts name	Remarks	Level	Cons	Qty
45	40025013	Y_SENSOR_INSTALLING_PLATE				1
46	SM6040802TP	SCREW M4X0.7 L=8				2
47	EA9500B0100	CABLE BAND				1

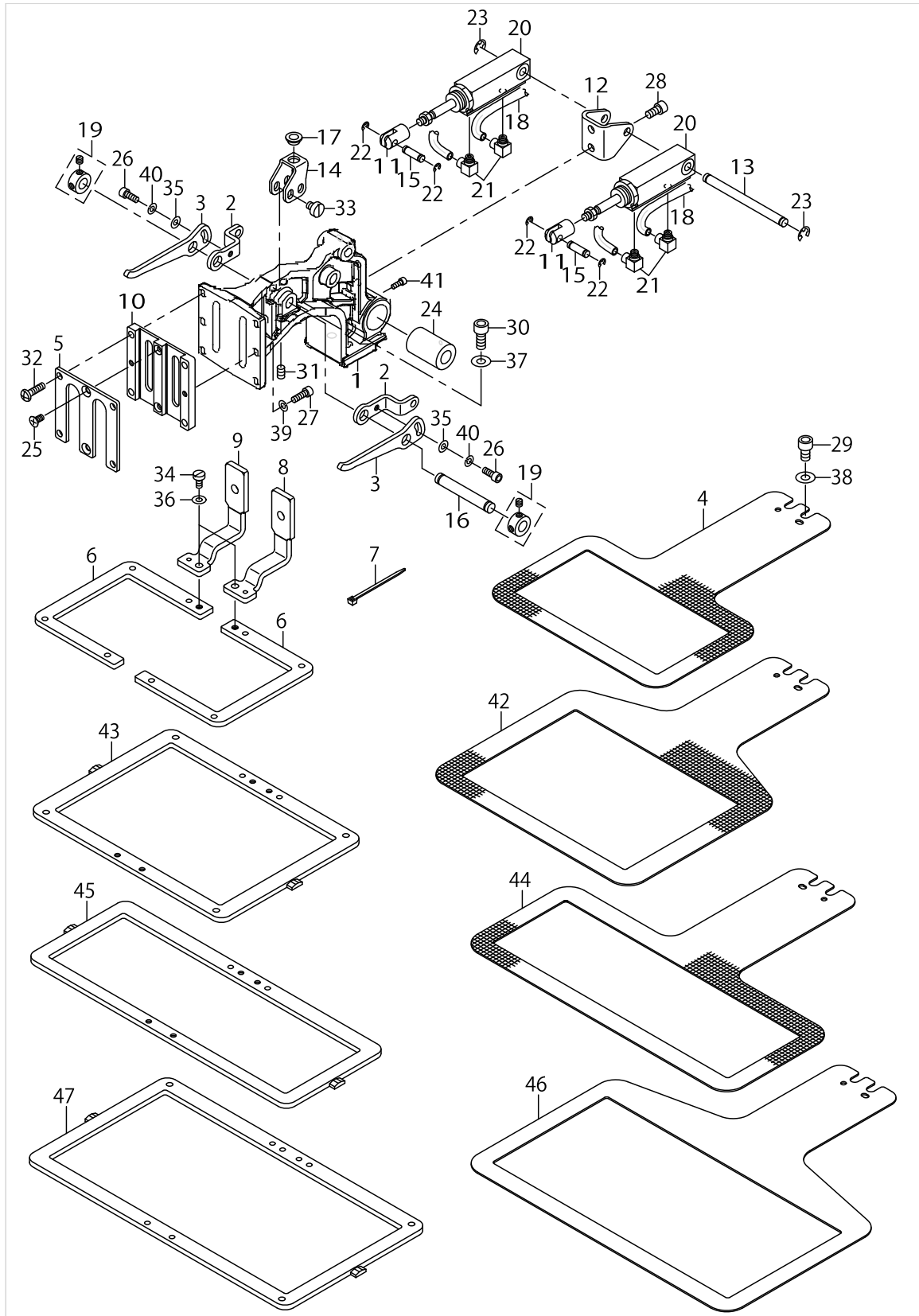
CLOTH FEED MECHANISM COMPONENTS (FOR AMS-210EHS,ESS)



CLOTH FEED MECHANISM COMPONENTS (FOR AMS-210EHS,ESS)

No.	Parts No.	Parts name	Remarks	Level	Cons	Qty
1	40023636	FEED BRACKET				1
2	40023645	LIFTING LEVER RIGHT				1
3	40023646	LIFTING LEVER LEFT				1
4	40023652	FEED BRACKET UPPER LINK RIGHT				1
5	40023653	FEED BRACKET UPPER LINK LEFT				1
6	40023649	SUPPORT LINK RIGHT				1
7	40023650	SUPPORT LINK LEFT				1
8	B2579210D00A	SLIDER				1
9	40023648	SLIDER SHAFT				1
10	40023638	FEEDING FRAME				1
11	B2552210D00	LOWER PLATE				1
12	40023647	WORK CLAMP FOOT PLATE COVER				1
13	B2583210D00	SPRING				2
14	B2581210D00	SPRING,RIGHT				1
15	B2582210D00	SPRING,LEFT				1
16	40023651	FEED BRACKET LINK				1
17	40023654	LINK STOPPER				2
18	B2551210DA0A	SLIDE PLATE COMPL.				1
19	B2610210D00	WORK CLAMP FOOT PLATE				1
20	B1626555000	FEED REGULATOR CONNECTING ROD				2
21	40023663	SHAFT BLOCK SHAFT				1
22	40023635	CYLINDER PIN				2
23	CS079073ASH	THRUST COLLAR ASM.				1
24	RE0300000K0	E-RING 3				4
25	RE0300000K0	E-RING 3				2
26	RE0700000K0	E-RING 7				1
27	SB710000500	BEARING				1
28	SM1040801SP	SCREW M4X0.7 L=8				2
29	SM6041202TP	SCREW M4X0.7 L=12				2
30	SM6061002TP	SCREW M6 L=10				2
31	SM6061402TN	BOLT				2
32	SM8050412TP	SCREW M5 L=4				2
33	SM4041655SP	SCREW M4 L=16				4
34	SM6040800SP	SCREW				2
35	SM6450610TP	SCREW				4
36	WP0480856SP	WASHER 4.8X8.4X0.8				2
37	WP0651001SC	WASHER				2
38	WP0651001SC	WASHER				2
39	B255728000C	WASHER				1
40	WS0410002KP	SPRING WASHER				2
41	SM6030802TP	SCREW M3X0.5 L=8				1

CLOTH FEED MECHANISM COMPONENTS (EXCEPT AMS-210EHS,ESS)



CLOTH FEED MECHANISM COMPONENTS (EXCEPT AMS-210EHS,ESS)

No.	Parts No.	Parts name	Remarks	Level	Cons	Qty
1	40023636	FEED BRACKET				1
2	40023643	LINK PLATE A				2
3	40023640	LINK PLATE B				2
4	B2552210D00	LOWER PLATE	FOR AMS-210EHL,ESL			1
5	40023647	WORK CLAMP FOOT PLATE COVER				1
6	40023639	2-STEP FEEDING FRAME	FOR AMS-210EHL,ESL			2
7	HX002330000	CLIP				4
8	B2590210DA0	WORK CLAMP FOOT COMPL.,RIGHT				1
9	B2591210DA0	WORK CLAMP FOOT COMPL.,LEFT				1
10	B2610210D00	WORK CLAMP FOOT PLATE				1
11	40023644	CYLINDER KNUCKLE				2
12	B2567210D00	CYLINDER INSTALLING BASE				1
13	40023641	CYLINDER SHAFT				1
14	40023642	SLIDER BASE				1
15	40023635	CYLINDER PIN				2
16	40023663	SHAFT BLOCK SHAFT				1
17	G5126172000	CLAMP SHAFT HOLDER				1
18	BT0400251EB	URETHANE HOSE, BLACK				0.4
19	CS079073ASH	THRUST COLLAR ASM.				2
20	PA1602006A0	AIR CYLINDER				2
21	PJ046052503	HOSE ELBOW				4
22	RE0300000K0	E-RING 3				4
23	RE0500000K0	E-RING 5				2
24	SB710000500	BEARING				1
25	SM1040801SP	SCREW M4X0.7 L=8				2
26	SM6041002TP	SCREW M4 L=10				2
27	SM6041202TP	SCREW M4X0.7 L=12				2
28	SM6051002TP	SCREW M5X0.8 L=10				2
29	SM6061002TP	SCREW M6 L=10				2
30	SM6061402TN	BOLT				2
31	SM8050812TP	SCREW M5X8				1
32	SM4041655SP	SCREW M4 L=16				4
33	SM6450610TP	SCREW				4
34	SM6040800SP	SCREW				2
35	WP0450000SD	WASHER 4.5X8X0.5				2
36	WP0480856SP	WASHER 4.8X8.4X0.8				2
37	WP0651001SC	WASHER				2
38	WP0651001SC	WASHER				2
39	WS0410002KP	SPRING WASHER				2
40	WS0410002KP	SPRING WASHER				2
41	SM6030802TP	SCREW M3X0.5 L=8				1
42	40036477	LOWER_PLATE	FOR AMS-210E-1510			1
43	40036478	FEEDING_FRAME	FOR AMS-210E-1510			1
44	D2552D10D0D	LOWER PLATE	FOR AMS-210E-2206			1
45	40038567	FEEDING_FRAME	FOR AMS-210E-2206			1
46	40039541	LOWER_PLATE	FOR AMS-210E-2210			1
47	40039542	FEEDING_FRAME	FOR AMS-210E-2210			1

TABLE COMPONENTS

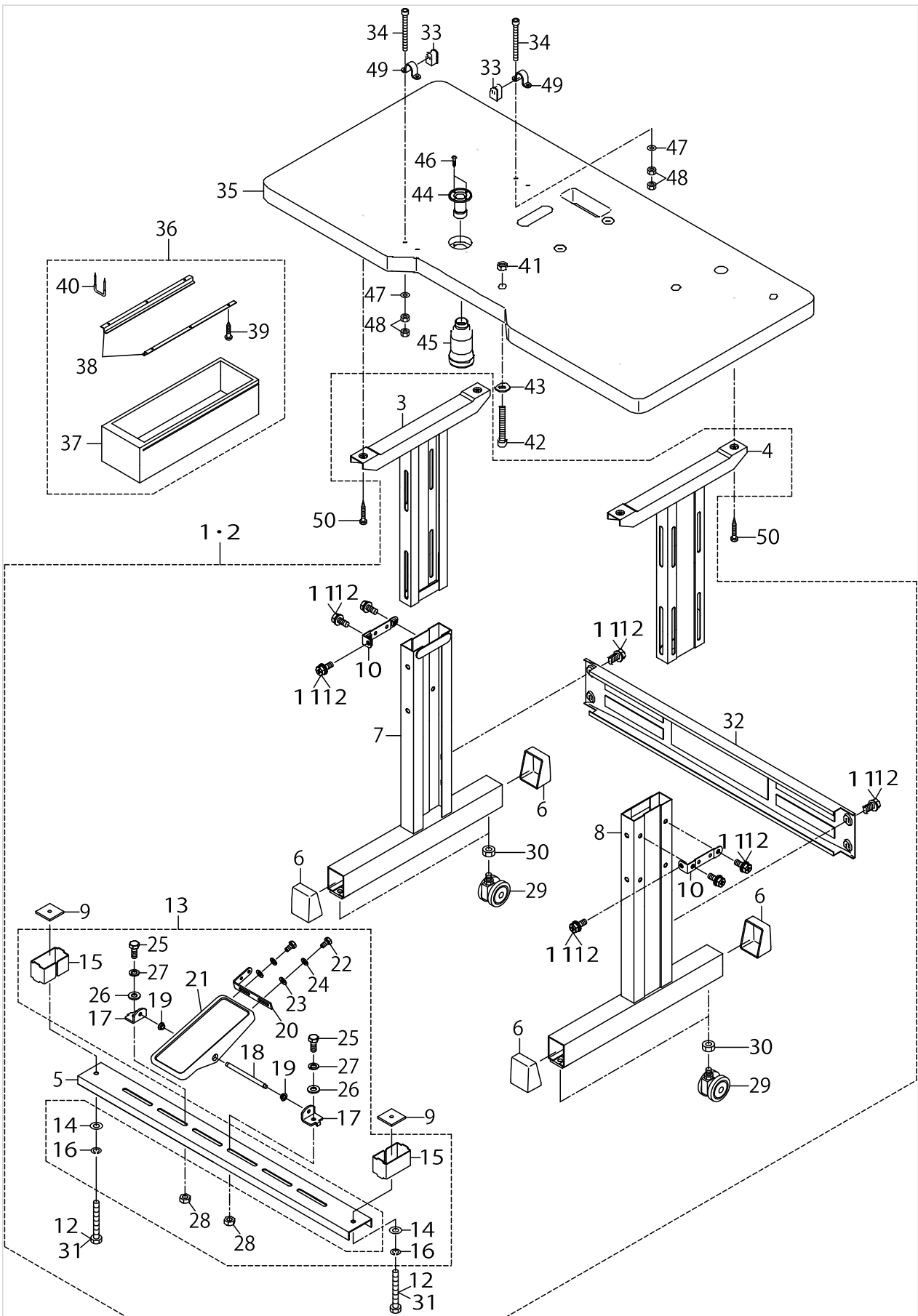


TABLE COMPONENTS

No.	Parts No.	Parts name	Remarks	Level	Cons	Qty
1	14191951	T-STAND COMPL.	FOR AMS-210EHS,ESS			1
2	40038255	T-STAND COMPL.(AIR TYPE)	EXCEPT AMS-210EHS,ESS			1
3	B8101210AAB	UPPER STAND COMPL.		*		1
4	14118152	UPPER STAND ASM.,RIGHT		*		1
5	11158409	STAND SIDE SUPPORT		*		1
6	11158607	RUBBER CAP		*		4
7	B8105210AAA	STAND COMPL.		*		1
8	14118251	STAND ASM.,RIGHT		*		1
9	17007402	NUT		*		2
10	11158516	UPPER STAND PLATE		*		2
11	SL9082091SE	WASHER HEXAGONAL BOLT	FOR AMS-210EHS,ESS	*		10
12	SL9082091SE	WASHER HEXAGONAL BOLT	FOR AMS-210EHL,ESL, AMS-21-0E-1510, AMS-210E-2206	*		12
13	13817754	Z-STAND PEDAL COMPL.	FOR AMS-210EHS,ESS	*		1
14	WP0871602SE	WASHER 8.7X18X1.6	FOR AMS-210EHS,ESS	*		2
15	11159506	STRUT AUXILIARY PLATE	FOR AMS-210EHS,ESS	*		2
16	WS0861410KR	SPRING WASHER 8.6X15X1.4	FOR AMS-210EHS,ESS	*		2
17	11159001	PEDAL SHAFT BRACKET	FOR AMS-210EHS,ESS	*		2
18	B8153771000	PEDAL CONNECTING ROD	FOR AMS-210EHS,ESS	*		1
19	D8113555B00	PEDAL BUSHING	FOR AMS-210EHS,ESS	*		2
20	GPF06080000	PEDAL ADJUSTING PLATE	FOR AMS-210EHS,ESS	*		1
21	GPF060600A0	PEDAL COMPL.	FOR AMS-210EHS,ESS	*		1
22	SM9061203SE	SCREW M6 L=12	FOR AMS-210EHS,ESS	*		2
23	WP0671016SE	WASHER 6.7X13X1	FOR AMS-210EHS,ESS	*		2
24	WS0621210KR	SPRING WASHER 6.2X11.4X1.2	FOR AMS-210EHS,ESS	*		2
25	SM9082023SE	SCREW M8 L=20	FOR AMS-210EHS,ESS	*		2
26	WP0871602SE	WASHER 8.7X18X1.6	FOR AMS-210EHS,ESS	*		4
27	WS0861410KR	SPRING WASHER 8.6X15X1.4	FOR AMS-210EHS,ESS	*		2
28	NM6080721SE	NUT M8	FOR AMS-210EHS,ESS	*		2
29	B8150210000	CASTER		*		4
30	NM6120003SE	NUT M12		*		4
31	SM9086523SE	HEXAGONAL BOLT	FOR AMS-210EHS,ESS	*		2
32	11158300	STAND SIDE SUPPORT		*		1
33	B1115210D00	HINGE RUBBER	ACCESSORIE PARTS			2
34	SM6066002TN	BOLT M6 L=60	ACCESSORIE PARTS			4
35	40030949	TABLE				1
36	11155157	DRAWER ASM.				1
37	11155108	DRAWER		*		1
38	11155207	DRAWER SUPPORT		*		2
39	SK3311600SC	WOOD SCREW D=3.1 L=16		*		6
40	D8204555D00	DRAWER STOPPER		*		1
41	NM6080001SC	NUT M8X1.25	ACCESSORIE PARTS			1
42	SM6086002TP	SCREW	ACCESSORIE PARTS			1
43	WP0851846SC	WASHER 8.5X22.0X1.8	ACCESSORIE PARTS			1
44	B8202205000	OIL MANAGEMENT	ACCESSORIE PARTS			1
45	B9121012000	OIL CAN	ACCESSORIE PARTS			1
46	SK3311601SE	WOOD SCREW D=3.1 L=16	ACCESSORIE PARTS			2

TABLE COMPONENTS

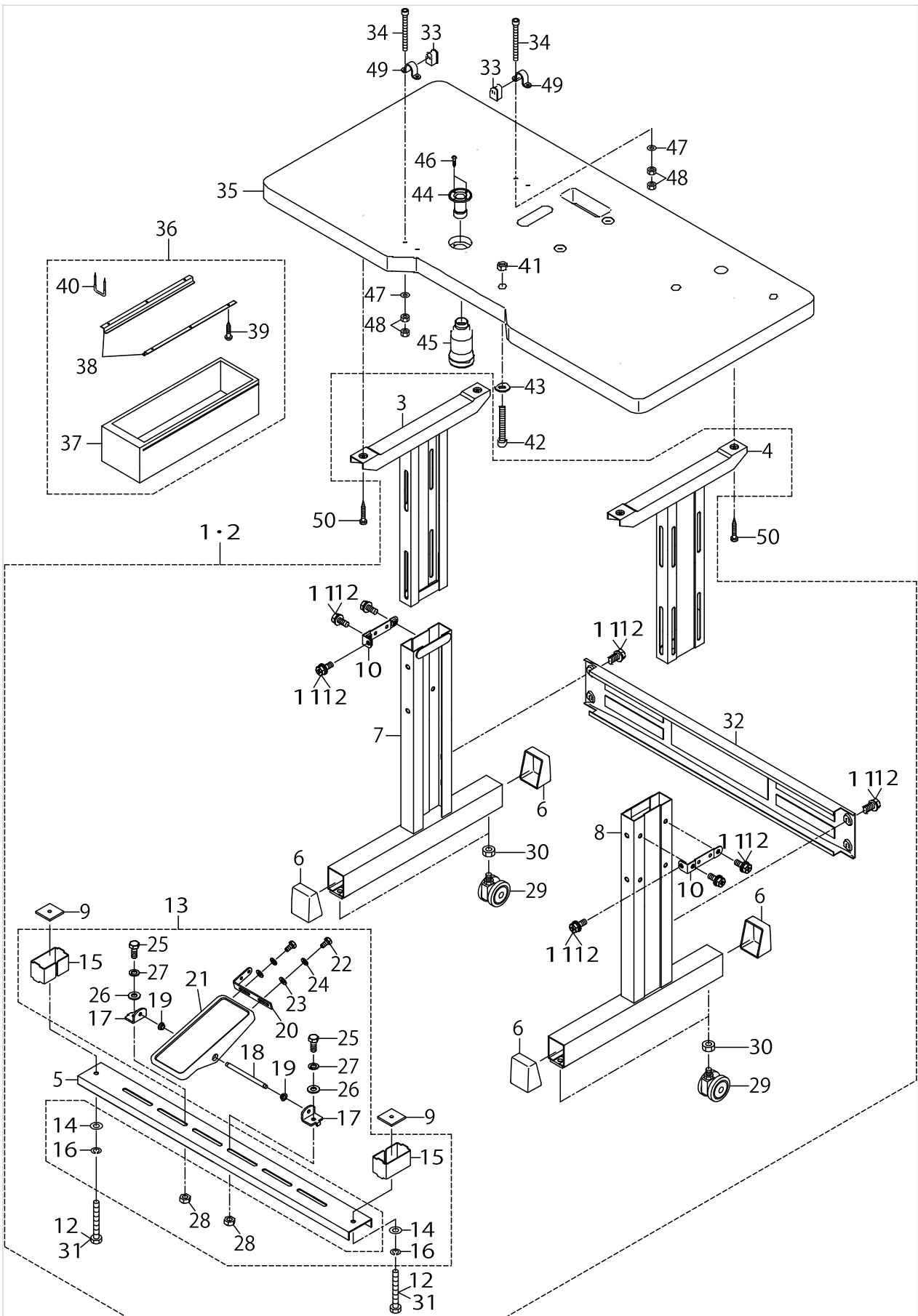
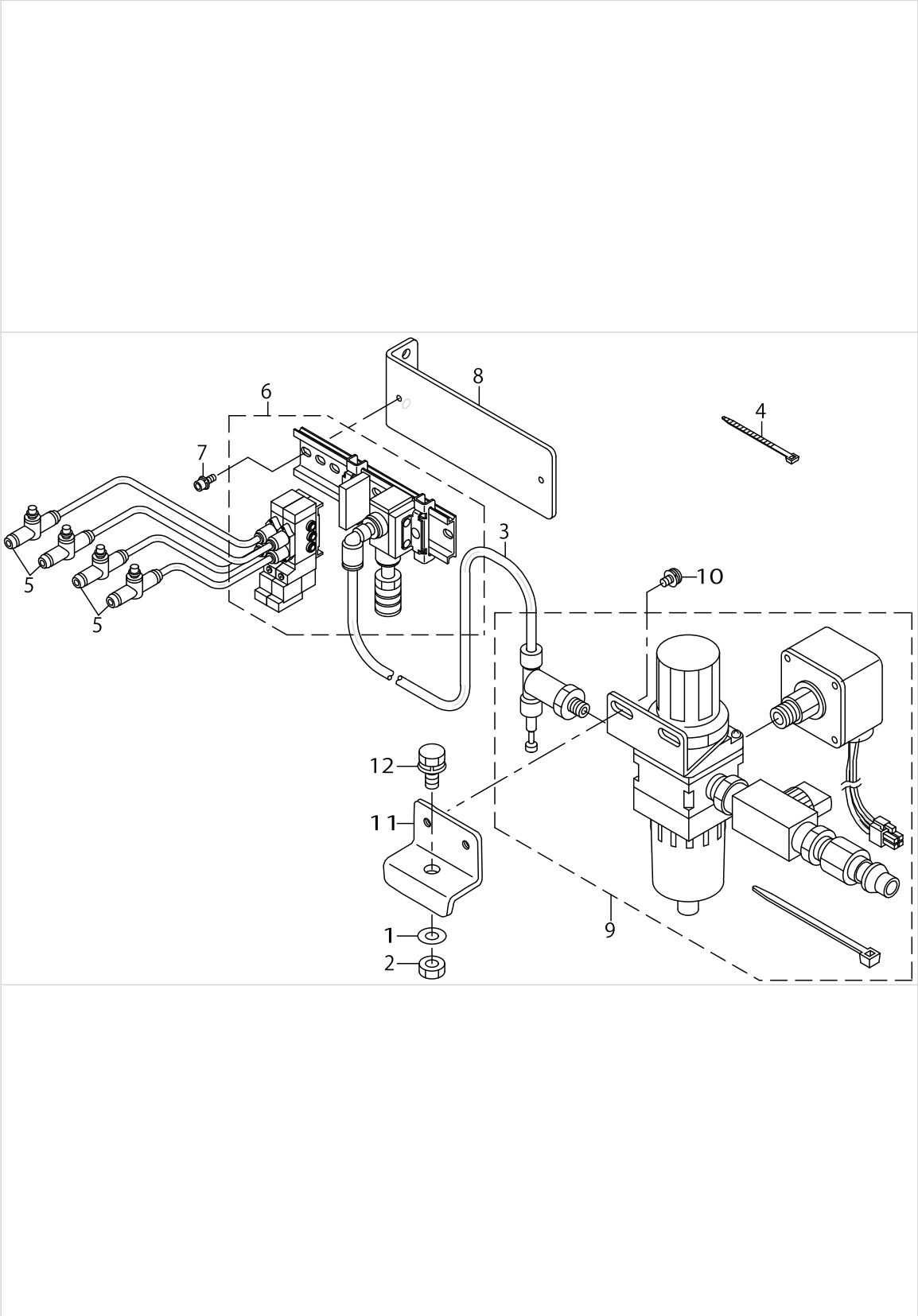


TABLE COMPONENTS

No.	Parts No.	Parts name	Remarks	Level	Cons	Qty
47	WP0651646SC	WASHER	ACCESSORIE PARTS			4
48	NM6060001SC	NUT M6	ACCESSORIE PARTS			8
49	B1111210D00	BED HINGE	ACCESSORIE PARTS			2
50	ST9053511SR	TAPPING SCREW M5X35				4

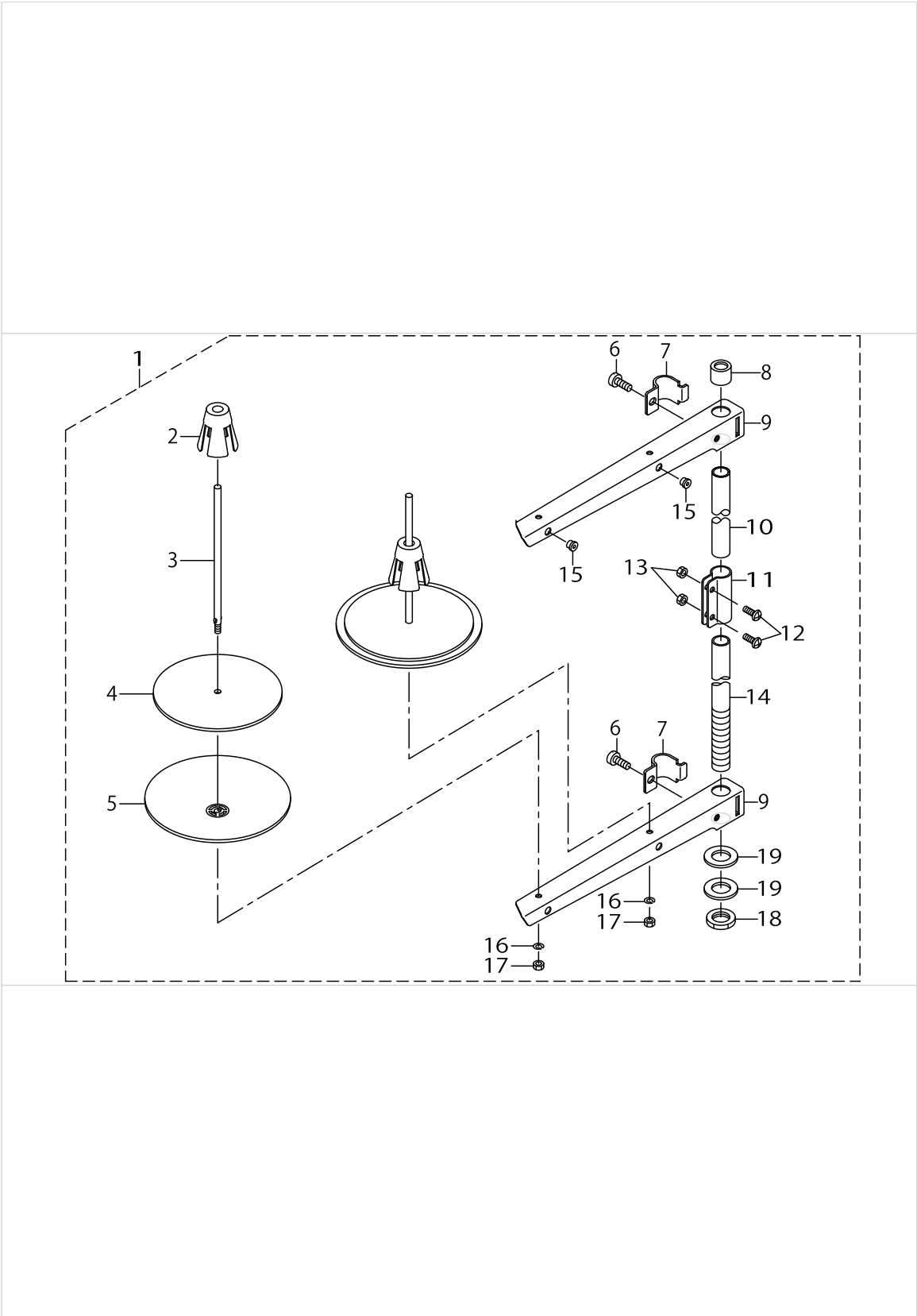
PNEUMATIC COMPONENTS (EXCEPT AMS-210EHS,ESS)



PNEUMATIC COMPONENTS (EXCEPT AMS-210EHS,ESS)

No.	Parts No.	Parts name	Remarks	Level	Cons	Qty
1	WP0871602SE	WASHER 8.7X18X1.6				1
2	NM6080721SE	NUT M8				1
3	BT0600401EB	TUBE				0.5
4	EA9500B0100	CABLE BAND				1
5	PC012405000	SPEED CONTROLLER				4
6	14204655	SOLENOID VALVE ASM.				1
7	SL6041092TN	SCREW				2
8	40030950	SORENOID_VALVE_FITTING_BASE				1
9	40030951	FILTER_REGULATOR_ASM.				1
10	SL4051091SC	SCREW M5X0.8 L=10				2
11	40023662	FILTER INSTALLING PLATE				1
12	SL9082093SE	SCREW				1

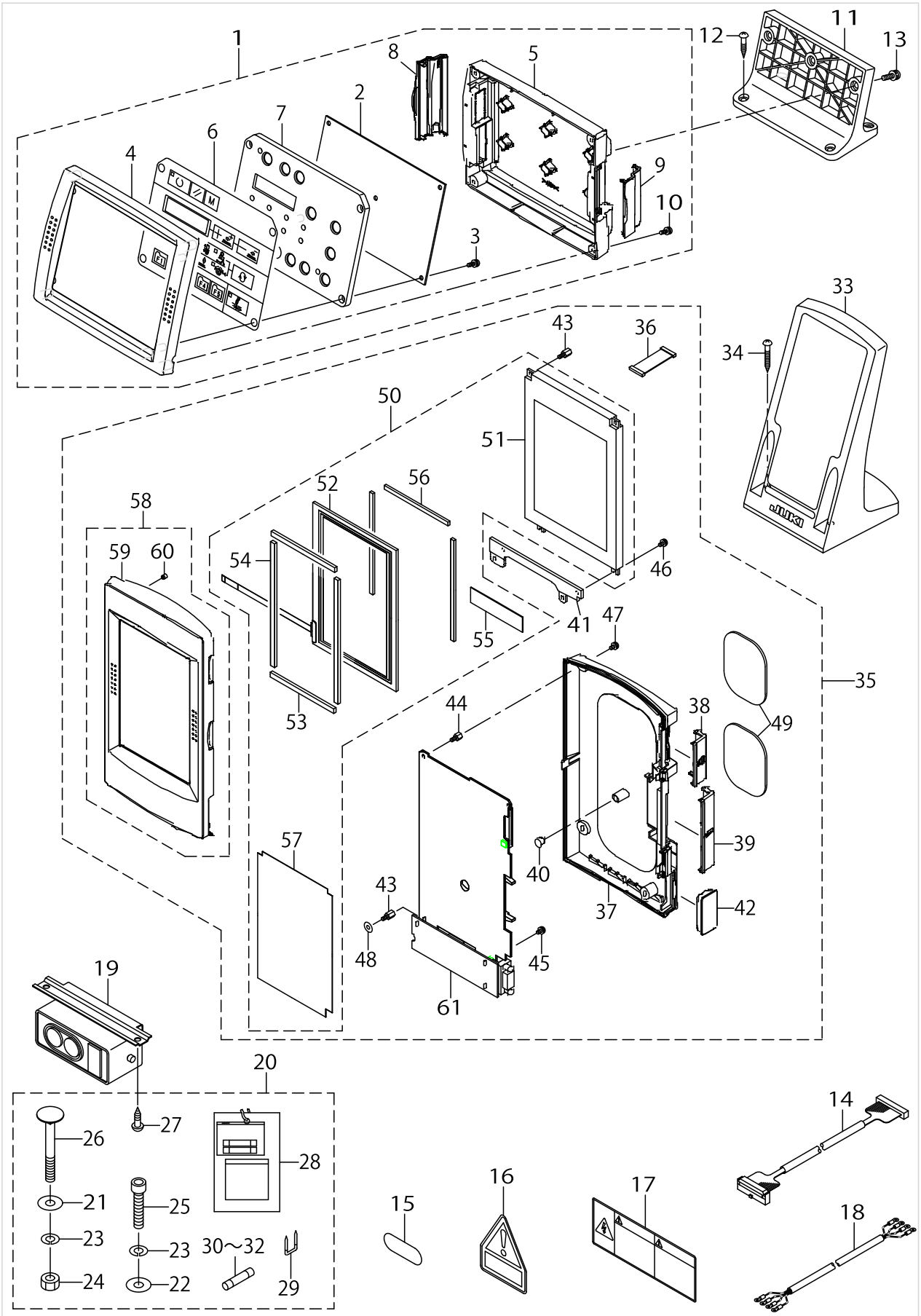
THREAD STAND COMPONENTS



THREAD STAND COMPONENTS

No.	Parts No.	Parts name	Remarks	Level	Cons	Qty
1	22930358	THREAD STAND ASM.				1
2	22931109	SPOOL RETAINER		*		2
3	22931000	SPOOL PIN		*		2
4	22930903	SPOOL REST CUSHION		*		2
5	22930804	SPOOL REST		*		2
6	SM6061610SC	SCREW M6 L=16		*		2
7	22930705	THREAD GUIDE ARM JOINT		*		2
8	22931406	SPOOL REST ROD RUBBER CAP		*		1
9	22930507	SPOOL REST ARM		*		2
10	22930408	SPOOL REST ROD, UPPER		*		1
11	22931307	SPOOL REST ROD JOINT		*		1
12	SM4051405SE	SCREW M5 L=14		*		2
13	NM6050001SE	NUT M5		*		2
14	22930309	SPOOL REST ROD, LOWER		*		1
15	22931208	THREAD GUIDE		*		2
16	WS0510002KN	SPRING WASHER		*		2
17	NM6050001SE	NUT M5		*		2
18	NM6160511SE	NUT M16X1.5		*		1
19	WP1702600S0	WASHER 17X30X2.6		*		2

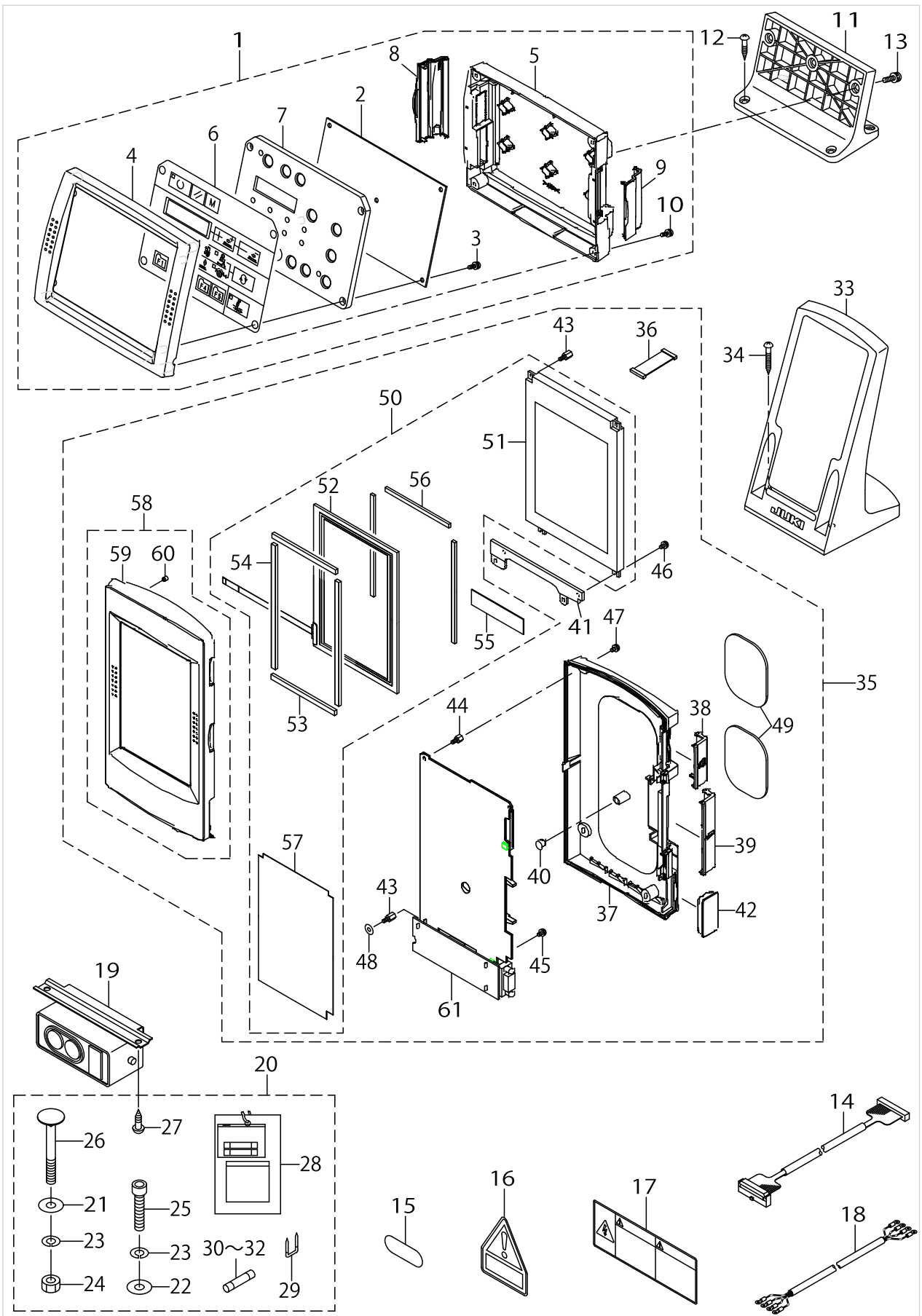
OPERATION PANEL COMPONENTS



OPERATION PANEL COMPONENTS

No.	Parts No.	Parts name	Remarks	Level	Cons	Qty
1	40032704	EASY PANEL CP-20				1
2	40031471	PANEL PCB A ASM.		*		1
3	SL4031081SC	SCREW M3 X 10		*		4
4	40005692	OPERATION BOX FRONT CASE		*		1
5	40030694	REAR_CASE		*		1
6	40032714	PANEL SHEET		*		1
7	40030695	HOLDER_PLATE		*		1
8	40030696	CONNECTOR_COVER		*		1
9	40030697	SM_COVER		*		1
10	SL4031081SC	SCREW M3 X 10		*		4
11	40005697	PANEL STAND				1
12	SK3382001SE	SCREW D=3.8 L=20				4
13	SL4041691SC	SCREW M4 L=16				3
14	40030983	PANEL CABLE ASSY				1
15	BME03200000	VOLTAGE INDICATION SEAL				1
16	CM300400601	VOLTAGE CAUTION LABEL				1
17	CM300100401	LABEL 3 (LARGE)				1
18	M90175800A0	POWER CABLE ASM.				1
19	HA004250000	SWITCH				1
20	40031502	OPTION B ASSY				1
21	WP0852086SC	WASHER M8		*		2
22	WP0841601SC	WASHER 8.4X17.4X1.6		*		1
23	WS0820002KR	SPRING WASHER, M8		*		3
24	NM6080002SC	NUT M8		*		2
25	SM6084002TN	SCREW M8 L=40		*		1
26	MTSHJ100003	BOLT		*		2
27	SK3512001SE	WOOD SCREW D=5.1 L=20		*		2
28	M300451100A	VOLTAGE INDICATION CARD,A		*		1
29	MA011532000	STAPLE		*		3
30	HF00130315S	FUSE 3.15A 250V REF. NO.112		*		1
31	HF003000200	FUSE 2A (220/240V)		*		1
32	HF0013050P0	FUSE 5A		*		1
33	40035024	OPERATION_BOX_FIXED_PLATE(B)ASM.				1
34	SK3413201SE	WOOD SCREW D=4.1 L=32				2
35	40030923	PANEL TYPE_F ASSY				1
36	40000146	LCD_CABLE_ASS'Y		*		1
37	40030765	REAR_CASE		*		1
38	40030767	SM_COVER		*		1
39	40030766	CONNECTOR_COVER		*		1
40	TA0550604R0	RUBBER PLUG		*		1
41	40030926	LCD HOLDER BOARD		*		1
42	40005848	D-SUB 9P COVER		*		1
43	HX00354000N	SPACER		*		5
44	HX00354000S	SPACER		*		3
45	SL4030691SC	SCREW M3X6		*		1
46	SL4030691SC	SCREW M3X6		*		2
47	SL4030681SC	SCREW M3 L=6		*		4

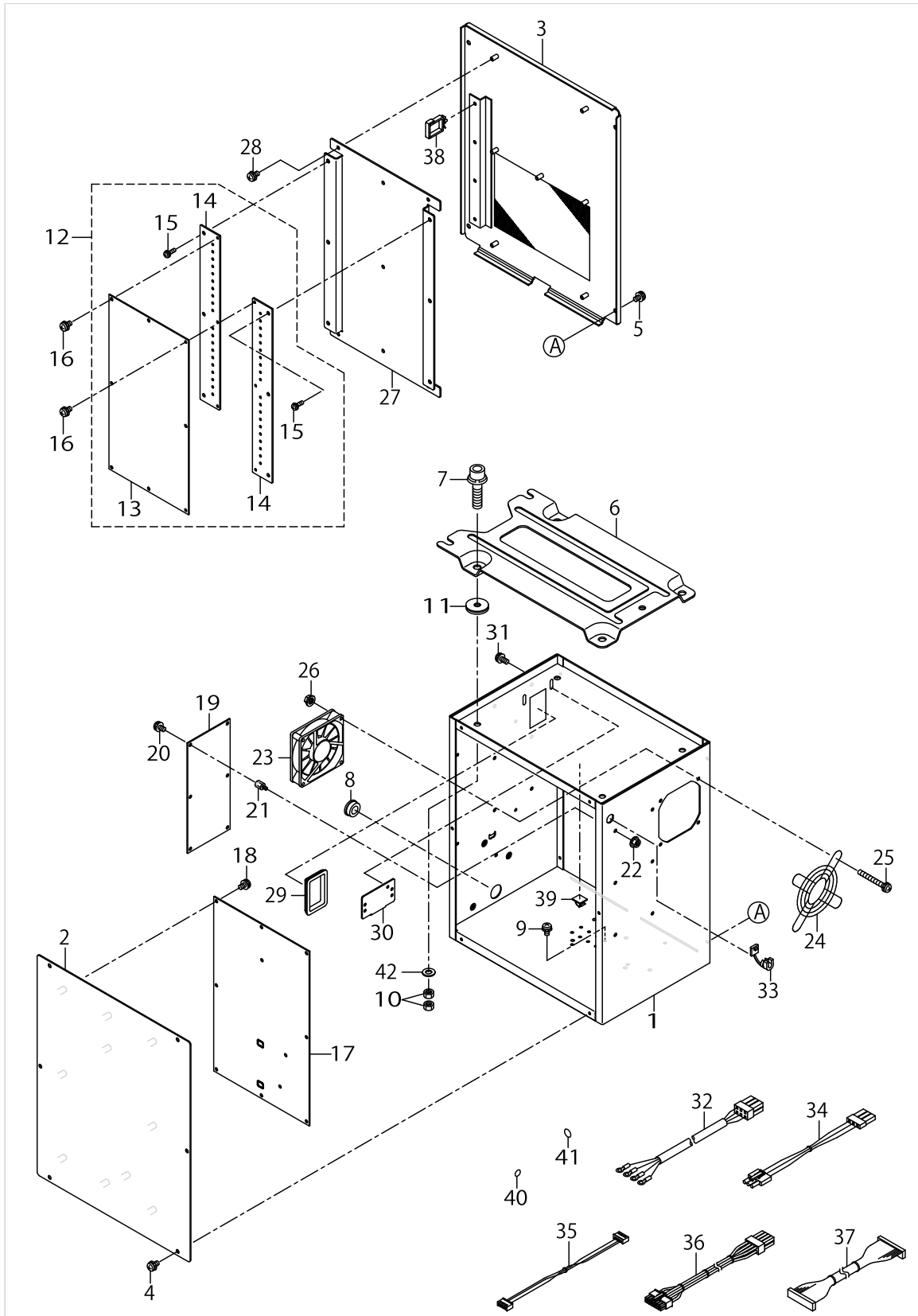
OPERATION PANEL COMPONENTS



OPERATION PANEL COMPONENTS

No.	Parts No.	Parts name	Remarks	Level	Cons	Qty
48	WP0370316SD	WASHER 3.7X8X0.3		*		2
49	40033316	OPERATION_PANEL_MAGNET_A		*		2
50	40034259	LCD ASSY		*		1
51	A39500100A0	LCD		*		1
52	A3906010000	TOUCH PANEL		*		1
53	40000134	TTP_H_FELT		*		2
54	40000135	TTP_V_FELT		*		2
55	40000136	KEY_SHEET		*		1
56	40000138	BOTHSIDES_TAPE		*		3
57	40000140	ISOLATION_SHEET		*		1
58	40034262	IP-400 FRONT_CASE_ASSY		*		1
59	40030764	FRONT_CASE		*		1
60	40000133	INSERT_NUT		*		5
61	40031011	PANEL PCB A ASSY		*		1

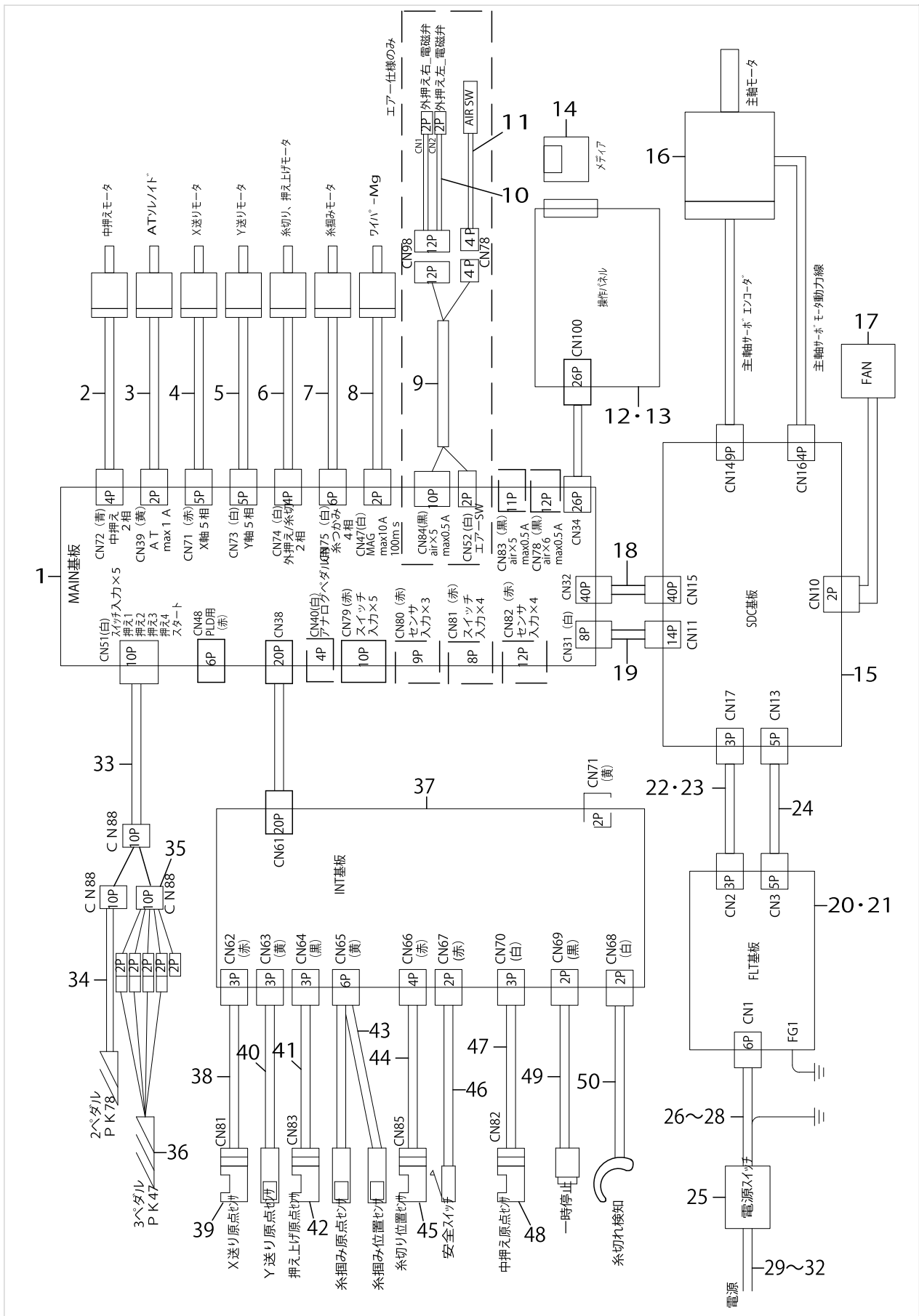
CONTROL BOX COMPONENTS



CONTROL BOX COMPONENTS

No.	Parts No.	Parts name	Remarks	Level	Cons	Qty
1	40003451	CONTROL BOX				1
2	40003452	CONTROL BOX FRONT COVER				1
3	40003453	CONTROL BOX REAR COVER				1
4	SL4040891SC	SCREW M4 L=8				6
5	SL4040891SC	SCREW M4 L=8				4
6	M3801476000	TRANSMISSION BOX FITTING PLATE				1
7	SL6083092TN	SCREW				4
8	HX00188000D	BUSH				1
9	SL4040891SC	SCREW M4 L=8				4
10	NM6080001SC	NUT M8X1.25				8
11	M4206461000	WASHER				4
12	40031449	MAIN PCB ASSY				1
13	40031452	MAIN PCB		*		1
14	40005705	MAIN PCB HEAT SINK		*		2
15	SL4031081SF	SCREW M3 L=10		*		6
16	SL4040881SC	SCREW M4 L=8				6
17	40038663	SDC PCB B ASSY				1
18	SL4040881SC	SCREW M4 L=8				10
19	40000056	FLT-T PCB A ASS'Y				1
20	SL4040881SC	SCREW M4 L=8				6
21	HX003390000	STUD				6
22	NM3040520SC	NUT M4				6
23	40005401	FAN MOTOR ASS'Y				1
24	HM000480010	FINGER GUARD				1
25	SL4043591SC	SCREW				4
26	NM3040520SC	NUT M4				4
27	40005706	MAIN PCB HOLDER PLATE				1
28	SL4040881SC	SCREW M4 L=8				5
29	HX004070000	BUSH				1
30	17845009	CORD FITTING PLATE				1
31	SL4041091SC	SCREW M4 L=10				2
32	40005391	POWER CORD 3P ASS'Y				1
33	HX00410000A	STRAIN RELIEF BUSHING				1
34	40005393	FLT-SDC CORD P ASS'Y				1
35	40005394	FLT-SDC CORD S ASS'Y				1
36	40005726	SDC-MAIN CORD P ASS'Y				1
37	40005727	SDC-MAIN CORD S ASS'Y				1
38	HX005110000	WIRE SADDLE				3
39	E9607603000	STICKER (SMALL)				1
40	E9567319000	EARTH MARK				1
41	40003458	MASK SEAL				10
42	WP0841601SC	WASHER 8.4X17.4X1.6				4

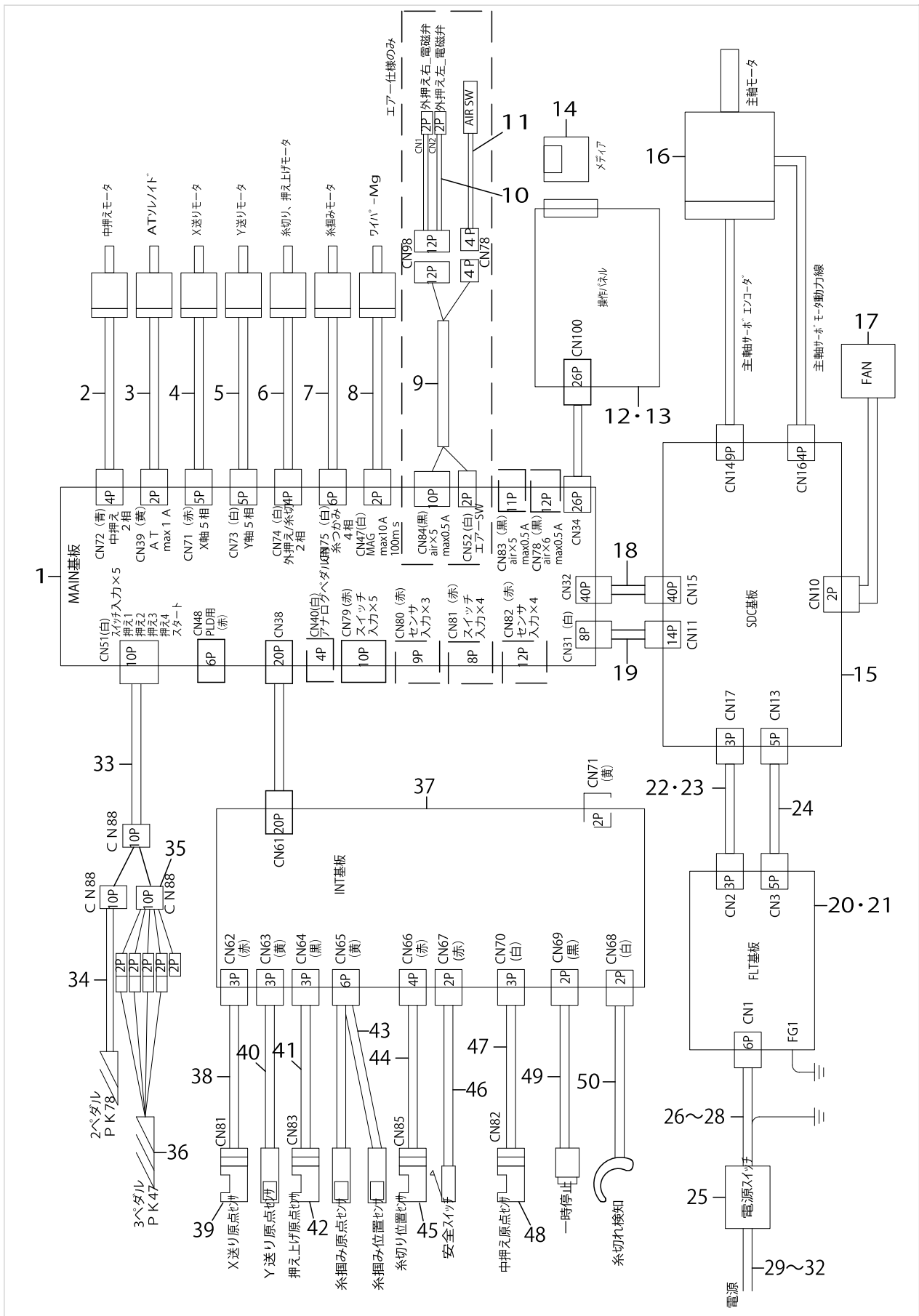
WIRING DIAGRAM



WIRING DIAGRAM

No.	Parts No.	Parts name	Remarks	Level	Cons	Qty
1	40031449	MAIN PCB ASSY				1
2	40029628	INSIDE PRESSURE MOTOR				1
3	40032539	AT_SOLENOID				1
4	40029626	X FEED MOTOR				1
5	40029627	Y FEED MOTOR				1
6	40029629	PRESSURE FOOT MOTOR				1
7	40029630	THREAD HOLD MOTOR				1
8	40030778	WIPER_ASM.				1
9	40048528	AIR RELAY CABLE ASM.	EXCEPT AMS-210EHS,ESS			1
10	40048529	VALVE RELAY CORD ASM	EXCEPT AMS-210EHS,ESS			1
11	40030951	FILTER_REGULATOR_ASM.	EXCEPT AMS-210EHS,ESS			1
12	40015757	IP-410F				1
13	40032704	EASY PANEL CP-20				1
14	40055573	COMPACTFLASH(TM)				1
15	40038663	SDC PCB B ASSY				1
16	40052937	SERVO MOTOR 550W				1
17	40005401	FAN MOTOR ASS'Y				1
18	40005727	SDC-MAIN CORD S ASSY				1
19	40005726	SDC-MAIN CORD P ASSY				1
20	40000056	FLT-T PCB A ASS'Y	FOR 3-PHASE/1-PHASE			1
21	40000046	FLT-S PCB A ASS'Y	FOR 1-PHASE			1
22	40005393	FLT-SDC CORD P ASS'Y				1
23	40012038	REACTOR CORD ASSY	FOR JE			1
24	40005394	FLT-SDC CORD S ASS'Y				1
25	HA004250000	SWITCH				1
26	40005391	POWER CORD 3P ASSY	FOR 3-PHASE/1-PHASE			1
27	40005392	POWER CORD 1P ASS'Y	FOR JE			1
28	40005388	POWER CORD 1P220V ASSY	FOR GENERAL EXPORT			1
29	M90355800A0	POWER SOURCE CORD ASM.	FOR 1-PHASE(100V)			1
30	M90175800A0	POWER CABLE ASM.	FOR 3-PHASE(200~220V)			1
31	40005390	JE POWER CABLE ASM.	FOR 1-PHASE(JE)			1
32	M90245800A0	POWER CABLE ASM.,100V	FOR GENERAL EXPORT			1
33	40031465	SW RELAY CORD ASM.				1
34	40033831	PK78 PEDAL SWITCH ASM.				1
35	40033875	PK47 RELAY CABLE ASM.				1
36	GPK470010AB	3-PEDAL ASM.				1
37	40032512	INT_PCB_ASM.				1
38	40032506	X_SENSOR_CABLE_ASM.				1
39	HD00057000A	PHOTO SENSOR				1
40	40032505	Y_SENSOR_ASM.				1
41	40032507	PF_SENSOR_CABLE_ASM.				1
42	HD00057000A	PHOTO SENSOR				1
43	40032508	TH_SENSOR_ASM.				1
44	40032509	TT_SENSOR_CABLE_ASM.				1
45	HD002230000	PHOTO SENSOR				1
46	40029633	SAFETY SW CORD ASM.				1
47	40032510	IP_SENSOR_CABLE_ASM.				1

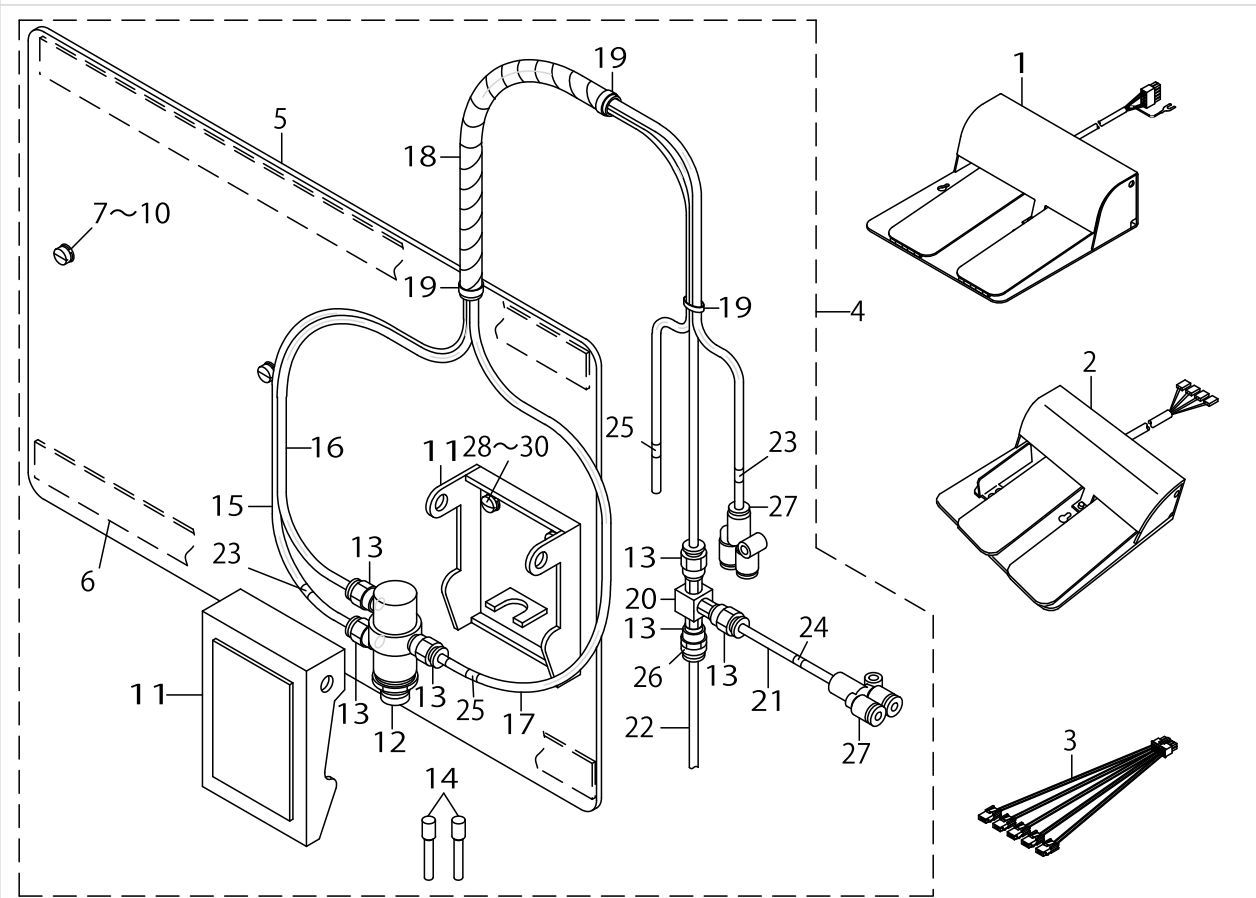
WIRING DIAGRAM



WIRING DIAGRAM

No.	Parts No.	Parts name	Remarks	Level	Cons	Qty
48	HD00057000A	PHOTO SENSOR				1
49	40029632	STOP SW ASM.				1
50	40032511	THB_SENSOR_CABLE_ASM.				1

PEDAL COMPONENTS



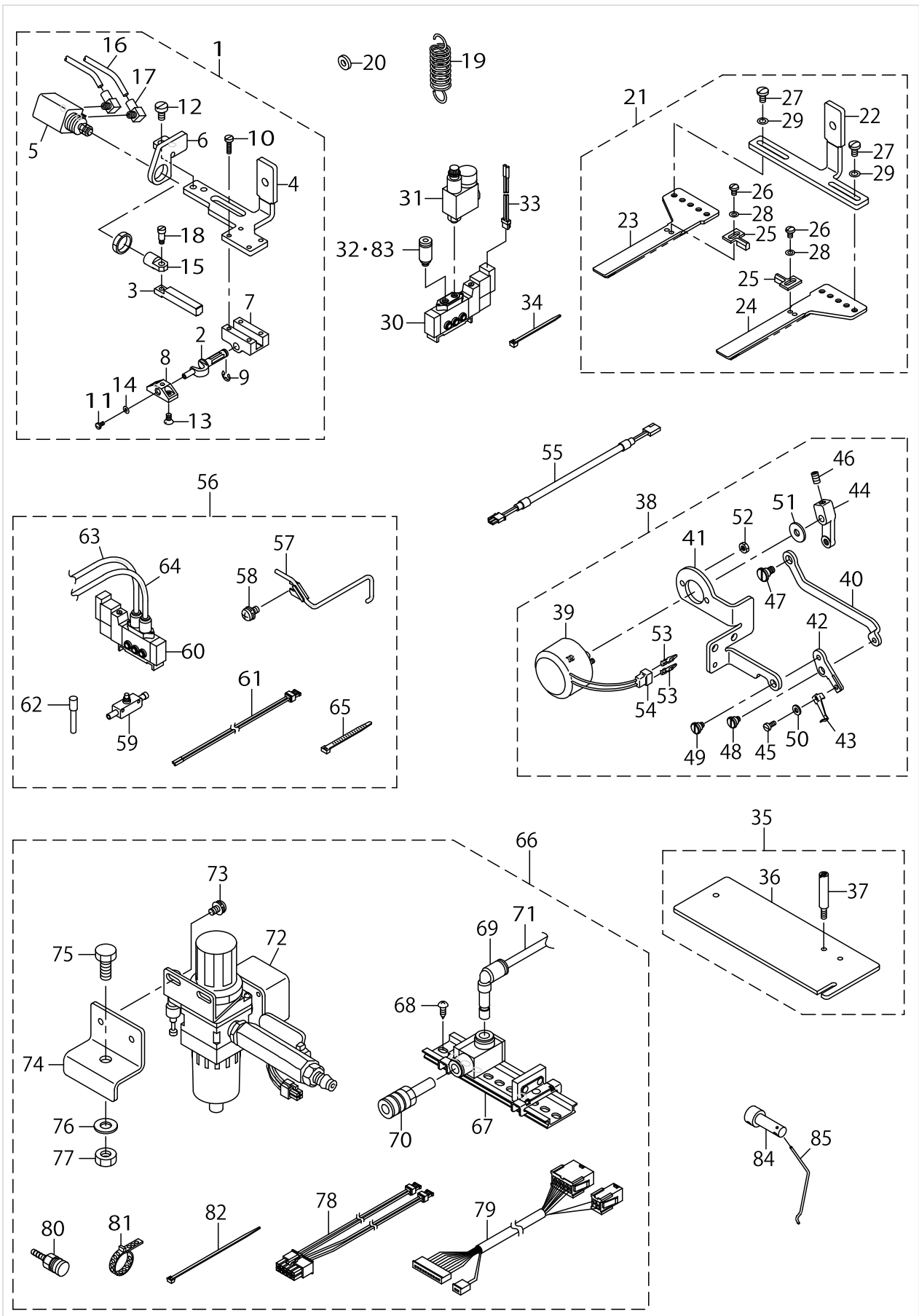
PEDAL COMPONENTS

No.	Parts No.	Parts name	Remarks	Level	Cons	Qty
1	40033831	PK78 PEDAL SWITCH ASM.	FOR AMS-210EHS,ESS, AMS-21-0E-2206, AMS-210E-2210			1
2	GPK470010AB	3-PEDAL ASM.	FOR AMS-210EHL,ESL, AMS-210E-1510			1
3	40033875	PK47 RELAY CABLE ASM.	FOR AMS-210EHL,ESL, AMS-210E-1510			1
4	40042352	MECHANICAL VALVE UNIT	FOR AMS-210E-2210			1
5	D8001D15A0Y	PEDAL BASE		*		1
6	D8002D15A0Y	PEDAL CUSHION		*		2
7	SS6111210SP	SCREW 11/64-40 L=12		*		2
8	WP0450801SD	WASHER 4.5X10X0.8		*		2
9	WS0451040KP	SPRING WASHER 4.5X8.5X1		*		2
10	WP0553216SD	WASHER		*		2
11	PX020002000	ACTUATOR		*		1
12	PV010502000	AIR VALVE		*		1
13	PJ301040501	HALF UNION M5 D=4		*		6
14	PX500014000	PLUG		*		2
15	BT0400251EB	URETHANE HOSE, BLACK		*		1.9
16	BT0400251EB	URETHANE HOSE, BLACK		*		1.8
17	BT0400251EB	URETHANE HOSE, BLACK		*		1.9
18	HX00314000A	SPIRAL TUBE		*		0.6
19	EA9500B0100	CABLE BAND		*		3
20	GEP01013000	VALVE		*		1
21	BT0400251EB	URETHANE HOSE, BLACK		*		0.1
22	BT0400251EB	URETHANE HOSE, BLACK		*		0.1
23	18035204	WIRE MARK (3)		*		2
24	18035303	WIRE MARK (4)		*		1
25	18035600	WIRE MARK (7)		*		2
26	18035709	WIRE MARK (8)		*		1
27	PJ308040002	QUICK COUPLING		*		2
28	WP0450801SD	WASHER 4.5X10X0.8		*		2
29	WS0451040KP	SPRING WASHER 4.5X8.5X1		*		2
30	SS7111120TP	SCREW		*		2

ACCESSORIE PART COMPONENTS

No.	Parts No.	Parts name	Remarks	Level	Cons	Qty
1	B1806210D00	BOBBIN				1
2	B2557210DA0	PLASTIC BLANK PLATE ASM.	FOR AMS-210EHS,ESS			2
3	40036479	PLASTIC_BLANK_PLATE_ASM	FOR AMS-210E-1510			2
4	MDP500B1402	NEEDLE DPX5#14-2	TYPE S (FOR ST)		☆	1
5	MDP170B1802	NEEDLE DPZ17#18-2	TYPE H (FOR ST)		☆	1
6	MC200501002	NEEDLE 134 #100-2	TYPE S (FOR JE)		☆	1
7	MC372001102	NEEDLE SY3355 #110-2	TYPE H (FOR JE)		☆	1
8	22933204	SCREW DRIVER,SMALL				1
9	B9113012000	WRENCH (9X10)				1
10	B9140372000	HEXAGONAL WRENCH, SMALL				1
11	40032763	HEXAGONAL_DRIVER(1.5)				1
12	13160304	S SHAPED HOOK	FOR AMS-210EHS,ESS			2
13	26037903	CHAIN	FOR AMS-210EHS,ESS			1
14	B2592210000	PLASTIC PLATE STOPPER	EXCEPT AMS-210EHL,ESL			2
15	SM6040450TP	SCREW M4 L=4	EXCEPT AMS-210EHL,ESL			1
16	B91212200A0	OILER (CONTAINING NO.2 OIL)				1
17	PJ309520001	SOCKET	EXCEPT AMS-210EHS,ESS			1
18	PB000010000	HOSE BAND	EXCEPT AMS-210EHS,ESS			1
19	22933105	SCREW DRIVER,MIDDLE				1
20	40027770	VINYL COVER				1
21	B1131528000	FELT				1
22	10102200	THREAD GUIDE F				1
23	SM6040860TP	SCREW M4 L=8				1
24	B9101490000	DRIVER				1
25	B9141372000	HEXAGONAL WRENCH, LARGE				1
26	CM600100201	WEEE INFORMATION SHEET	FOR JE			1
27	22932800	ACCESSORIE BAG				1
28	22933006	SCREW DRIVER,LARGE				1
29	D2557D10DAD	BLANK ASM.	FOR AMS-210E-2206			2
30	40039543	PLASTIC_BLANK_PLATE_ASM.	FOR AMS-210E-2210			2

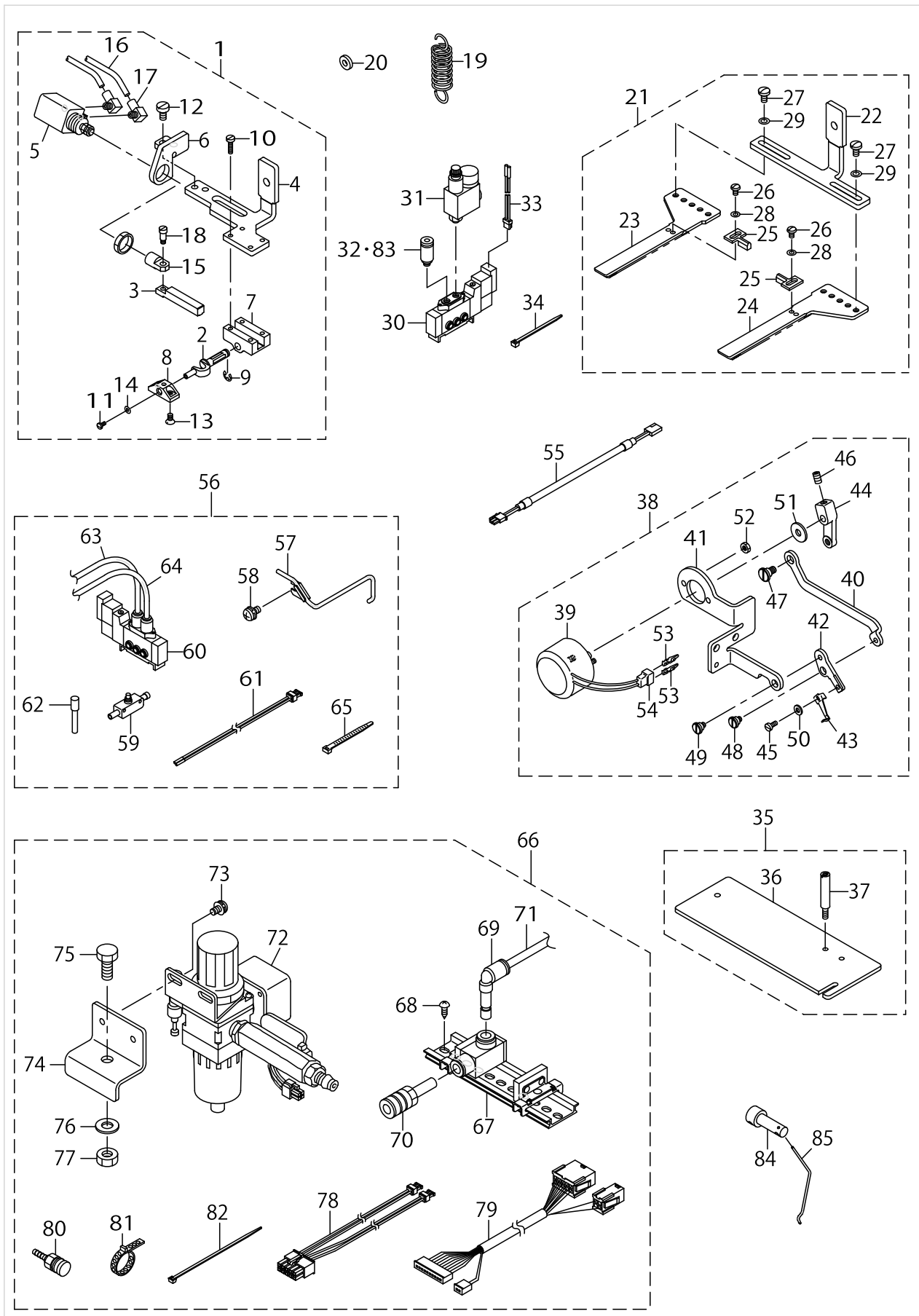
OPTIONAL PART COMPONENTS (1)



OPTIONAL PART COMPONENTS (1)

No.	Parts No.	Parts name	Remarks	Level	Cons	Qty
1	GFU010030A0	SLIDE PLATE ASM.				1
2	GFU01001000	TURN AROUND CRANK SHAFT		*		1
3	GFU01002000	INVERTING LAC		*		1
4	GFU01003000	INNER PRESSER SLIDE PLATE		*		1
5	PA1600801A0	AIR CYLINDER		*		1
6	GFU01006000	TURN CYLINDER BRACKET		*		1
7	B4303210000	TURN AROUND CRANK BEARING		*		1
8	B4314210000	INTERMEDIATE PRESSER BASE		*		1
9	RE0400000K0	E-RING 4		*		1
10	SS6081210SP	SCREW 1/8-44 L=12		*		4
11	SS7060610SP	SCREW 3/32-56 L= 5.5		*		1
12	SS6120940SP	SCREW 3/16-28 L=9		*		2
13	SS1090750SP	SCREW 9/64-40 L=7		*		2
14	WP0250516SD	WASHER 2.5X6X0.5		*		1
15	B4306220000	KNUCKLE		*		1
16	BT0400251EB	URETHANE HOSE, BLACK		*		1.3
17	PJ046052503	HOSE ELBOW		*		2
18	SD0460703TP	HINGE SCREW D=4.6 H=7		*		1
19	GFU01007000	SPRING	FOR TYPE S			1
20	WP0502616SD	WASHER				1
21	GFU010040A0	OUTER PRESSER SLIDE PLATE ASM.				1
22	GFU01004000	OUTER PRESSER SLIDE PLATE		*		1
23	D255121XX00	WALKING FOOT (A)		*		1
24	D255221XX00	WALKING FOOT (B)		*		1
25	D255421XX00	COMPENSATING FOOT		*		2
26	SS5090610SP	SCREW 9/64-40 L=6		*		2
27	SS7110840SP	SCREW 11/64-40 L=7.8		*		4
28	WP0371026SD	WASHER 3.7X7X1		*		2
29	WP0480856SP	WASHER 4.8X8.4X0.8		*		4
30	PV150209100	SOLENOID VALVE				1
31	PF0205030A0	REGULATOR	FOR TYPE H			1
32	PJ301040505	HALF UNION	FOR TYPE S			2
33	40035324	SOLENOID VALVE CONNECTER ASM				1
34	EA9500B0100	CABLE BAND				3
35	40036526	AMS-210E(MU12)SET				1
36	40036524	HOLDER PLATE		*		1
37	40036525	PIPE HOLDER STUD		*		1
38	40035867	WIPER ASM.				1
39	B2101220000	WIPER SOLENOID		*		1
40	40036229	WIPER CONNECTING PLATE		*		1
41	40035866	WIPER_BASE		*		1
42	40036230	WIPER INSTALLING PLATE		*		1
43	B2107210000	WIPER		*		1
44	40036392	WIPER ARM		*		1
45	SM67506C0TP	SCREW M3.5 L=6		*		1
46	SM8050812TP	SCREW M5X8		*		1
47	SD0700406TP	SHOULDER SCREW		*		1

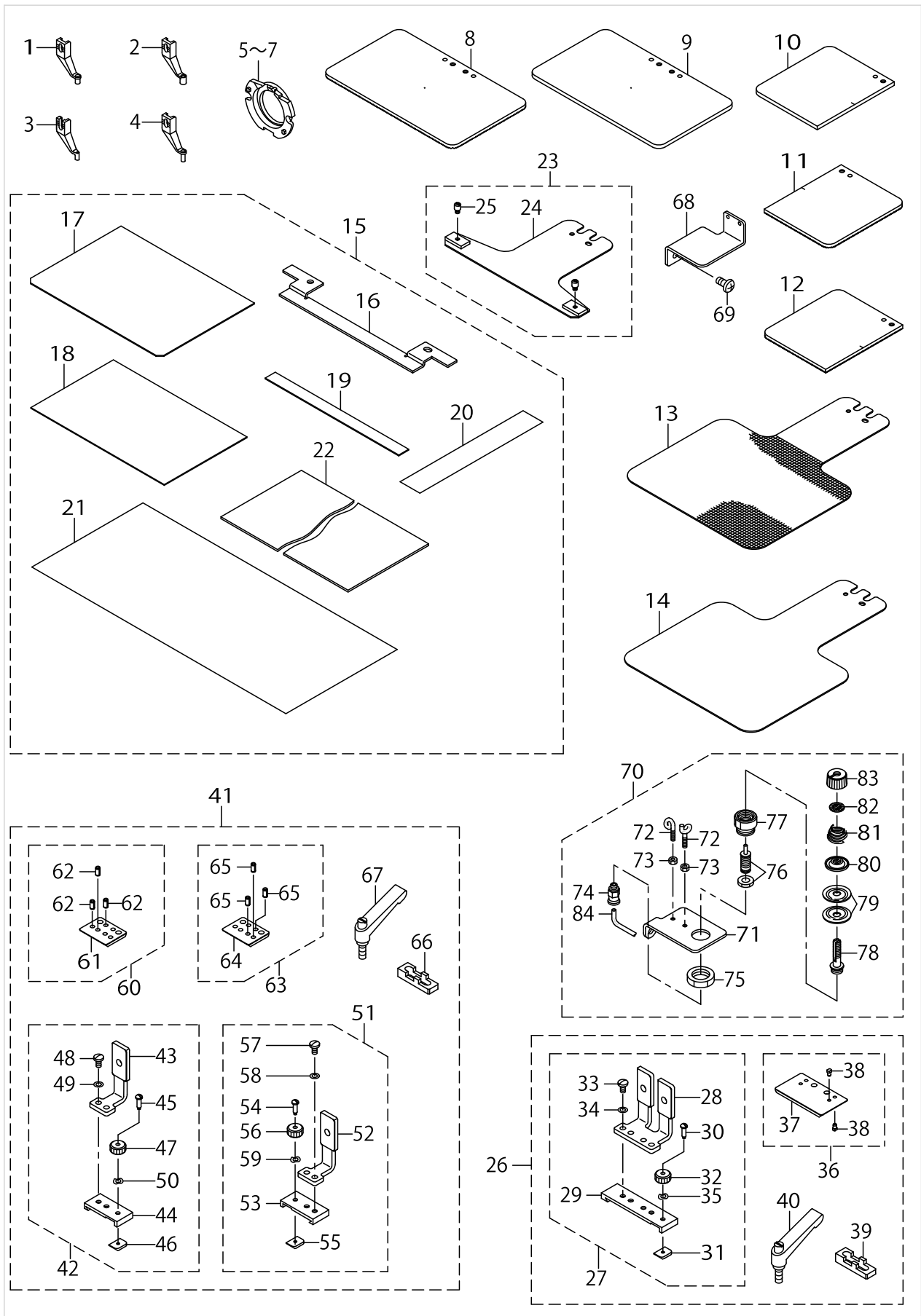
OPTIONAL PART COMPONENTS (1)



OPTIONAL PART COMPONENTS (1)

No.	Parts No.	Parts name	Remarks	Level	Cons	Qty
48	SD0640327TP	SHOULDER SCREW D=6.35 H=3.2		*		1
49	SD0640327TP	SHOULDER SCREW D=6.35 H=3.2		*		1
50	WP0371016SD	WASHER 3.7X8X1		*		1
51	WP0561616SC	WASHER 5.6X16X1.6		*		1
52	NM6040003SC	NUT M4		*		2
53	HP000200200	PIN-SHAPE TERMINAL, MALE		*		2
54	HK018800020	2-POLE PLUG		*		1
55	40058422	WIPER RELAY CABLE ASM.				1
56	40035692	NEEDLE COOLER ASM.				1
57	40035694	NEEDLE COOLER COMPL.		*		1
58	SL4051091SC	SCREW M5X0.8 L=10		*		1
59	PC012401000	SPEED CONTROLLER		*		1
60	PV150209000	5 PORT SOLENOID VALVE		*		1
61	40035324	SOLENOID VALVE CONNECTER ASM		*		1
62	PX500014000	PLUG		*		1
63	BT0400251EB	URETHANE HOSE, BLACK		*		0.7
64	BT0400251EB	URETHANE HOSE, BLACK		*		0.3
65	HX002330000	CLIP		*		3
66	40035693	AIR UNIT ASM.	FOR AMS-210EHS,ESS			1
67	PV915005000	SOLENOID VALVE INSTALLING BASE		*		1
68	SK3412001SE	WOOD SCREW D=4.1 L=20		*		2
69	PJ304060001	ELBOW		*		1
70	PX050003000	SILENCER		*		1
71	BT0600401EB	TUBE		*		0.5
72	40030951	FILTER_REGULATOR_ASM.		*		1
73	SL4051091SC	SCREW M5X0.8 L=10		*		2
74	40023662	FILTER INSTALLING PLATE		*		1
75	SL9082093SE	SCREW		*		1
76	WP0871602SE	WASHER 8.7X18X1.6		*		1
77	NM6080721SE	NUT M8		*		1
78	40048529	VALVE RELAY CORD ASM		*		1
79	40048528	AIR RELAY CABLE ASM.		*		1
80	PJ309520001	SOCKET		*		1
81	PB000010000	HOSE BAND		*		1
82	EA9500B0100	CABLE BAND		*		1
83	PJ301040505	HALF UNION	FOR TYPE H			1
84	40076294	WIPER_SHAFT_CAP				1
85	B2107210D0B	WIPER				1

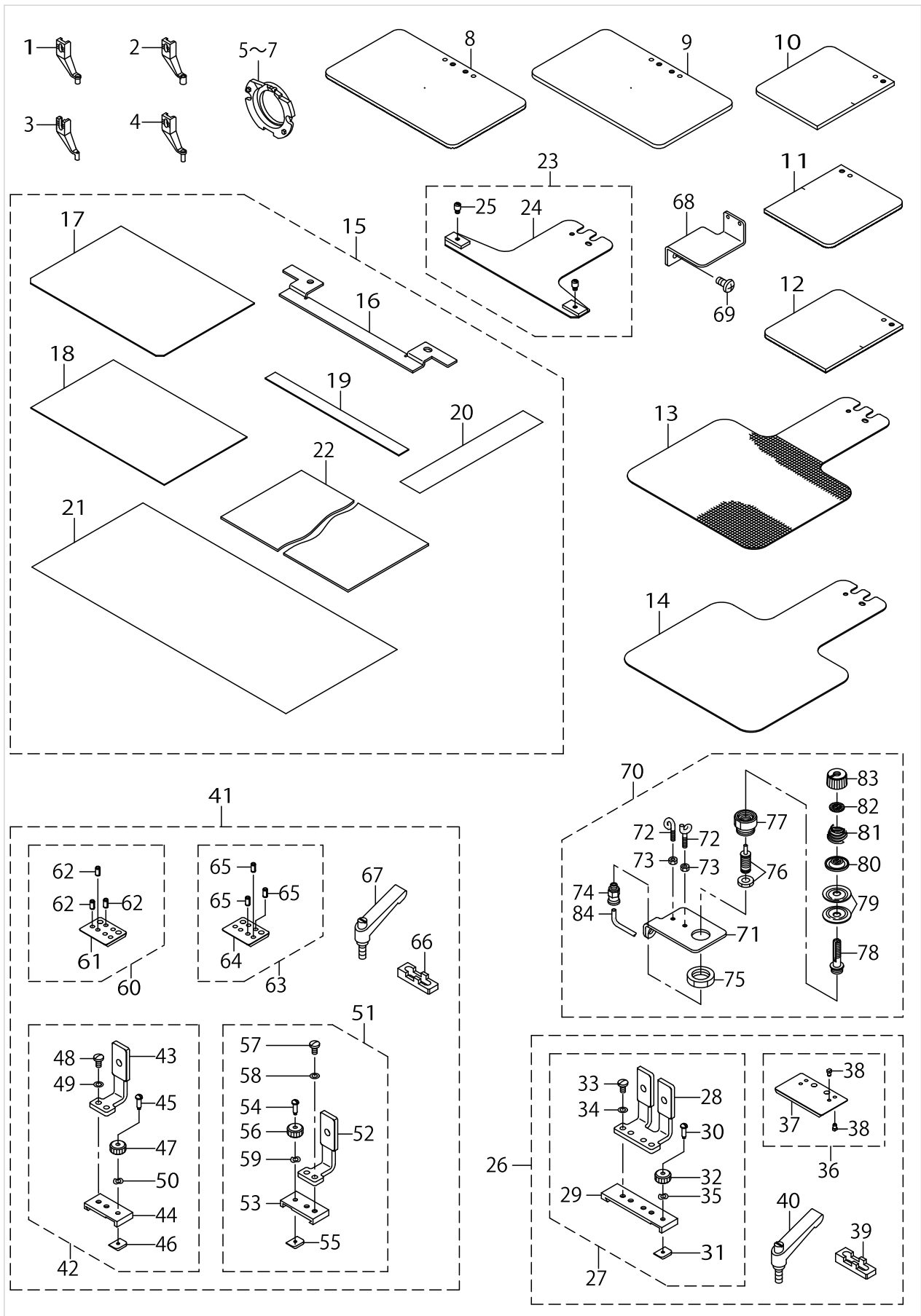
OPTIONAL PART COMPONENTS (2)



OPTIONAL PART COMPONENTS (2)

No.	Parts No.	Parts name	Remarks	Level	Cons	Qty
1	B1601210D0BA	INTERMEDIATE PRESSER B				1
2	B1601210D0CA	INTERMEDIATE PRESSER C				1
3	B1601210D0E	INNER PRESSER E				1
4	B1601210D0FA	INTERMEDIATE PRESSER F				1
5	14103253	INNER HOOK PRESSER ASM., A				1
6	14103659	SHUTTLE RACE RING ASM.,C				1
7	B1817210DAD	SHUTTLE RACE RING ASM.,D				1
8	40035606	FEEDING FRAME BLANK				1
9	40035607	FEEDING FRAME BLANK				1
10	40035608	FEEDING FRAME BLANK				1
11	40035609	FEEDING FRAME BLANK R				1
12	40035610	FEEDING FRAME BLANK L				1
13	B2556210D0A	LOWER PLATE BLANK				1
14	B2556210D0B	LOWER PLATE BLANK				1
15	B2594210DA0	CASSETTE PRESSER ASM.				1
16	B2594210D00	CASSETTE PRESSER BASE PLATE		*		1
17	B2598210D00	CASSETTE PRESSER LOWER PLATE		*		1
18	B2599210D00	CASSETTE PRESSER UPPER PLATE		*		1
19	B2589210D00	CASSETTE PRESSER SPACER		*		1
20	B2572229000	FILAMENT TAPE		*		1
21	B2646215000	TAPE		*		1
22	B2587210000	MATERIAL PLATE A		*		1
23	B2593210DA0	CASSETTE HOLDER FIX PLATE ASM.				1
24	B2593210D00	CASSETTE HOLDER FIXING PLATE		*		1
25	B2560372000	BUTTON CLAMP STOP PIN		*		2
26	B2585210DB0	ONE-TOUCH CLAMP ASM.	FOR AMS-210EHS,ESS			1
27	B2585210DA0	SLIDING PLATE ASM.		*		1
28	B2585210D00	SLIDING PLATE		*		1
29	B2587210D00	SLIDER HOLDING		*		1
30	B5038206000	SET SC		*		1
31	B5039206000	SET PLATE		*		1
32	16108300	NUT B		*		1
33	SS7110840SP	SCREW 11/64-40 L=7.8		*		2
34	WP0480856SP	WASHER 4.8X8.4X0.8		*		2
35	WZ0430200KH	WAVED WASHER		*		1
36	B2595210DA0	SLIDER ASM.		*		1
37	B2595210D00	SLIDER		*		1
38	B1816280000	GUIDE PIN		*		4
39	B2597210D00	CLAMP PLATE		*		1
40	B5115210000	FEEDING FRAME CLAMP LEVER		*		2
41	B2586210DB0	ONE-TOUCH CLAMP ASM.	FOR AMS-210EHL,ESL			1
42	B2586210DA0	SLIDING PLATE ASM., RIGHT		*		1
43	B2586210D00	SLIDING PLATE		*		1
44	B2588210D00	SLIDER HOLDING		*		1
45	B5038206000	SET SC		*		1
46	B5039206000	SET PLATE		*		1
47	16108300	NUT B		*		1

OPTIONAL PART COMPONENTS (2)



OPTIONAL PART COMPONENTS (2)

No.	Parts No.	Parts name	Remarks	Level	Cons	Qty
48	SS7110840SP	SCREW 11/64-40 L=7.8		*		2
49	WP0480856SP	WASHER 4.8X8.4X0.8		*		2
50	WZ0430200KH	WAVED WASHER		*		1
51	B2586210DAA	SLIDING PLATE ASM., LEFT		*		1
52	B2586210D00	SLIDING PLATE		*		1
53	B2588210D00	SLIDER HOLDING		*		1
54	B5038206000	SET SC		*		1
55	B5039206000	SET PLATE		*		1
56	16108300	NUT B		*		1
57	SS7110840SP	SCREW 11/64-40 L=7.8		*		2
58	WP0480856SP	WASHER 4.8X8.4X0.8		*		2
59	WZ0430200KH	WAVED WASHER		*		1
60	B2596210DA0	SLIDER ASM., RIGHT		*		1
61	B2596210D00	SLIDER		*		1
62	PS0400082KP	SPRING PIN		*		3
63	B2596210DAA	SLIDER ASM., LEFT		*		1
64	B2596210D00	SLIDER		*		1
65	PS0400082KP	SPRING PIN		*		3
66	B2597210D00	CLAMP PLATE		*		1
67	B5115210000	FEEDING FRAME CLAMP LEVER		*		2
68	B2535210000	TANK BASE				1
69	SM4040855SP	SCREW				2
70	40040560	THREAD TENSION NO.3 ASM.				1
71	D4012D10N0H	THREAD TENSION NO.3 BASE		*		1
72	B3114771000	THREAD GUIDE		*		2
73	NS6090310SP	NUT 9/64-40		*		2
74	PJ301040502	HALF UNION 4XM5		*		1
75	NM6160511SE	NUT M16X1.5		*		1
76	PA0600504A0	AIR CYLINDER		*		1
77	G2302309000	THREAD TENSION ROD BASE		*		1
78	G2301309000	THREAD TENSION ROD		*		1
79	B3126012000	THREAD TENSION DISK		*		2
80	B3132552000	THREAD TENSION DISK PRESSER		*		1
81	B3121352000	TENSION SPRING		*		1
82	B3120125000	ROTATING STOPPER		*		1
83	11072204	TENSION NUT		*		1
84	BT0400251EB	URETHANE HOSE, BLACK		*		2

HOW TO MAKE USE OF THIS PARTS LIST

1.Explanation of codes

1)"*"mark.....means this part is changed from the previous parts book.

As to the details of the change, refer to the "List for information of change".

2)"#01".....refer to "Note" explanation at bottom of page.

2.Codes on the "Qty" column

• Each numeral indicates the number of parts required.

• "0.1" and "2.5" indicate the length (in meters) of the respective parts.

3.Parentheses mean that the corresponding part is a subpart that constructs an assembly part.

4.Dotted lines on the Figures indicate assembly parts.

5.As to the parts with marks of "☆"(consumable parts) and "◎"(optional parts)on the respective parts, it is recommended to prepare spares.

1."注記"欄の記号説明

1) "*"印.....前回のパーツブックに比較して今回変更された部品を意味します。

変更内容は、"変更情報リスト"を参照してください。

2) "#01".....ページ下の"注記"の説明を参照してください。

2.数量欄の数字は、個数を表し、0.1、2.5等の数値は、長さ（単位メートル）を表します。

3.数量欄の（ ）は、組部品を構成している子部品であることを意味します。

4.イラストページの-----枠は、組構成であることを意味します。

5.リストページの"☆"（消耗部品）、"◎"（オプション部品）の印がついた部品は、予備を準備しておくことをお奨めします。

※"コンパクトフラッシュ（TM）"は米国サンディスク社の登録商標です。

*"CompactFlash(TM)"is the registered trademark of SanDisk Corporation,U.S.A

NUMERICAL INDEX OF PARTS

PART NO	PAGE	REF NO.	PART NO	PAGE	REF NO.	PART NO	PAGE	REF NO.
10004109	6	3	22891006	16	73	23638406	12	68
10102200	2	46	22891204	14	28	26037903	76	13
10102200	76	22	22901409	16	62	26211904	2	12
10108009	14	22	22902506	2	4	26218602	36	31
10502300	2	35	22907505	18	45	26221101	10	30
11071701	18	46	22907554	18	44	26221200	10	29
11072204	84	83	22920508	2	16	26223701	44	38
11072402	8	55	22921506	36	29	26226001	22	42
11111051	34	13	22921605	36	42·46	26226209	26	35
11155108	56	37	22928808	36	28	26228809	28	56
11155157	56	36	22930309	62	14	26260109	6	5
11155207	56	38	22930358	62	1	26260208	6	6
11158300	56	32	22930408	62	10	26260307	6	7
11158409	56	5	22930507	62	9	26260406	6	8
11158516	56	10	22930705	62	7	26260505	6	9
11158607	56	6	22930804	62	5	26260604	6	10
11159001	56	17	22930903	62	4	26260703	6	11
11159506	56	15	22931000	62	3	26260802	6	12
13122403	18	23	22931109	62	2	26261206	6	16
13122452	18	22	22931208	62	15	26261305	6	17
13160304	76	12	22931307	62	11	26261503	6	18
13529607	30	26	22931406	62	8	26261602	6	19
13705108	2	21	22931505	26	38	26261701	6	20
13747001	28	59	22932800	76	27	26501858	30	18
13816855	10	27	22933006	76	28	31262801	10	28
13817754	56	13	22933105	76	19	40000046	70	20·21
14103253	82	5~7	22933204	76	8	40000056	68	19
14103352	30	39	22955504	34	4	40000056	70	20·21
14103659	82	5~7	22955900	34	7	40000133	66	60
14103907	30	21	22956007	34	8	40000134	66	53
14104004	30	19	22956106	34	9	40000135	66	54
14113450	8	52	22956205	34	10	40000136	66	55
14113468	8	51	22956908	34	14	40000138	66	56
14118152	56	4	22957104	34	15	40000140	66	57
14118251	56	8	22957203	34	16	40000146	64	36
14191951	56	1·2	23517501	40	4~7	40003451	68	1
14204655	60	6	23517600	40	4~7	40003452	68	2
16108300	82	56	23517709	40	4~7	40003453	68	3
16108300	84	56	23517808	40	4~7	40003458	68	41
17007402	56	9	23604200	14	2	40003970	22	46
17845009	68	30	23604309	14	42	40005388	70	26~28
18035204	74	23	23610108	18	39	40005390	70	29~32
18035303	74	24	23630007	30	25	40005391	68	32
18035600	74	25	23638109	12	65	40005391	70	26~28
18035709	74	26	23638208	12	67	40005392	70	26~28

NUMERICAL INDEX OF PARTS

PART NO	PAGE	REF NO.	PART NO	PAGE	REF NO.	PART NO	PAGE	REF NO.
40005393	68	34	40006768	42	19	40010511	36	36
40005393	70	22·23	40006772	42	10	40010512	36	37
40005394	68	35	40006777	42	16·17	40010513	36	38
40005394	70	24	40006780	42	11	40010514	36	39
40005401	68	23	40006781	42	12	40010515	36	40
40005401	70	17	40006782	42	14·15	40010521	36	43
40005692	64	4	40006836	12	60	40010522	36	44
40005697	64	11	40006840	12	62	40010523	36	45
40005705	68	14	40009290	12	81	40010525	40	16
40005706	68	27	40010414	2	10	40010527	42	22
40005712	8	49	40010415	14	5	40010528	42	23
40005726	68	36	40010418	14	7	40010533	16	54
40005726	70	19	40010421	14	20	40010589	42	9
40005727	68	37	40010422	14	9	40011152	42	24
40005727	70	18	40010423	14	10	40011359	36	41
40005848	64	42	40010424	14	11	40011902	16	77
40006317	30	9	40010425	14	12	40012038	70	22·23
40006484	2	39	40010426	14	13	40012965	18	19
40006496	12	64	40010427	14	14	40013640	6	29
40006497	12	66	40010434	14	33	40013967	38	48
40006515	16	50	40010437	14	36	40014963	30	40
40006516	16	52	40010438	14	37	40014964	32	41·49·52
40006529	16	64	40010439	14	38	40014965	32	41·49·52
40006530	16	65	40010440	14	39	40015757	70	12·13
40006531	16	66	40010441	16	55	40015800	42	5
40006532	16	74	40010442	16	56	40023623	48	3
40006534	16	70	40010443	26	43	40023624	40	13
40006535	16	71	40010464	26	31	40023626	26	7
40006537	16	75	40010464	30	2	40023627	26	36
40006555	14	17	40010470	30	27	40023629	10	33
40006561	14	23	40010471	30	28	40023631	20	49
40006567	30	5	40010472	30	30	40023632	20	50
40006569	30	6	40010477	36	6	40023635	52	22
40006574	30	13	40010479	36	8	40023635	54	15
40006576	30	31	40010487	36	17	40023636	52	1
40006577	30	22	40010489	36	23	40023636	54	1
40006578	30	45	40010490	36	20	40023638	52	10
40006617	36	5	40010497	36	21	40023639	54	6
40006622	36	25	40010498	36	22	40023640	54	3
40006625	36	4	40010499	36	24	40023641	54	13
40006666	26	45	40010503	36	27	40023642	54	14
40006712	40	10	40010504	36	30	40023643	54	2
40006761	42	1	40010508	36	32·33	40023644	54	11
40006762	42	3	40010509	36	34	40023645	52	2
40006765	42	4	40010510	36	35	40023646	52	3

NUMERICAL INDEX OF PARTS

PART NO	PAGE	REF NO.	PART NO	PAGE	REF NO.	PART NO	PAGE	REF NO.
40023647	52	12	40025018	10	6·7	40028877	2	28
40023647	54	5	40025021	10	12·14	40029411	36	32·33
40023648	52	9	40025023	10	8·10	40029412	36	42·46
40023649	52	6	40025030	22	36	40029419	18	36
40023650	52	7	40025031	10	22	40029420	22	5
40023651	52	16	40025414	2	14	40029626	48	1
40023652	52	4	40025415	18	8	40029626	70	4
40023653	52	5	40025416	34	3	40029627	48	2
40023654	52	17	40025417	14	8	40029627	70	5
40023662	60	11	40025418	22	33	40029628	22	20
40023662	80	74	40025419	22	47	40029628	70	2
40023663	52	21	40025420	22	44	40029629	26	22
40023663	54	16	40025421	22	7	40029629	70	6
40023865	6	13	40025423	22	8	40029630	42	30
40023866	6	14	40025426	22	27	40029630	70	7
40023993	36	12	40025427	18	2	40029632	2	33
40023997	36	26	40025428	18	11	40029632	72	49
40023999	36	15	40025429	18	26	40029633	12	71
40024062	32	51	40025431	18	1	40029633	70	46
40024063	30	7	40025435	26	30	40029776	12	63
40024066	30	1	40025436	26	33	40030615	22	15
40024068	36	14	40025437	48	9	40030616	20	62
40024070	36	11	40025438	48	14	40030617	18	4
40024645	26	1	40025439	48	31	40030619	22	17
40024646	26	2	40025440	34	34	40030620	18	31
40024988	18	29	40025441	34	35	40030621	20	55
40024989	22	24	40026817	22	4	40030623	18	47
40024991	18	40	40026818	14	24	40030625	22	1
40024992	28	51	40026819	22	9	40030626	22	2
40024993	28	52	40026829	12	56	40030627	22	3
40024994	28	53	40026830	12	57	40030628	20	63~65
40024995	28	57	40026831	12	58	40030629	20	63~65
40024996	26	27	40026882	16	57	40030630	20	63~65
40024997	10	1	40026884	16	60·61	40030694	64	5
40024998	2	29	40026979	2	3	40030695	64	7
40024999	2	6	40026980	2	1	40030696	64	8
40025009	26	26	40027770	76	20	40030697	64	9
40025010	22	23	40027870	22	37	40030764	66	59
40025011	18	13	40027971	2	37	40030765	64	37
40025012	18	5	40028337	26	23	40030766	64	39
40025013	50	45	40028338	6	4	40030767	64	38
40025014	10	40	40028459	2	31	40030778	34	1
40025015	10	26	40028834	4	48	40030778	70	8
40025016	22	31	40028835	4	49	40030779	34	12
40025017	10	4	40028873	40	21	40030780	34	5

NUMERICAL INDEX OF PARTS

PART NO	PAGE	REF NO.	PART NO	PAGE	REF NO.	PART NO	PAGE	REF NO.
40030828	2	8	40032512	12	73	40036117	30	37
40030829	6	15	40032512	70	37	40036118	30	47
40030923	64	35	40032539	36	1	40036229	78	40
40030926	64	41	40032539	70	3	40036230	78	42
40030932	40	23~25	40032671	30	12	40036392	78	44
40030933	40	23~25	40032704	64	1	40036457	10	6·7
40030934	40	45	40032704	70	12·13	40036459	10	9·11
40030935	40	15	40032714	64	6	40036461	10	13·15
40030936	40	1	40032763	76	11	40036464	10	23
40030937	26	3	40032798	18	43	40036465	12	76
40030940	42	26	40032805	26	17~20	40036467	12	77
40030942	42	16·17	40033042	48	15	40036468	12	79
40030943	42	14·15	40033144	44	1~4	40036470	26	17~20
40030944	44	1~4	40033145	44	5~7	40036473	48	4
40030945	44	5~7	40033146	44	16	40036474	44	35
40030946	44	31	40033147	44	18	40036475	48	12·13
40030947	48	6	40033148	44	19·20	40036476	48	16
40030948	48	10	40033149	44	23	40036477	54	42
40030949	56	35	40033150	44	12~14	40036478	54	43
40030950	60	8	40033153	44	11	40036479	76	2·3·29·30
40030951	60	9	40033181	48	11	40036481	10	34·35
40030951	70	11	40033190	42	34	40036524	78	36
40030951	80	72	40033191	42	28	40036525	78	37
40030956	34	6	40033316	66	49	40036526	78	35
40030983	64	14	40033831	70	34	40037500	34	32
40031011	66	61	40033831	74	1	40037501	34	33
40031136	14	16	40033875	70	35	40038255	56	1·2
40031336	6	28	40033875	74	3	40038553	10	8·10
40031449	68	12	40034259	66	50	40038555	10	12·14
40031449	70	1	40034262	66	58	40038558	26	17~20
40031452	68	13	40034922	26	37	40038561	44	1~4
40031465	70	33	40035024	64	33	40038562	44	5~7
40031471	64	2	40035324	78	61	40038563	48	5
40031502	64	20	40035324	80	61	40038564	48	12·13
40032483	22	6	40035606	82	8	40038565	44	36
40032505	48	43	40035607	82	9	40038566	48	41
40032505	70	40	40035608	82	10	40038567	54	45
40032506	70	38	40035609	82	11	40038568	10	34·35
40032507	70	41	40035610	82	12	40038663	68	17
40032508	42	33	40035692	80	56	40038663	70	15
40032508	70	43	40035693	80	66	40039532	10	9·11
40032509	70	44	40035694	80	57	40039534	10	13·15
40032510	70	47	40035866	78	41	40039537	26	17~20
40032511	2	45	40035867	78	38	40039538	26	8~11
40032511	72	50	40036110	6	34	40039539	26	12~15

NUMERICAL INDEX OF PARTS

PART NO	PAGE	REF NO.	PART NO	PAGE	REF NO.	PART NO	PAGE	REF NO.
40039540	44	1~4	B1405210000	16	60·61	B2417210000	40	36
40039541	54	46	B1408180000	18	32	B2417280000	40	38
40039542	54	47	B14115520A0	16	58	B2418280000	40	30
40039543	76	2·3·29·30	B1414555000	16	59	B2421210AA0	40	29
40039545	10	36	B1502210D00	26	5	B242328000A	40	41~44
40039546	10	37	B1515210D00	28	66	B242328000B	40	41~44
40039547	10	38	B1516210D00	26	16	B242328000C	40	41~44
40040256	40	8	B151902600G	44	46	B242328000D	40	41~44
40040560	84	70	B1520210D00A	26	8~11	B2424210000	40	46
40042352	74	4	B1525210D00	26	6	B242621000A	40	26~28
40048528	70	9	B1527581000A	28	64	B242621000B	40	26~28
40048528	80	79	B1531210D00	26	12~15	B242621000D	40	26~28
40048529	70	10	B1601210D0BA	82	1	B2502210D00A	44	8·9
40048529	80	78	B1601210D0CA	82	2	B2505210D00	46	52
40051987	2	41	B1601210D0E	82	3	B2507210D00	44	10
40052937	14	40	B1601210D0FA	82	4	B2508210DA0	44	12~14
40052937	70	16	B161121000A	20	48	B2508210DAB	44	12~14
40055573	70	14	B1626555000	52	20	B2509210D00	46	54
40058422	80	55	B1634210D00	20	53	B2512210D00A	46	33·58
40061991	30	41·49·52	B1636581A00	18	15~18	B2512210D0A	44	33·58
40068829	20	58	B1636581B00	18	15~18	B2513210D00A	48	37
40068833	18	14	B1636581C00	18	15~18	B2514210D00A	46	56
40068834	18	28	B1636581D00	18	15~18	B2520210D0A	44	15
40068835	18	7	B1641562000	22	41	B2520210D0B	44	17
40072009	30	4	B1642210D00	28	62	B2521210D00	44	19·20
40073085	40	23~25	B1806210D00	30	43	B2522210D00	44	21·22
40075878	26	12~15	B1806210D00	76	1	B2526210D00	48	35
40076294	80	84	B1816215P00	26	25	B2527210000	44	24·25
40078113	20	59	B1816280000	82	38	B2530210D00	44	37
40078577	26	8~11	B1817210DAD	82	5~7	B2532210D00	46	55
A1230500000A	16	48	B1820210D00	30	14	B2535210000	84	68
A3906010000	66	52	B1821210D00	30	15	B2551210DA0A	52	18
A39500100A0	66	51	B1822215P00	30	16	B2552210D00	52	11
B1111210D00	58	49	B1828210DAA	30	42	B2552210D00	54	4
B1115210D00	56	33	B1903552000	16	76	B2556210D0A	82	13
B1116210D00	10	32	B1908505000	16	67	B2556210D0B	82	14
B1123210000	10	19	B2101220000	78	39	B2557210DA0	76	2·3·29·30
B1124210000	10	20	B2107210000	78	43	B255728000C	52	39
B1129210000	2	19	B2107210D00	34	2	B2560372000	82	25
B1131528000	76	21	B2107210D0B	80	85	B2567210D00	54	12
B1132223C00	10	39	B2110210D00	34	41	B2572229000	82	20
B1144210000	14	45	B2130210D00	34	11	B2579210D00A	52	8
B1181210D00	10	16	B24142800A0	40	34	B2581210D00	52	14
B1212210D00	14	44	B24152800A0	40	32	B2582210D00	52	15
B1213210D00	14	46	B2416280000	40	31	B2583210D00	52	13

NUMERICAL INDEX OF PARTS

PART NO	PAGE	REF NO.	PART NO	PAGE	REF NO.	PART NO	PAGE	REF NO.
B2585210D00	82	28	B5038206000	82	54	D255221XX00	78	24
B2585210DA0	82	27	B5038206000	84	54	D2552D10D0D	54	44
B2585210DB0	82	26	B5039206000	82	55	D255421XX00	78	25
B2586210D00	82	52	B5039206000	84	55	D2557D10DAD	76	2·3·29·30
B2586210D00	84	52	B5115210000	82	67	D4012D10N0H	84	71
B2586210DA0	82	42	B5115210000	84	67	D7133555B00	8	54
B2586210DAA	84	51	B8101210AAB	56	3	D8001D15A0Y	74	5
B2586210DB0	82	41	B8105210AAA	56	7	D8002D15A0Y	74	6
B2587210000	82	22	B8150210000	56	29	D8113555B00	56	19
B2587210D00	82	29	B8153771000	56	18	D8204555D00	56	40
B2588210D00	82	53	B8202205000	56	44	E3051802000	28	63
B2588210D00	84	53	B8267180000	10	25	E9567319000	68	40
B2589210D00	82	19	B9101490000	76	24	E9607603000	68	39
B2590210DA0	54	8	B9113012000	76	9	EA9500B0100	8	57
B2591210DA0	54	9	B9121012000	56	45	EA9500B0100	12	70
B2592210000	76	14	B91212200A0	76	16	EA9500B0100	24	50
B2593210D00	82	24	B9140372000	76	10·25	EA9500B0100	30	44
B2593210DA0	82	23	B9141372000	76	10·25	EA9500B0100	50	47
B2594210D00	82	16	BME03200000	64	15	EA9500B0100	60	4
B2594210DA0	82	15	BT0400251EB	54	18	EA9500B0100	74	19
B2595210D00	82	37	BT0400251EB	74	22	EA9500B0100	78	82
B2595210DA0	82	36	BT0400251EB	78	64	EA9500B0100	80	82
B2596210D00	84	64	BT0400251EB	80	64	EA9500B0200	6	31·48
B2596210DA0	84	60	BT0400251EB	84	84	EA9500B0200	8	31·48
B2596210DAA	84	63	BT0600401EB	60	3	G2301309000	84	78
B2597210D00	82	66	BT0600401EB	80	71	G2302309000	84	77
B2597210D00	84	66	CM100100001	6	32	G5126172000	54	17
B2598210D00	82	17	CM300100401	64	17	GAF01007000	16	49
B2599210D00	82	18	CM300200003	6	2	GEP01013000	74	20
B2610210D00	52	19	CM300400601	64	16	GFU01001000	78	2
B2610210D00	54	10	CM301200001	6	1	GFU01002000	78	3
B2646215000	82	21	CM500100001	6	30	GFU01003000	78	4
B3114771000	84	72	CM600100101	6	33	GFU010030A0	78	1
B3120125000	84	82	CM600100201	76	26	GFU01004000	78	22
B3120372000	2	40	CQ200000000	30	24	GFU010040A0	78	21
B3121352000	84	81	CQ303000000	18	3	GFU01006000	78	6
B3126012000	8	53	CS079073ASH	18	33	GFU01007000	78	19
B3126012000	84	79	CS079073ASH	52	23	GPF060600A0	56	21
B3132552000	84	80	CS079073ASH	54	19	GPF06080000	56	20
B3538112000	6	43	CS0800881TP	22	29	GPK470010AB	70	36
B4004210D00	48	40	D1113D10D0D	10	41	GPK470010AB	74	2
B4007210D00	44	34	D1520D10D0D	26	8~11	HA004250000	64	19
B4303210000	78	7	D1531D10D0D	26	12~15	HA004250000	70	25
B4306220000	78	15	D2502D10D0D	44	8·9	HA006000000	34	19
B4314210000	78	8	D255121XX00	78	23	HD00057000A	24	48

NUMERICAL INDEX OF PARTS

PART NO	PAGE	REF NO.	PART NO	PAGE	REF NO.	PART NO	PAGE	REF NO.
HD00057000A	26	41	MC372001100	16	79~82	PJ308040002	74	27
HD00057000A	48	38	MC372001102	76	4~7	PJ309520001	76	17
HD00057000A	70	48	MDP170B1800	16	79~82	PJ309520001	80	80
HD00057000A	72	48	MDP170B1802	76	4~7	PS0150042K0	10	17
HD00204000A	42	35	MDP500B1400	16	79~82	PS0400082KP	84	65
HD00204000B	42	36	MDP500B1402	76	4~7	PS0400142KH	14	47
HD002230000	40	19	MTSHJ100003	64	26	PV010502000	74	12
HD002230000	70	45	NM3040520SC	68	26	PV150209000	80	60
HF00130315S	64	30~32	NM6040000SN	2	15	PV150209100	78	30
HF0013050P0	64	30~32	NM6040001SP	40	9	PV915005000	80	67
HF003000200	64	30~32	NM6040003SC	36	18	PX020002000	74	11
HK018800020	80	54	NM6040003SC	80	52	PX050003000	80	70
HK034610020	34	17	NM6050001SE	62	17	PX500014000	74	14
HK03464000B	34	18	NM6050001SP	26	39	PX500014000	80	62
HM000480010	68	24	NM6050001SP	40	12	RC0560711KP	6	21
HP000200200	80	53	NM6050001SP	44	39	RC0650811KP	18	25
HW200390000	34	20	NM6060001SC	58	48	RC3781518KP	18	20
HW500070000	34	21	NM6080001SC	56	41	RE0200000K0	42	7
HX00150000C	6	36	NM6080001SC	68	10	RE0250000K0	34	24
HX00150000D	6	39	NM6080002SC	64	24	RE0300000K0	30	17
HX00150000D	30	32	NM6080721SE	56	28	RE0300000K0	52	25
HX00150000F	6	40	NM6080721SE	60	2	RE0300000K0	54	22
HX00150000H	6	41	NM6080721SE	80	77	RE0400000K0	6	22
HX00150000K	6	42	NM6120003SE	56	30	RE0400000K0	78	9
HX00188000D	68	8	NM6160511SE	62	18	RE0500000K0	34	25
HX002330000	54	7	NM6160511SE	84	75	RE0500000K0	54	23
HX002330000	80	65	NS6090310SP	34	22	RE0600000K0	46	57
HX00314000A	74	18	NS6090310SP	84	73	RE0700000K0	22	35
HX003390000	12	75	NS6110310SP	8	56	RE0700000K0	52	26
HX003390000	68	21	NS6110310SP	34	23	RE0800000K0	14	25
HX00354000N	64	43	PA0600504A0	84	76	RE0900000K0	36	3
HX00354000S	64	44	PA1600801A0	78	5	SB104001600	16	69
HX004070000	68	29	PA1602006A0	54	20	SB108000500	22	26
HX00410000A	68	33	PB000010000	76	18	SB108000500	44	40
HX005110000	68	38	PB000010000	80	81	SB108000500	48	19
M300451100A	64	28	PC012401000	80	59	SB108002200	16	68
M3801476000	68	6	PC012405000	60	5	SB108002300	16	72
M4206461000	68	11	PF0205030A0	78	31	SB110002400	26	47
M90175800A0	64	18	PJ046052503	54	21	SB110002400	30	3
M90175800A0	70	29~32	PJ046052503	78	17	SB112001700	30	8
M90245800A0	70	29~32	PJ301040501	74	13	SB120000900	14	1
M90355800A0	70	29~32	PJ301040502	84	74	SB120001700	14	6
MA011532000	64	29	PJ301040505	78	32·83	SB120001800	14	4
MC200501000	16	79~82	PJ301040505	80	32·83	SB30700020A	14	29~32
MC200501002	76	4~7	PJ304060001	80	69	SB30700020B	14	29~32

NUMERICAL INDEX OF PARTS

PART NO	PAGE	REF NO.	PART NO	PAGE	REF NO.	PART NO	PAGE	REF NO.
SB30700020C	14	29~32	SL4031081SF	68	15	SM4050855SP	12	72
SB30700020D	14	29~32	SL4031291SC	26	42	SM4050855SP	34	38
SB30800100A	30	33~36	SL4040681SC	12	59	SM4051055SP	10	44·45
SB30800100B	30	33~36	SL4040881SC	68	28	SM4051405SE	62	12
SB30800100C	30	33~36	SL4040891SC	6	50	SM4051655SP	28	49
SB30800100D	30	33~36	SL4040891SC	8	50	SM4061255SP	2	13
SB408000100	22	13	SL4040891SC	10	74	SM4061255SP	12	50
SB408000100	48	20	SL4040891SC	12	74	SM4061255SP	28	58
SB710000500	52	27	SL4040891SC	68	9	SM5040655SN	6	24
SB710000500	54	24	SL4041091SC	68	31	SM5040855SN	10	31
SB716000200	28	65	SL4041291SC	40	20	SM6020250TP	32	48
SD0350156TP	42	27	SL4041691SC	64	13	SM6020350SP	42	13
SD0400266TP	42	8	SL4043591SC	68	25	SM6020450TP	42	37
SD0460703TP	78	18	SL4051091SC	60	10	SM6020460TP	30	38
SD0640327TP	80	49	SL4051091SC	80	73	SM6030502TP	42	29
SD0650321TP	34	28	SL6040892TN	2	34	SM6030802TP	52	41
SD0700406TP	78	47	SL6040892TN	6	45	SM6030802TP	54	41
SD0800327TP	26	40	SL6041092TN	60	7	SM6040450TP	76	15
SD0800327TP	40	11	SL6052592TN	14	41	SM6040602TP	6	44
SD0800336TP	20	61	SL6083092TN	68	7	SM6040602TP	12	78
SD0800337TP	22	25	SL6084092TN	6	35	SM6040602TP	24	51
SD0800337TP	28	54	SL9061291SE	12	53	SM6040602TP	36	16
SD0800346TP	26	4	SL9082091SE	56	12	SM6040602TP	40	17
SD0800386TP	18	35	SL9082093SE	60	12	SM6040602TP	42	32
SD0800387TP	22	40	SL9082093SE	80	75	SM6040602TP	44	42
SD0800407TP	42	25	SM0040601SC	28	48	SM6040602TP	48	42
SD0800408TP	18	38	SM1030601SP	14	21	SM6040650TP	2	22
SD0800656TP	20	56	SM1040801SP	12	84	SM6040650TP	12	61
SD0800746TP	18	10	SM1040801SP	52	28	SM6040650TP	30	29
SD0801006TP	28	61	SM1040801SP	54	25	SM6040650TP	42	21
SD1000406TP	28	55	SM1040870TP	10	24	SM6040800SP	52	34
SD1000506TP	18	37	SM1040870TP	40	3	SM6040800SP	54	34
SD1002206TP	20	60	SM2360110TP	42	20	SM6040802TN	36	9
SK3311600SC	56	39	SM4020600SP	42	18	SM6040802TP	20	52
SK3311601SE	56	46	SM4021201SC	12	69	SM6040802TP	26	44
SK3382001SE	64	12	SM4030455SP	30	23	SM6040802TP	40	22
SK3412001SE	80	68	SM4030601SN	2	36	SM6040802TP	44	41
SK3413201SE	64	34	SM4030601SN	34	29	SM6040802TP	50	46
SK3512001SE	64	27	SM4040655SP	2	42	SM6040860TP	2	47
SL4030641SE	34	30	SM4040855SP	2	43	SM6040860TP	36	13
SL4030681SC	64	47	SM4040855SP	34	36	SM6040860TP	44	29
SL4030691SC	64	46	SM4040855SP	84	69	SM6040860TP	76	23
SL4031081SC	48	44	SM4041055SP	2	38	SM6041002TP	12	54
SL4031081SC	64	10	SM4041655SP	52	33	SM6041002TP	44	27
SL4031081SF	24	49	SM4041655SP	54	32	SM6041002TP	54	26

NUMERICAL INDEX OF PARTS

PART NO	PAGE	REF NO.	PART NO	PAGE	REF NO.	PART NO	PAGE	REF NO.
SM6041150TP	6	27	SM8040602TP	44	28	SS7060610SP	78	11
SM6041200SP	48	32	SM8040802TP	6	26	SS7090410SP	40	33
SM6041202TP	22	21	SM8050412TP	22	30	SS7110740TP	40	39
SM6041202TP	42	31	SM8050412TP	28	69	SS7110840SP	78	27
SM6041202TP	44	49	SM8050412TP	52	32	SS7110840SP	82	57
SM6041202TP	46	49	SM8050502TP	6	25	SS7110840SP	84	57
SM6041202TP	52	29	SM8050592TP	26	46	SS7111120TP	74	28~30
SM6041202TP	54	27	SM8050592TP	40	2	SS7111810TP	18	42
SM6041402TP	46	51	SM8050612TP	22	43	SS8110410TP	18	34
SM6042000SP	48	33	SM8050612TP	48	26	ST9053511SR	58	50
SM6050802TP	22	45	SM8050812TP	54	31	TA0550604R0	20	57
SM6051002TP	10	44-45	SM8050812TP	78	46	TA0550604R0	64	40
SM6051002TP	26	21	SM8060602TP	48	36	TA0670604R0	14	19
SM6051002TP	54	28	SM8060610TP	30	46	TA0750404R0	18	21
SM6051802TP	48	17	SM8060612TP	12	82	TA0850604R0	2	23
SM6052502TP	44	43-44	SM8060612TP	18	12	TA1050504R0	2	24
SM6053502TP	44	43-44	SM8060612TP	22	34	TA1250406R0	2	25
SM6060550TP	14	27	SM8060612TP	28	67	TA2050406R0	2	26
SM6061002TP	52	30	SM8060612TP	30	10	TA2351004R0	2	27
SM6061002TP	54	29	SM8060802TP	22	19	WP0250516SD	78	14
SM6061202TP	10	2	SM8060812TP	14	43	WP0320500SC	42	6
SM6061202TP	26	28	SM8060812TP	22	18	WP0320501SC	34	31
SM6061202TP	48	28	SM8060812TP	26	60	WP0370316SD	66	48
SM6061402TN	52	31	SM8060812TP	28	60	WP0371016SD	80	50
SM6061402TN	54	30	SM8060812TP	30	11	WP0371026SD	78	28
SM6061402TP	18	24	SM8060812TP	40	14	WP0430800SC	20	54
SM6061602TP	28	70	SM8060812TP	48	25	WP0430800SD	12	49
SM6061610SC	62	6	SM8061050TP	32	50	WP0430801SC	36	10
SM6061802TP	22	22	SM8061612TP	16	78	WP0430801SC	48	8
SM6061802TP	26	24	SM8061612TP	36	47	WP0450000SD	54	35
SM6066002TN	56	34	SM8480652TP	14	35	WP0450801SD	2	44
SM6081562TP	48	22	SM8480652TP	22	10	WP0450801SD	34	39
SM6084002TN	64	25	SM9061050TP	48	27	WP0450801SD	74	28~30
SM6086002TP	56	42	SM9061203SE	56	22	WP0450801SP	12	55
SM6450610TP	12	51	SM9082023SE	56	25	WP0450801SP	40	18
SM6450610TP	52	35	SM9086523SE	56	31	WP0450801SP	42	2
SM6450610TP	54	33	SS1060210TP	40	35	WP0450801SP	46	50
SM67506C0TP	78	45	SS1090750SP	78	13	WP0450826SC	6	23
SM7030450SC	12	80	SS1110640TP	18	30	WP0450846SP	24	52
SM7751160TP	20	51	SS5090610SP	78	26	WP0450846SP	40	37
SM8030412TP	16	63	SS6081210SP	78	10	WP0450846SP	44	32
SM8030412TP	36	7	SS6090910SP	18	41	WP0450846SP	48	34
SM8040310SS	16	53	SS6110430TP	40	40	WP0480856SP	52	36
SM8040412TP	34	27	SS6111210SP	74	7~10	WP0480856SP	54	36
SM8040412TP	44	45	SS6120940SP	78	12	WP0480856SP	78	29

NUMERICAL INDEX OF PARTS

PART NO	PAGE	REF NO.
WP0480856SP	82	58
WP0480856SP	84	58
WP0502616SD	78	20
WP0520656SA	22	38
WP0520656SA	46	53
WP0522016SH	22	39
WP0531001SC	34	40
WP0550800SP	48	18
WP0553216SD	74	7~10
WP0561616SC	80	51
WP0611626SP	18	9
WP0611626SP	26	29
WP0651001SC	10	3
WP0651001SC	28	50
WP0651001SC	52	38
WP0651001SC	54	38
WP0651646SC	58	47
WP0671016SE	56	23
WP0820516SP	14	15
WP0820526SD	48	30
WP0841601SC	64	22
WP0841601SC	68	42
WP0850002SP	22	14
WP0851846SC	56	43
WP0852086SC	64	21
WP0871602SE	56	26
WP0871602SE	60	1
WP0871602SE	80	76
WP1221016SP	18	27
WP1702600S0	62	19
WS0410002KP	52	40
WS0410002KP	54	40
WS0451040KP	74	28~30
WS0510002KN	62	16
WS0621210KR	56	24
WS0820002KR	64	23
WS0861410KR	56	27
WZ0430200KH	82	59
WZ0430200KH	84	59
WZ0850302K0	22	28