

MODEL : AMS-224C

List No : 1123-02

# PARTS LIST

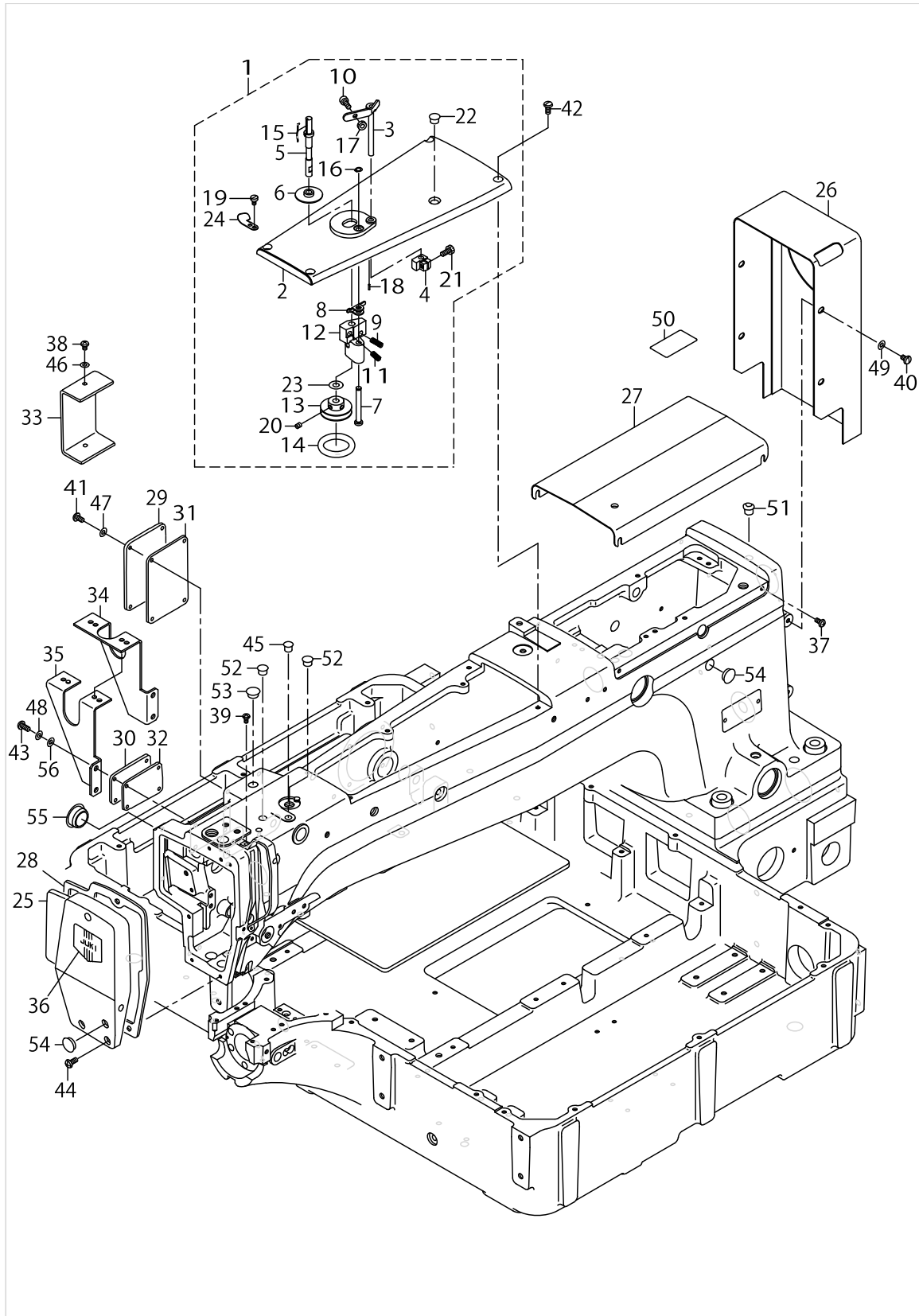
Published:09/10/2017

## CONTENTS

---

FRAME & MISCELLANEOUS COVER COMPONENTS (1) .....	1
FRAME & MISCELLANEOUS COVER COMPONENTS (2) .....	5
FRAME & MISCELLANEOUS COVER COMPONENTS (3) .....	7
FRAME & MISCELLANEOUS COVER COMPONENTS (4) .....	9
MAIM SHAFT & NEEDLE BAR COMPONENTS .....	11
PRESSER MECHANISM COMPONENTS .....	15
SHUTTLE DRIVER SHAFT COMPONENTS(1) .....	19
SHUTTLE DRIVER SHAFT COMPONENTS(2) .....	23
WIPER MECHANISM COMPONENTS .....	27
TENSION RELEASE & TEREAD TRIMMER MECHANISM COMPONENTS .....	29
X-Y COMPONENTS (1) .....	33
X-Y COMPONENTS (2) .....	37
CLOTH FEED MECHANISM COMPONENTS .....	39
LUBRICATION COMPONENTS .....	43
SENSOR COMPONENTS .....	45
PNEUMATIC COMPONENTS .....	47
TABLE COMPONENTS .....	49
THREAD STAND COMPONENTS .....	53
CONTROL BOX COMPONENTS .....	55
OPERATION BOX COMPONENTS .....	57
CIRCUIT BOARD COMPONENTS .....	59
POWER SUPPLY & CORD COMPONENTS .....	61
PEDAL & ELECTRIC EQUIPMENT ACCESSORIES PART COMPONENTS .....	65
ACCESSORIES PART COMPONENTS .....	67
OPTIONAL PART COMPONENTS .....	71
AMS-224P EXCLUSIVE PART COMPONENTS (1) .....	75
AMS-224P EXCLUSIVE PART COMPONENTS (2) .....	79
LIST FOR INFORMATION OF CHANGE (1) .....	81
LIST FOR INFORMATION OF CHANGE (2) .....	82
HOW TO MAKE USE OF THIS PARTS LIST .....	83

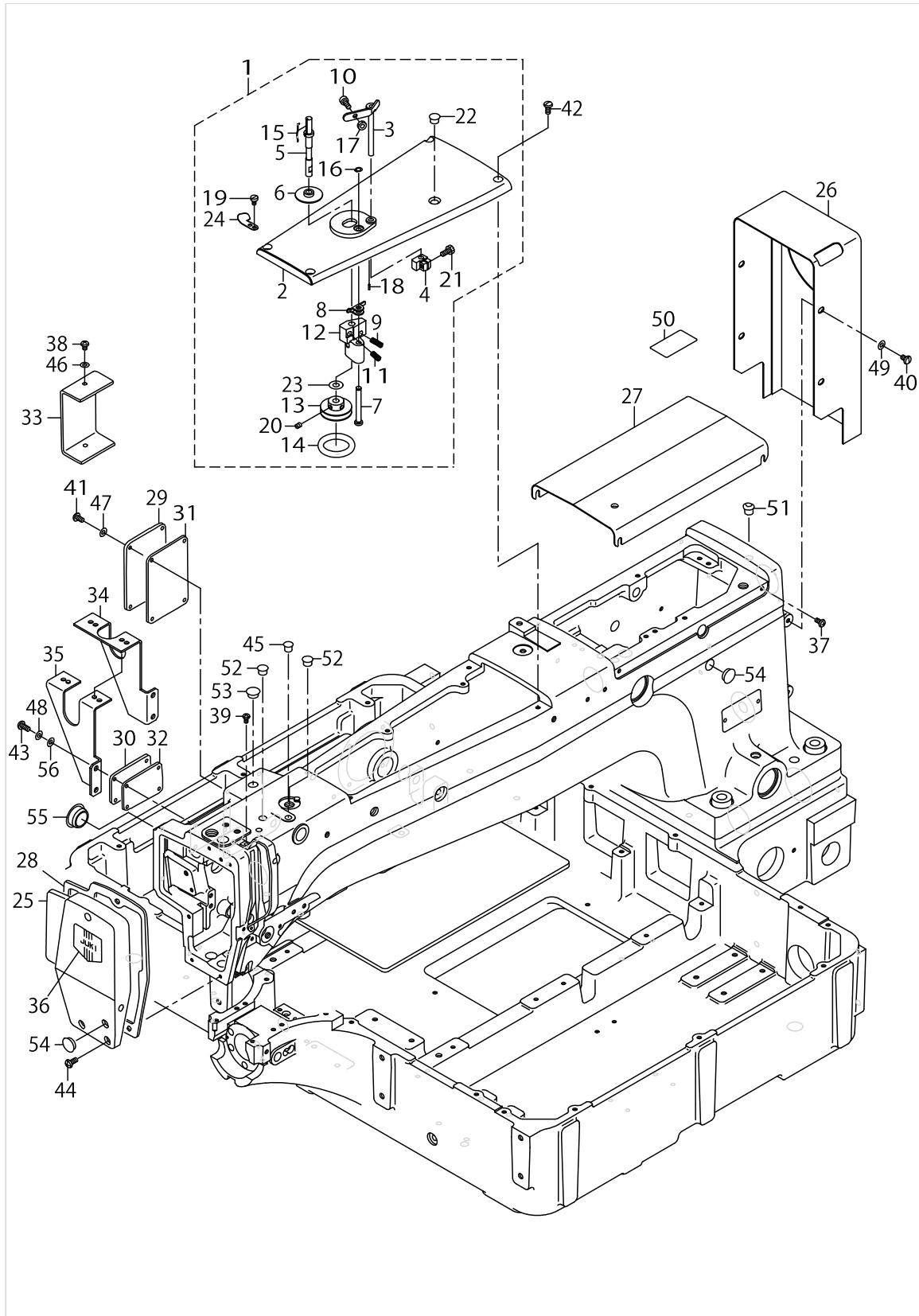
FRAME & MISCELLANEOUS COVER COMPONENTS (1)



FRAME & MISCELLANEOUS COVER COMPONENTS (1)

No.	Parts No.	Parts name	Remarks	Level	Cons	Qty
1	B1104223CA0	TOP COVER, FRONT ASM.				1
2	B1104223C00	TOP COVER, FRONT		*		1
3	B32012100A0	STOP LATCH ASM.		*		1
4	B3203210000	CAM		*		1
5	B3204210000	SPINDLE		*		1
6	B3205210000	CUSHION		*		1
7	B3206210000	SCREW STUD		*		1
8	B3207210000	TRIP LATCH		*		1
9	B3208210000	SPRING A		*		1
10	B3208280000	BOBBIN WINDER ADJUSTING SCREW		*		1
11	B3209210000	SPRING B		*		1
12	B3210210000	BOBBIN WINDER BASE		*		1
13	B3211210000	BOBBIN WINDER WHEEL		*		1
14	B3212210000	FRICITION WHEEL		*		1
15	B3212761000	LATCH SPRING		*		1
16	D2430555B00	SNAP RING		*		1
17	NS6110530SP	NUT 11/64-40		*		1
18	PS0150065KP	SPRING PIN 1.5X6		*		1
19	SS6090620SP	SCREW 9/64-40 L=6		*		2
20	SS8110520TP	SCREW 11/64-40 L= 4.5		*		2
21	SS9111020TP	SCREW 11/64-40 L=10		*		1
22	TA0850604R0	RUBBER PLUG		*		1
23	WP0651056SH	WASHER 6.5X11X1		*		1
24	10502300	THREAD CUTTER		*		1
25	B110522000A	FACE PLATE				1
26	B1107223C00	BELT COVER				1
27	B1109223C00	TOP COVER, REAR				1
28	B1117220000	FACE PLATE GASKET				1
29	B112222000B	COVER (A)				1
30	B112322000B	COVER (B)				1
31	B1124220000	GASKET A				1
32	B1125220000	GASKET B				1
33	B112821000B	SWITCH COVER				1
34	B1142223C00	FIXING PLATE A				1
35	B1143223C00	FIXING PLATE B				1
36	B1178191000	FACE PLATE DRESSING TABLE				1
37	SL4040891SC	SCREW M4 L=8				4
38	SM4040601SC	SCREW M4X0.7 L=6				2
39	SS4090715SP	SCREW 9/64-40 L=7				2
40	SS4110715SP	SCREW 11/64-40 L=7				4
41	SS4110815SP	SCREW 11/64-40 L=8				4
42	SS4111015SP	SCREW 11/64-40 L=10				4
43	SS4111015SP	SCREW 11/64-40 L=10				4
44	SS4111015SP	SCREW 11/64-40 L=10				3
45	TA0750704R0	RUBBER PLUG				1
46	WP0430801SC	WASHER 4.3X9X0.8				2
47	WP0450000SD	WASHER 4.5X8X0.5				4

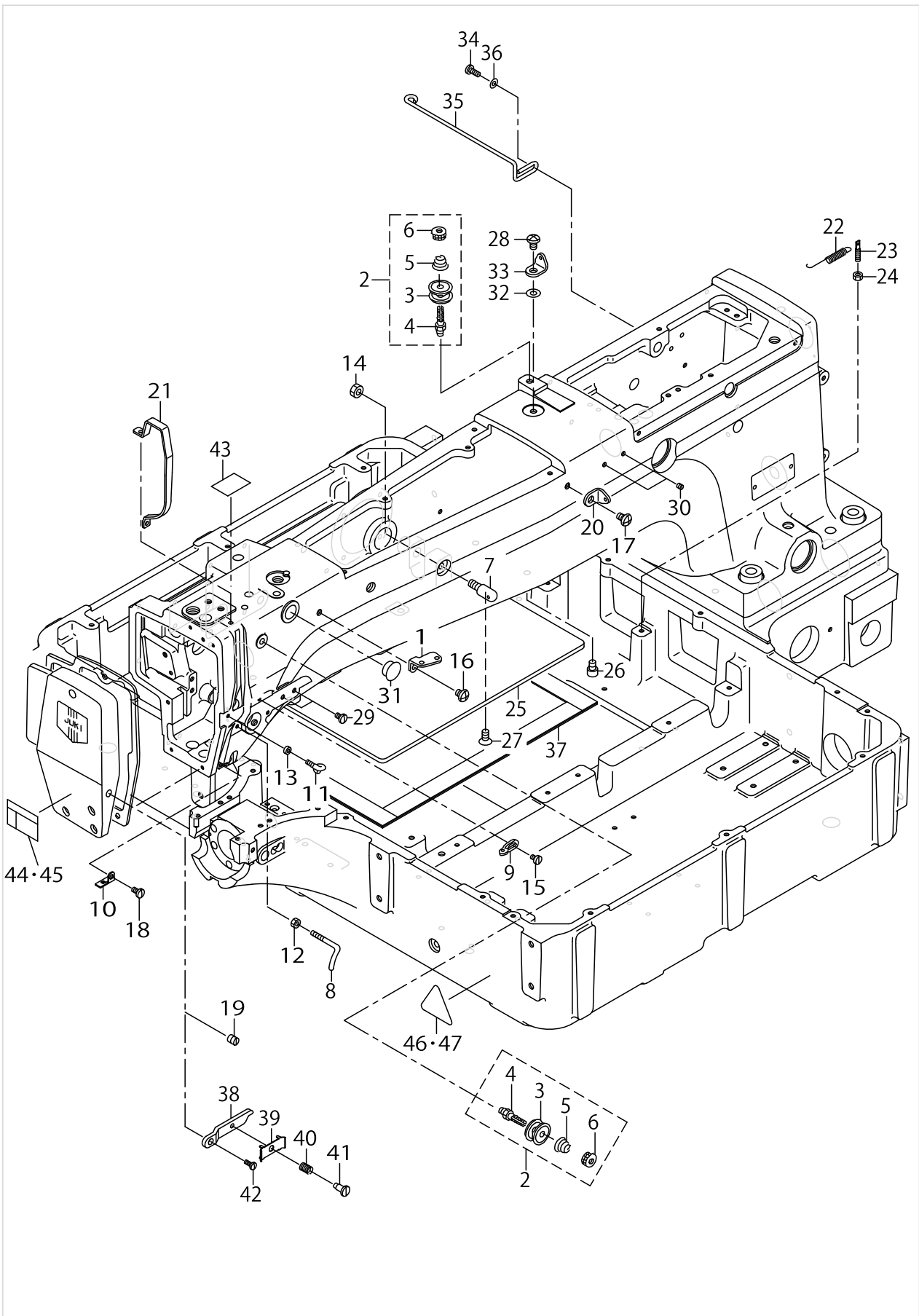
FRAME & MISCELLANEOUS COVER COMPONENTS (1)



FRAME & MISCELLANEOUS COVER COMPONENTS (1)

No.	Parts No.	Parts name	Remarks	Level	Cons	Qty
48	WT0430002KN	WASHER M4				4
49	WP0450801SD	WASHER 4.5X10X0.8				4
50	29145505	THREADING SHELL				1
51	22901409	NEEDLE BAR UPPER BUSH CAP				1
52	TA0850604R0	RUBBER PLUG				2
53	TA1050504R0	RUBBER PLUG				1
54	TA1250406R0	RUBBER PLUG D=12.5 L=4				3
55	TA2100904R0	RUBBER PLUG				1
56	WP0450000SD	WASHER 4.5X8X0.5				4

FRAME & MISCELLANEOUS COVER COMPONENTS (2)

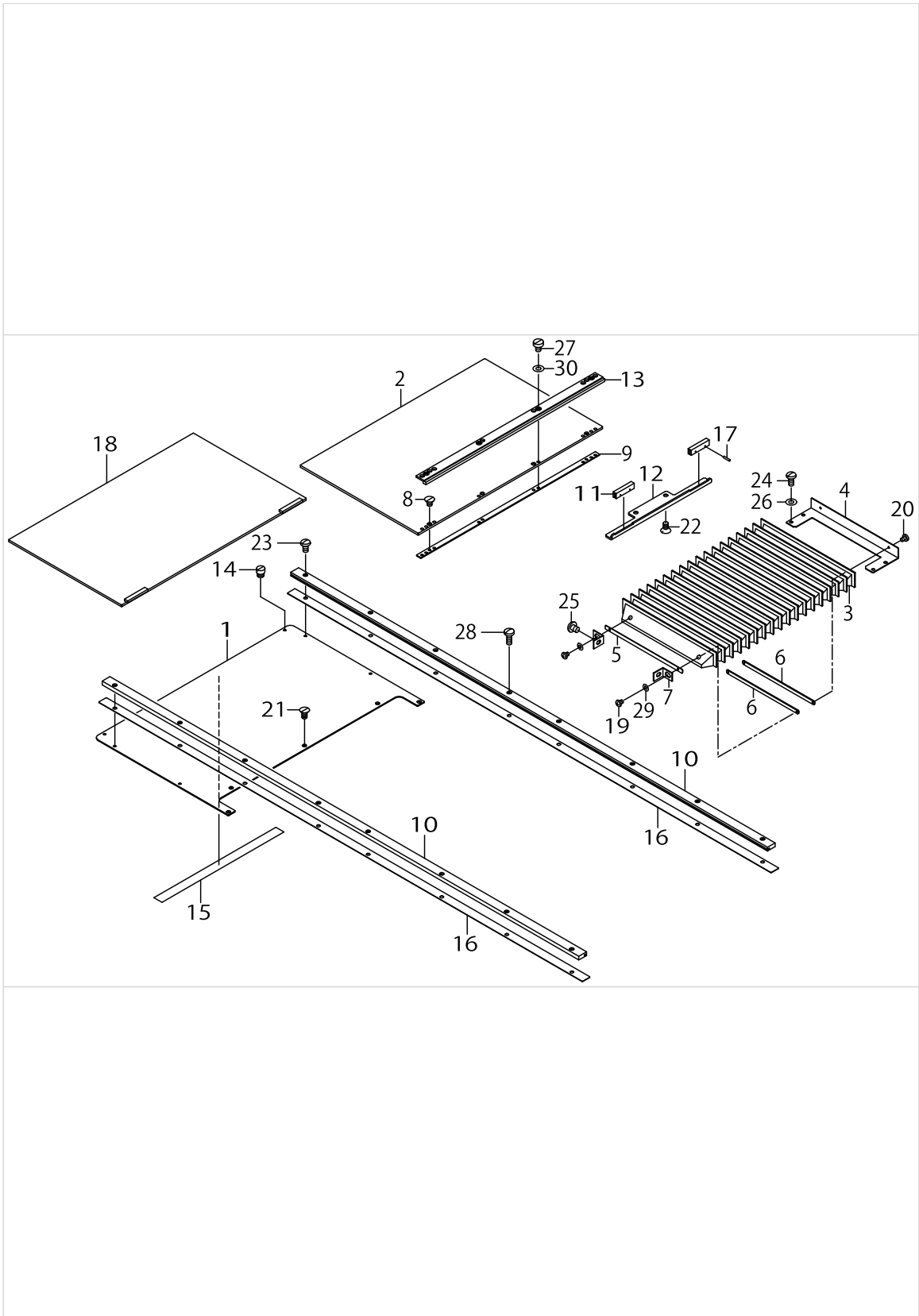


FRAME & MISCELLANEOUS COVER COMPONENTS (2)

No.	Parts No.	Parts name	Remarks	Level	Cons	Qty
1	B1111232000	THREAD GUIDE PLATE				1
2	B11152320A0	FIRST THREAD TENSION ASM.				2
3	B3126012000	THREAD TENSION DISK		*		4
4	B3123352000	THREAD TENSION ROD		*		2
5	B1115232000	FIRST THREAD TENSION SPRING		*		2
6	B3125012000	THREAD TENSION NUT		*		2
7	B1123280000	FIRST THREAD GUIDE				1
8	B1125215P00	L-SHAPED THREAD GUIDE				1
9	B1126552000	ARM THREAD GUIDE A				1
10	B1129210000	FRAME THREAD GUIDE (B)				1
11	B3114771000	THREAD GUIDE				1
12	NS6090310SP	NUT 9/64-40				1
13	NS6090310SP	NUT 9/64-40				1
14	NS6150310SP	NUT 15/64-28				1
15	SS6090630TP	SCREW 9/64-40 L=6				1
16	SS4150915SP	SCREW 15/64-28 L=9				1
17	SS4150915SP	SCREW 15/64-28 L=9				1
18	SS7110840SP	SCREW 11/64-40 L=7.8				1
19	SS8090410SP	SCREW 9/64-40 L= 3.5	S & H TYPE			1
20	13786306	THREAD GUIDE NO.1				1
21	26211607	BALANCE COVER				1
22	B2431215000	THREAD TRIMMER LINK SPRING				1
23	B1649161000	TENSION SPRING ADJUSTING SCREW				1
24	NS6110310SP	NUT 11/64-40				1
25	B1502224C00	PRESSER PLATE.				1
26	SM6060802TP	SCREW M6 L=8				2
27	B1503223C00	SCREW				4
28	SS4150915SP	SCREW 15/64-28 L=9				1
29	SS7110710SP	SCREW 11/64-40 L=7				2
30	SS8110560SP	SCREW 11/64-40 L=4.5				2
31	TA1470704R0	RUBBER PLUG				1
32	WP0621016SD	WASHER 6.2X13X1				1
33	13786306	THREAD GUIDE NO.1				1
34	SS7111120TP	SCREW				2
35	B2568223C00	AIR TUBE SUPPORT				1
36	WP0450801SD	WASHER 4.5X10X0.8				2
37	B1504224C00	PRESSER PLATE SHEET.				1
38	B1145210000	INSTALLING BASE	G TYPE			1
39	10129104	THREAD PRESSER PLATE	G TYPE			1
40	B1132521000	THREAD PRESSER PLATE SPRING	G TYPE			1
41	SD0380551SL	HINGE SCREW D= 3.80 H= 5.5	G TYPE			1
42	SS7090910SP	SCREW 9/64-40 L= 8.5	G TYPE			1
43	B1143210000	LABEL	FOR JE			1
44	CM300200301	SAFETY LABEL, 5(SMALL).	FOR USE IN JAPAN			1
45	CM3002003A1	SAFETY LABEL.,6 (SMALL).	FOR EXPORT			1
46	CM3002000B2	LABEL(25).	FOR USE IN JAPAN			1
47	CM300200002	CAUTION LABEL(25)	FOR JE			1



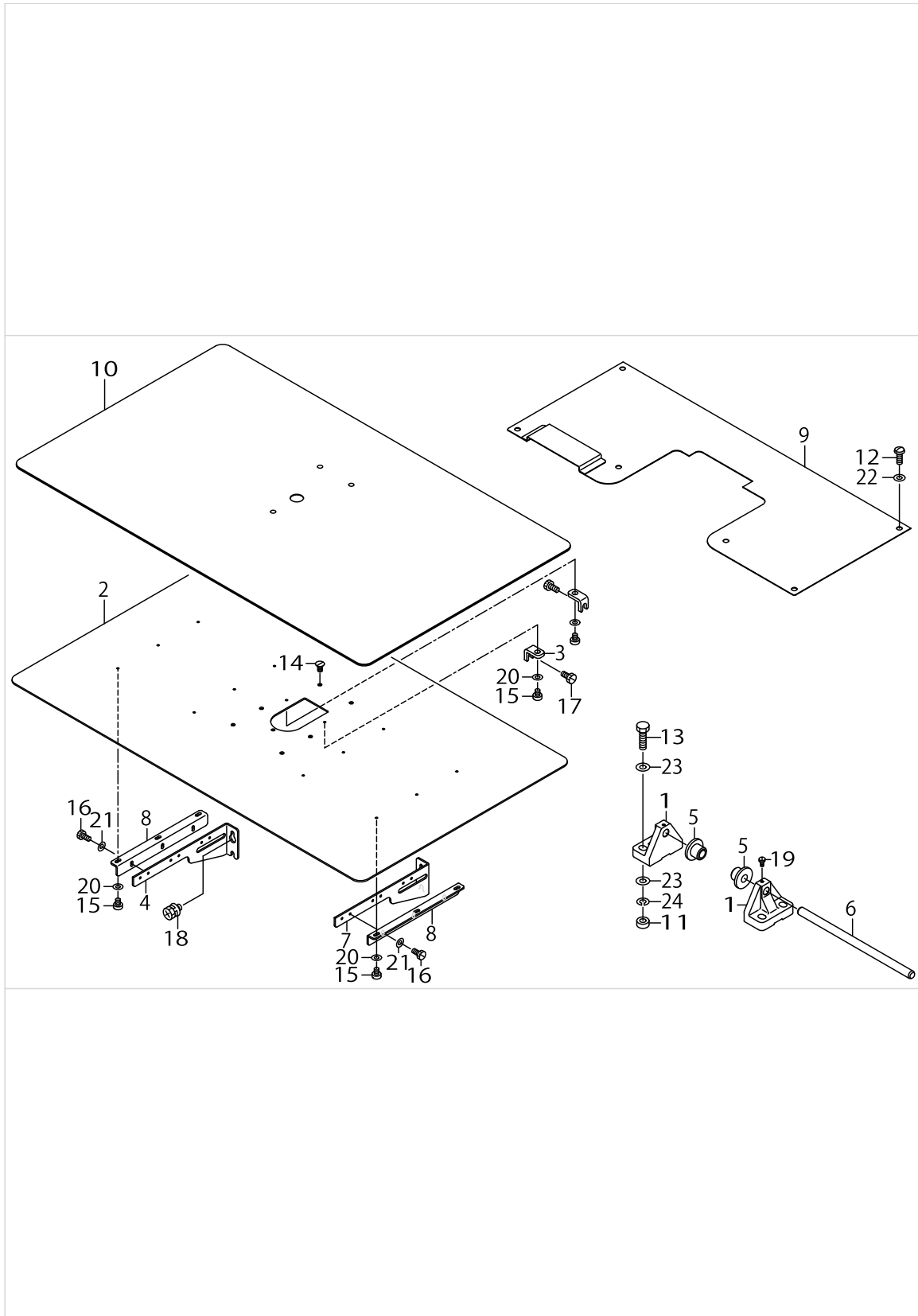
FRAME & MISCELLANEOUS COVER COMPONENTS (3)



FRAME & MISCELLANEOUS COVER COMPONENTS (3)

No.	Parts No.	Parts name	Remarks	Level	Cons	Qty
1	B1108224C00	FEED BASE COVER.				2
2	B1188224CA0	UPPER COVER ASM.				2
3	B1153223C00	MOVEMENT COVER				1
4	B1154223C00	MOVEMENT COVER STAY				1
5	B1155223C00	FIXING PLATE				1
6	B1156223C00	FIXING PLATE B				2
7	B1157215000	MOVEMENT COVER PLATE				2
8	SS1110640TP	SCREW 11/64-40 L= 5.5				8
9	B1180223C00	RAIL INSTALLING PLATE				2
10	B1181224C00	RAIL X				2
11	B1193223C00	GUIDE RAIL CLICK				4
12	B1182223C00	RAIL GUIDE				2
13	B1183224C00	RAIL Y				2
14	D2522232D00	PIN				2
15	B1198229000	FEED BASE COVER HOLDING RUBBER				2
16	B1189224C00	RAIL GUIDE X				2
17	PS0150065KP	SPRING PIN 1.5X6				8
18	B1187224CA0	LOWER COVER ASM.				2
19	SM4030401SC	SCREW M3X0.5 L=4				2
20	SM7030450SC	SCREW M3X0.5 L=4				2
21	SS1110840SP	SCREW 11/64-40 L=8				10
22	SS1110840SP	SCREW 11/64-40 L=8				4
23	SS4110815SP	SCREW 11/64-40 L=8				8
24	SS4110915SP	SCREW 11/64-40 L=9				4
25	SS4120615SP	SCREW 3/16-28 L=6				2
26	WP0450801SD	WASHER 4.5X10X0.8				4
27	SS6110610TP	SCREW 11/64-40 L=6				8
28	SS7111120TP	SCREW				8
29	WP0330501SB	WASHER M3				2
30	WP0450000SD	WASHER 4.5X8X0.5				8

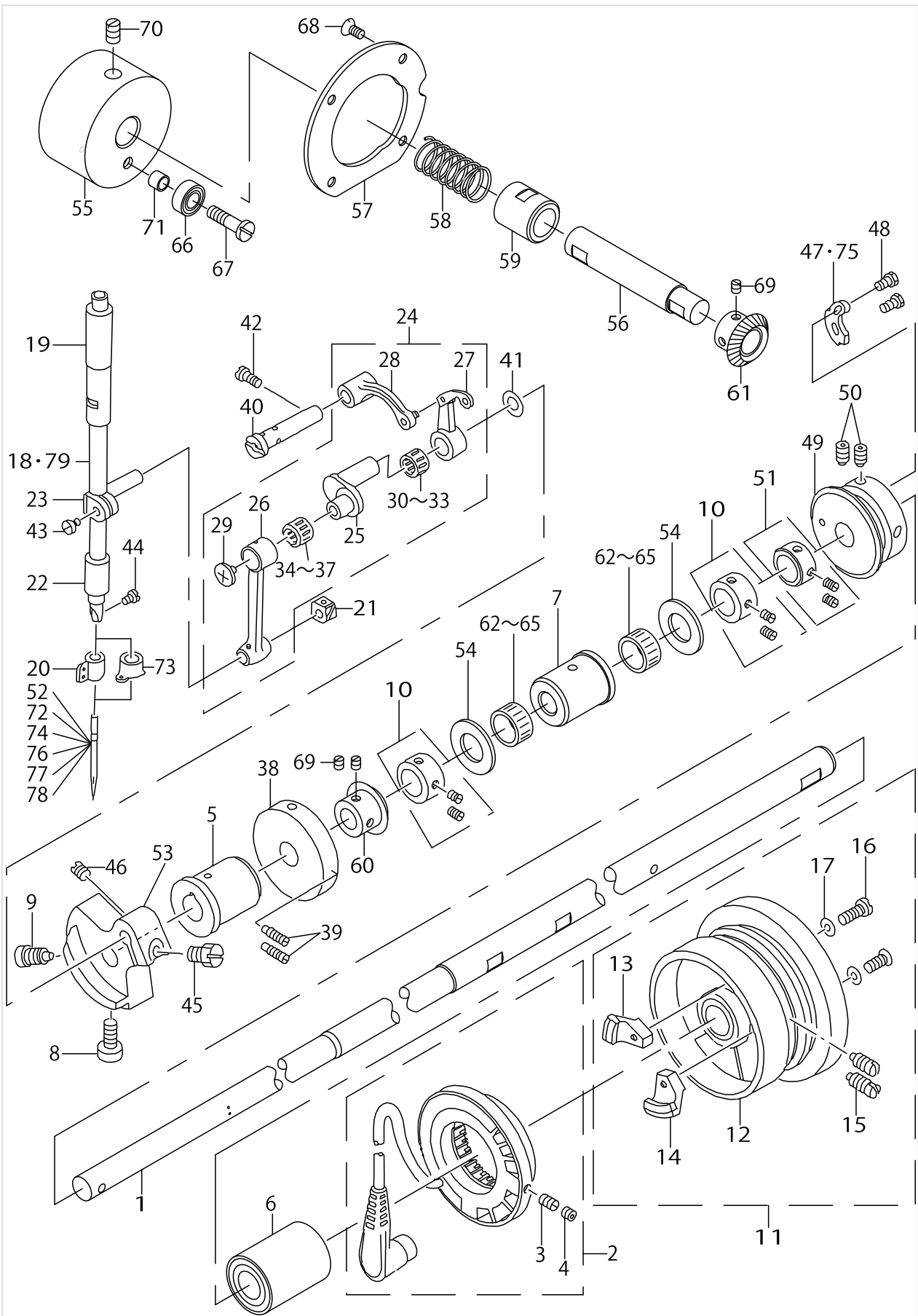
FRAME & MISCELLANEOUS COVER COMPONENTS (4)



FRAME & MISCELLANEOUS COVER COMPONENTS (4)

No.	Parts No.	Parts name	Remarks	Level	Cons	Qty
1	B1111220000A	BED HINGE				2
2	B1112224C00	THROAT PLATE AUXILIARY COVER.				1
3	B1113223C00	COVER SUPPORTER				2
4	B1121223C00	COVER SUPPORTER, RIGHT				2
5	B1115220000	RUBBER PAD A				2
6	B1120223C00	HING SHAFT				1
7	B1121223C0A	COVER SUPPORTER, LEFT				2
8	B1132223C00	COVER BASE				4
9	B1159223C00	TABLE COVER, REAR				1
10	B1170224C00	AUXILIARY COVER SHEET.				1
11	NM6120011SF	NUT M12				4
12	SM5051400SC	SCREW M5 L=14				6
13	SM9124503SB	SCREW M12 L=45				4
14	SS1110840SP	SCREW 11/64-40 L=8				2
15	SS6110610TP	SCREW 11/64-40 L=6				14
16	SS9110920CP	SCREW 11/64-40 L=9				12
17	SS9121010TP	SCREW				2
18	SL9061291SE	WASHER HEXAGONAL BOLT M6 L=12				8
19	SS9151240SN	SCREW 15/64-28 L=11.5				2
20	WP0520656SA	WASHER 5.2X9.5X0.6				14
21	WP0520656SA	WASHER 5.2X9.5X0.6				12
22	WP0841601SC	WASHER 8.4X17.4X1.6				10
23	WP1302501SE	WASHER M12				8
24	WS1253010KN	SPRING WASHER 12.5X21.5X3				4

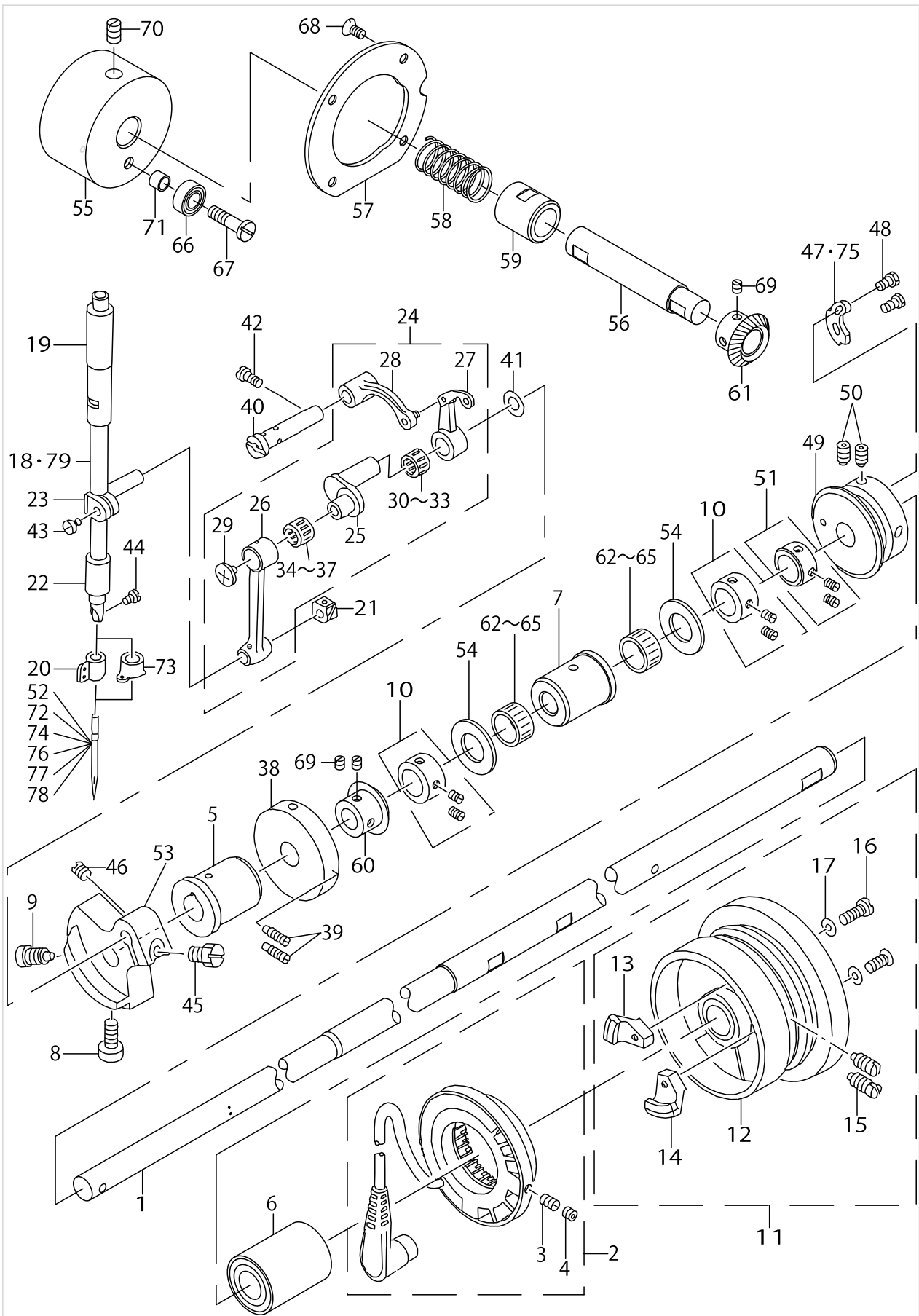
MAIM SHAFT & NEEDLE BAR COMPONENTS



MAIM SHAFT & NEEDLE BAR COMPONENTS

No.	Parts No.	Parts name	Remarks	Level	Cons	Qty
1	B1201223C00	MAIN SHAFT				1
2	B12092200A0	GENERATOR STATOR ASM.				1
3	SS8111010TP	SCREW 11/64-40 L=9.5		*		2
4	SS8110422TP	SCREW 11/64-40 L=4		*		2
5	B1202210000	BUSHING, FRONT				1
6	B12042100A0	BUSHING, REAR				1
7	B1203223C00	BUSHING INTERMEDIATE				1
8	SS6151412TP	SCREW 15/64-28 L=14				1
9	SS6681712TP	SCREW 9/32-28 L=16.5				1
10	CS147121ESH	THRUST COLLAR ASM.D=14.72 W=12				2
11	B12052100BA	HAND WHEEL ASM.				1
12	B12052100AA	HAND WHEEL ASM.		*		1
13	M40071100AB	MAGNET FITTING BASE B ASM.		*		1
14	B12082100A0	SOLENOID INSTALLING PLATE ASM.		*		1
15	SS8151550SP	SCREW 15/64-28 L=15		*		2
16	SS6111210SP	SCREW 11/64-40 L=12		*		2
17	WP0450801SD	WASHER 4.5X10X0.8		*		2
18	B1401210000	NEEDLE BAR				1
19	B1402280000	NEEDLE ROD METAL				1
20	B1405210000	THREAD GUIDE A	S TYPE			1
21	B1414232000	SQUARE BLOCK				1
22	B1403280000	NEEDLE ROD LOWER METAL				1
23	B14115520A0	NEEDLE BAR CONNECTING ASM.				1
24	B19012100B0	THREAD TAKE-UP LEVER ASM.				1
25	B1407210000	NEEDLE BAR CRANK		*		1
26	B1404280000	NEEDLE BAR CRANK ROD		*		1
27	B19012100A0	THREAD TAKE-UP LEVER COMPL.		*		1
28	B1903210000	THREAD TAKE-UP CRANK		*		1
29	B1903552000	LEFT SCREW		*		1
30	B1905541A00	NEEDLE BEARING, A	SELECTIVE PARTS	*		1
31	B1905541B00	NEEDLE BEARING	SELECTIVE PARTS	*		1
32	B1905541C00	NEEDLE BEARING	SELECTIVE PARTS	*		1
33	B1905541D00	NEEDLE BEARING	SELECTIVE PARTS	*		1
34	B1411804A00	BEARING (A)	SELECTIVE PARTS	*		1
35	B1411804B00	NEEDLE DRIVING LEVER BEARING B	SELECTIVE PARTS	*		1
36	B1411804C00	NEEDLE DRIVING LEVER BEARING C	SELECTIVE PARTS	*		1
37	B1411804D00	BEARING (D)	SELECTIVE PARTS	*		1
38	B3213205000	BOBBIN WINDER DRIVING WHEEL				1
39	SS8111610SP	SCREW 11/64-40 L=15.5				2
40	B1904280000	BALANCE CRANK PIN				1
41	B1223771000	NEEDLE ROD CRANK WASHER				1
42	SS7151120SP	SCREW 15/64-28 L=11				1
43	SS6090670TP	SCREW 9/64-40 L=6				1
44	SS7080510TP	SCREW 1/8-44 L=4.5				1
45	SS9661230CP	SCREW 1/4-40 L=12				1
46	SS8660610TP	SCREW 1/4-40 L=6				1
47	B2312220000	TENSION RELEASE NOTCH	S & H TYPE			1

MAIM SHAFT & NEEDLE BAR COMPONENTS

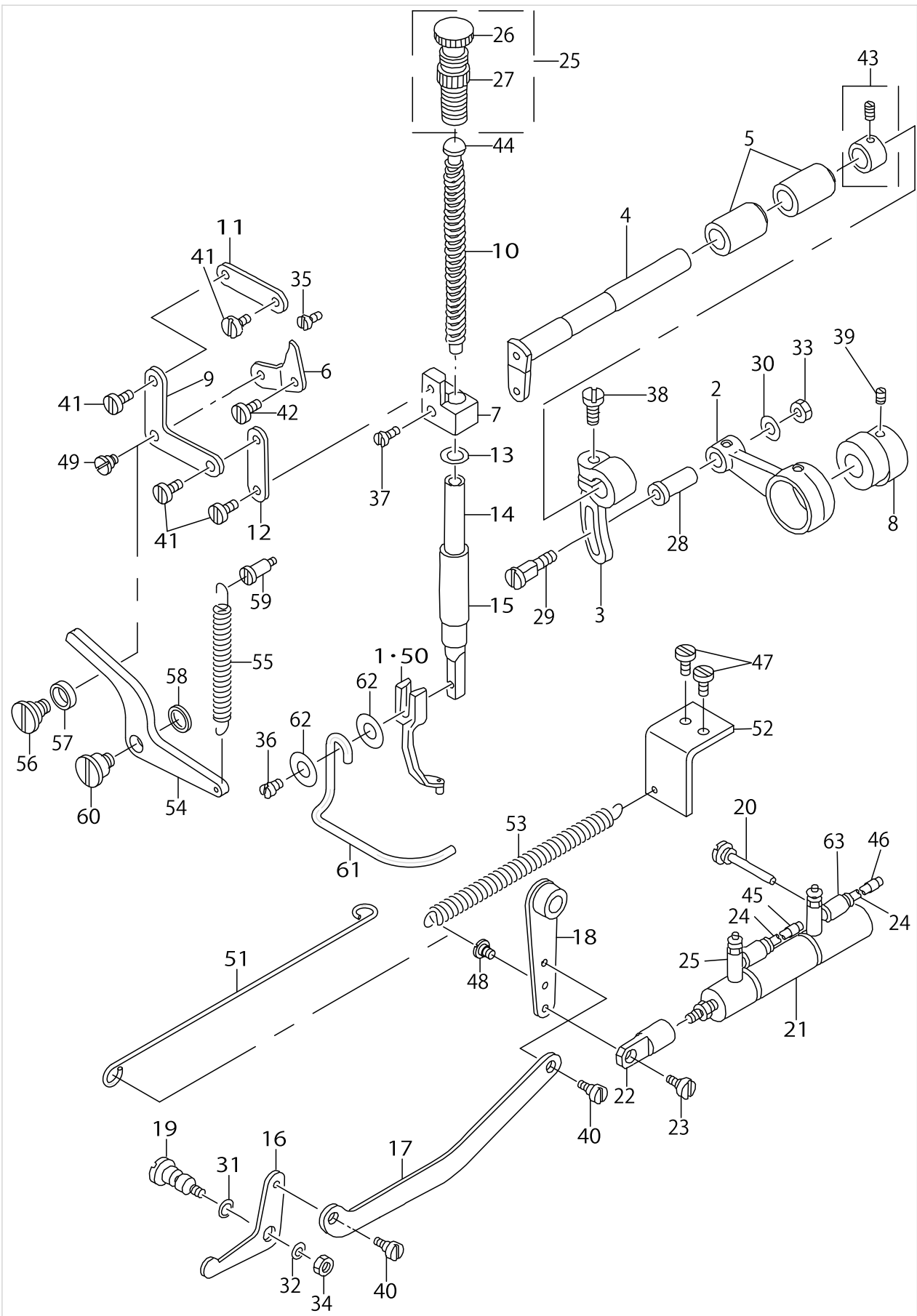


MAIM SHAFT & NEEDLE BAR COMPONENTS

No.	Parts No.	Parts name	Remarks	Level	Cons	Qty
48	SS9090833TP	SCREW				2
49	B2401205000	THREAD TRIMMER CAM				1
50	SS8661012TP	SCREW				2
51	CS1470710SH	THRUST COLLAR ASM. D=14.72 W=7				1
52	MDP500B1400	NEEDLE DPX5 #14	S TYPE(EXCEPT JE)			1
53	B1206210A00	COUNTERWEIGHT				1
54	B1211980000	UPPER SHAFT THRUST BEARING				2
55	B1212223C00	AUXILIARY PULLY				1
56	B1213223C00	PULLY SHAFT				1
57	B1214223C00	FIXING PLATE				1
58	B1215223C00	SPRING				1
59	B1606155000	FEED ROCKER SHAFT BUSHING, REA				1
60	B1811059A00	HOOK CONNECTING SHAFT MIGHTER				1
61	B1811059B00	HOOK CONNECTING SHAFT MIGHTER				1
62	D1230555B0A	NEEDLE BEARING A				2
63	D1230555B0B	NEEDLE BEARING (B)	SELECTIVE PARTS			2
64	D1230555B0C	NEEDLE BEARING (C)	SELECTIVE PARTS			2
65	D1230555B0D	NEEDLE BEARING D	SELECTIVE PARTS			2
66	SB106000400	CLUTCH BEARING				1
67	SD0601051SP	HIGE SCREW D=6 H=13				1
68	SS2110920TP	SCREW 11/64-40 L=8.5				4
69	SS8110510SP	SCREW 11/64-40 L=5				4
70	SS8661030SP	SCREW 1/4-40 L=10				2
71	22956809	BRACKET INSTALLING COLLAR				1
72	MC200501000	NEEDLE #100	S TYPE(FOR JE)			1
73	B1406210000	THREAD GUIDE	H & G TYPE			1
74	MDP170B1800	NEEDLE DPX17 #18	H TYPE(EXCEPT JE)			1
75	B2312210A00	TENSION RELEASE NOTCH	COMMON USE PARTS FOR 07 & 09			1
76	MC372001100	NEEDLE 135X17 #110	H TYPE(FOR JE)			1
77	MDP170B2300	NEEDLE DPX17 #23	G TYPE(EXCEPT JE)			1
78	MC372001600	NEEDLE SY3355 160	G TYPE(FOR JE)			1
79	B1401210A00	NEEDLE BAR	COMMON USE PARTS FOR 07 & 09			1



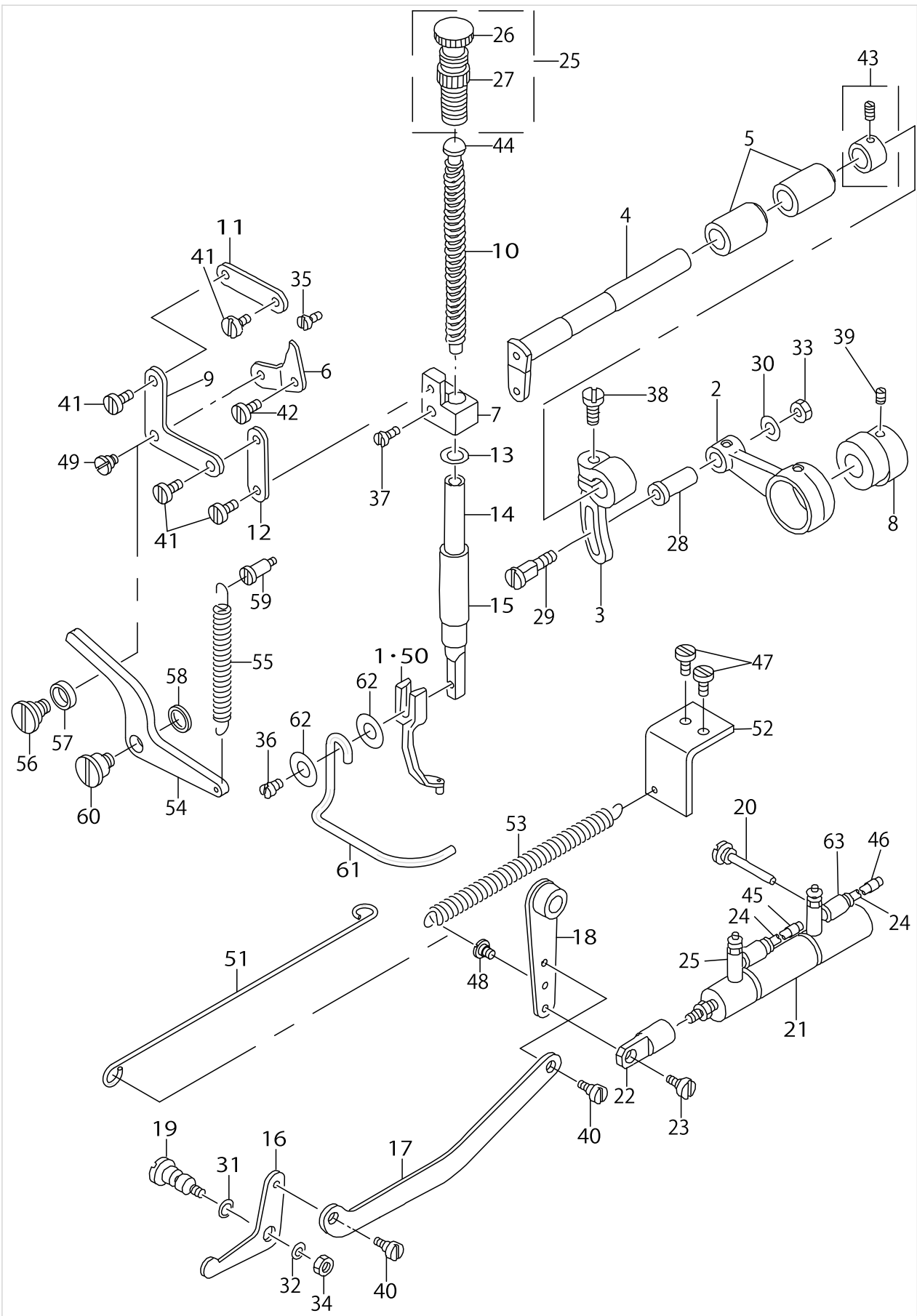
PRESSER MECHANISM COMPONENTS



PRESSER MECHANISM COMPONENTS

No.	Parts No.	Parts name	Remarks	Level	Cons	Qty
1	B160122000H	INNER PRESSER, H	S & H TYPE			1
2	B1602220000	INTERMEDIATE PRESSER ROD				1
3	B1603220000	INTERMEDIATE PRESSER ROD ARM				1
4	B1604220000	INTERMEDIATE PRESSER SHAFT				1
5	B1605220000	INTERMEDIATE PRESSER BUSHING				2
6	B1606220000	POSITIONING LINK				1
7	B1608220000	GUIDE BRACKET				1
8	B1609220000	CAM				1
9	B1610220000	L-SHAPED LINK				1
10	B1611224000	SPRING				1
11	B1612220000	SUSPENSION LINK A				1
12	B1613220000	SUSPENSION LINK B				1
13	B1614220000	SPACER				1
14	B1615224000	PRESSER BAR				1
15	B1616220000	PRESSER BAR BUSHING, LOWER				1
16	B1620224000	LIFTING LINK				1
17	B1621224000	CONNECTING LINK				1
18	B16222240A0	CONNECTING LINK ARM ASM.				1
19	B1627220000	LINK PIVOT PIN				1
20	B1628220000	CYLINDER SUPPORT SCREW				1
21	PA1603003A0	INTERMEDIATE PRESSER CYLINDER				1
22	B1625224000	CYLINDER KNUCKLE				1
23	SD0640321SP	HINGE SCREW D= 6.35 H= 3.2				1
24	BT0400251EB	URETHANE HOSE, BLACK				2.5
25	22907554	FEED ADJUSTER SCREW NUT ASM.				1
26	22907505	PRESSER SPRING REGULATOR		*		1
27	22907604	PRESSER SPRING REGULATOR NUT		*		1
28	D1455055B00	CONNECTING STUD				1
29	D1456055B00	HINGE SCREW				1
30	D1457055B00	WASHER				1
31	RO048190100	RUBBER RING				1
32	WP0612066SP	WASHER 6.1X11X2				1
33	NS6110530SP	NUT 11/64-40				1
34	NS6150430SP	NUT 15/64-28				1
35	SS6150710SP	SCREW				1
36	SS7091110SP	SCREW 9/64-40 L=10.5				1
37	SS7111410TP	SCREW 11/64-40 L=14				1
38	SS7661540SP	SCREW 1/4-40 L=15.0				1
39	SS8660610TP	SCREW 1/4-40 L=6				2
40	SD0640321SP	HINGE SCREW D= 6.35 H= 3.2				2
41	SD0640321TP	HINGE SCREW D=6.35 H=3.2				4
42	SD0720321TP	HINGE SCREW				1
43	CS111101CSH	THRUST COLLAR ASM.D=11.11 W=10				1
44	B1629224000	PRESSER GUIDE BAR				1
45	B471122000A	AIR TUBE LABEL J01				1
46	B471122000B	AIR TUBE LABEL J02				1
47	SS7110840SP	SCREW 11/64-40 L=7.8	H & G TYPE			2

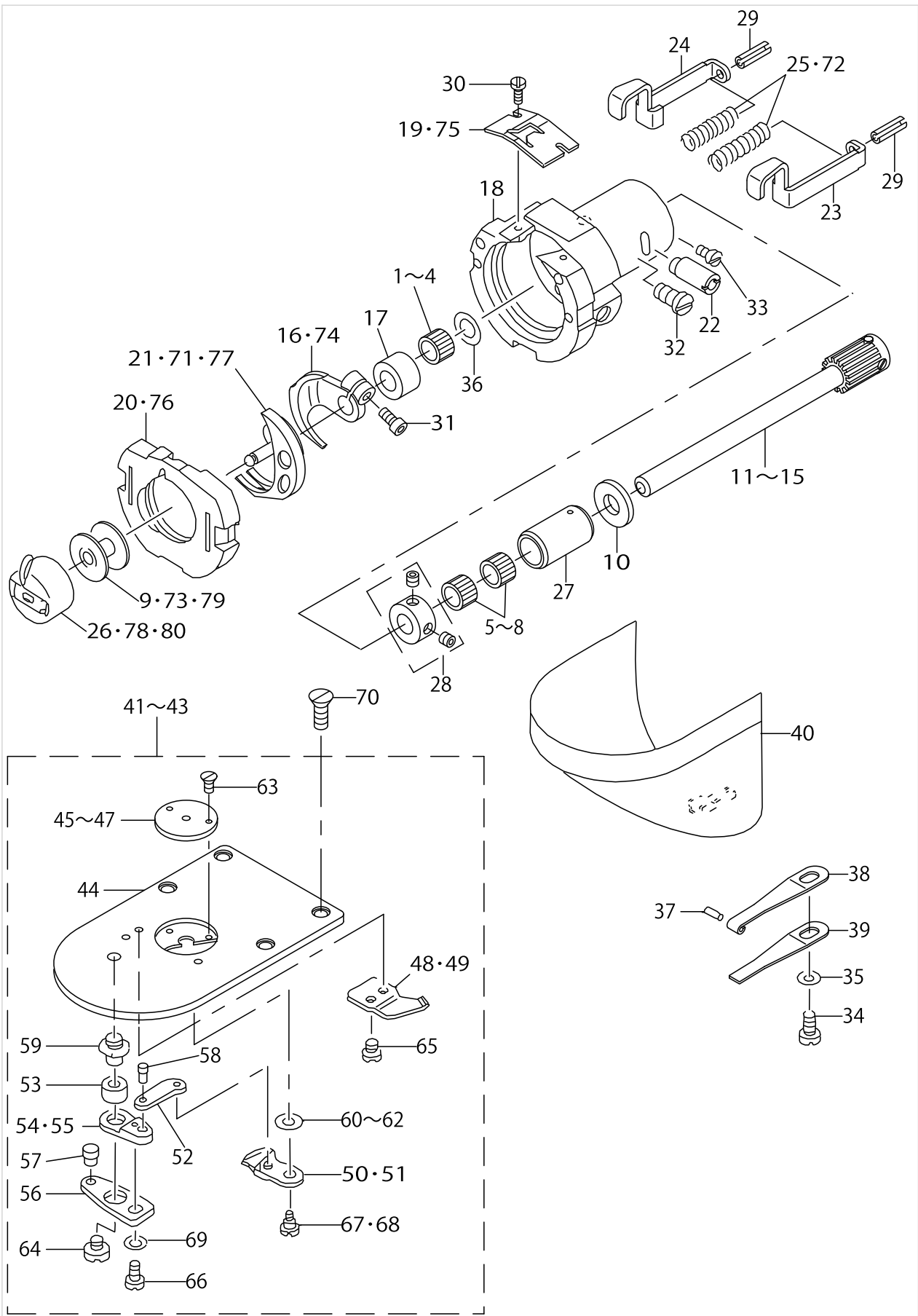
PRESSER MECHANISM COMPONENTS



PRESSER MECHANISM COMPONENTS

No.	Parts No.	Parts name	Remarks	Level	Cons	Qty
48	SD0550212TP	HINGE SCREW D=5.5 H=2.1	H & G TYPE			1
49	SD0640321TP	HINGE SCREW D=6.35 H=3.2				1
50	B160122000G	INNER PRESSER G	G TYPE			1
51	B1646223C00	CONNECTING ROD	H & G TYPE			1
52	B1612215000	LIFTING SPRING PLATE	H & G TYPE			1
53	B1626215000	PRESSER LIFTING SPRING	H & G TYPE			1
54	B1641215000	PRESSER PLATE	H & G TYPE			1
55	B1642215000	SPRING B	H & G TYPE			1
56	B1644215000	HINGE SCREW	H & G TYPE			1
57	B1645215000	PRESSER LINK	H & G TYPE			1
58	B322877100B	BOBBIN WINDER SPACER	H & G TYPE			1
59	SD0550501SP	HINGE SCREW D=5.5 H=5	H & G TYPE			1
60	SD0720321TP	HINGE SCREW	H & G TYPE			1
61	B1634210000	FINGER GUARD				1
62	WP0430800SC	WASHER M4				2
63	PC010508000	SPEED CONTROLLER				2

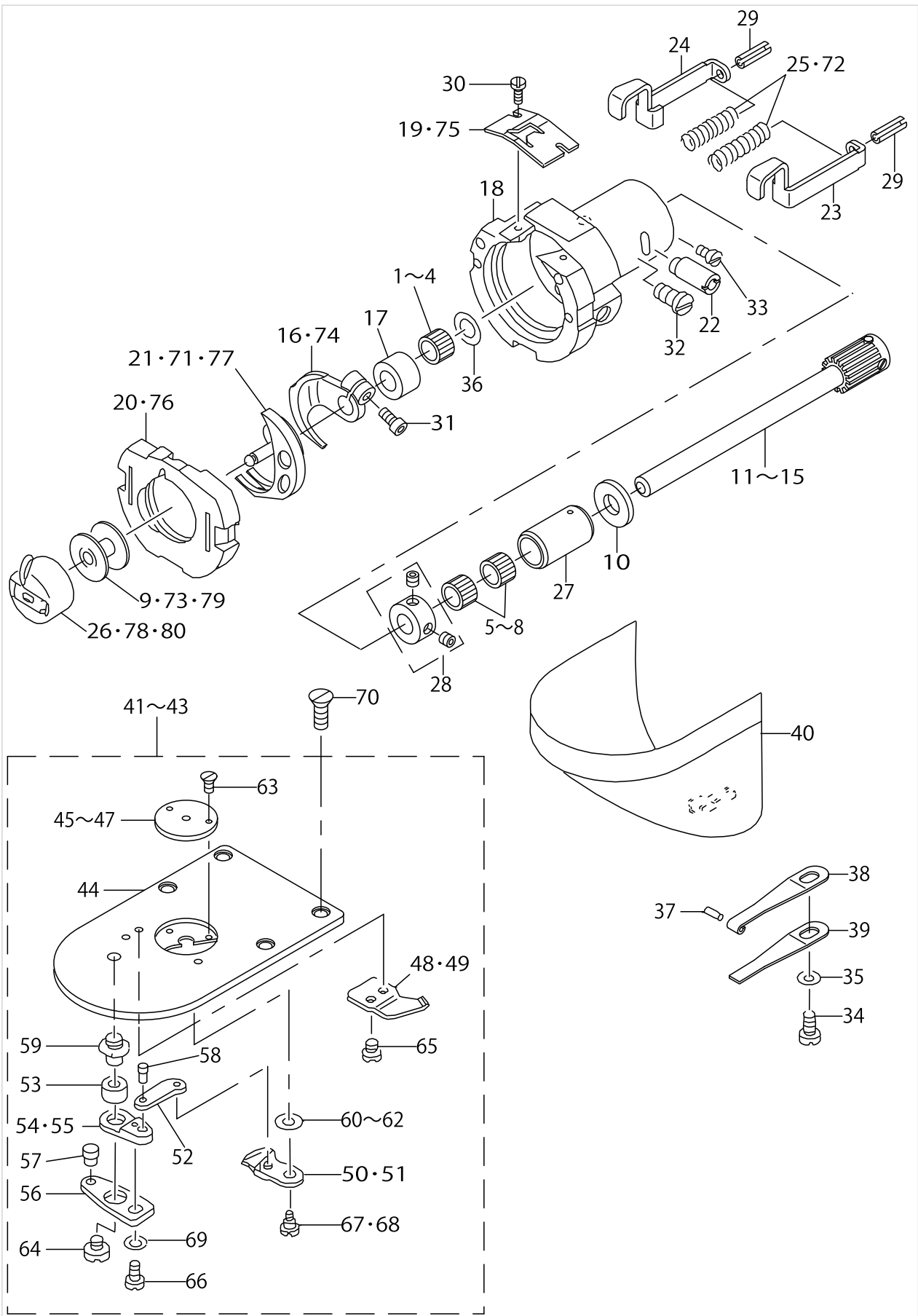
SHUTTLE DRIVER SHAFT COMPONENTS(1)



SHUTTLE DRIVER SHAFT COMPONENTS(1)

No.	Parts No.	Parts name	Remarks	Level	Cons	Qty
1	B1411804A00	BEARING (A)				1
2	B1411804B00	NEEDLE DRIVING LEVER BEARING B	SELECTIVE PARTS			1
3	B1411804C00	NEEDLE DRIVING LEVER BEARING C	SELECTIVE PARTS			1
4	B1411804D00	BEARING (D)	SELECTIVE PARTS			1
5	B1430180A00	NEEDLE BEARING				2
6	B1430180B00	NEEDLE BEARING	SELECTIVE PARTS			2
7	B1430180C00	NEEDLE BEARING C	SELECTIVE PARTS			2
8	B1430180D00	NEEDLE BEARING	SELECTIVE PARTS			2
9	B1805205000	BOBBIN	S TYPE			1
10	B1808980000	LOWER SHAFT THRUST WASHER				1
11	B1811223CAA	SHUTTLE DRIVER SHAFT A ASM.				1
12	B1811223CAB	SHUTTLE DRIVER SHAFT B ASM.	SELECTIVE PARTS			1
13	B1811223CAC	SHUTTLE DRIVER SHAFT C ASM.	SELECTIVE PARTS			1
14	B1811223CAY	SHUTTLE DRIVER SHAFT Y ASM.	SELECTIVE PARTS			1
15	B1811223CAZ	SHUTTLE DRIVER SHAFT Z ASM.	SELECTIVE PARTS			1
16	B1812205000	SHUTTLE DRIVER	COMMON USE PARTS FOR 02 & 03			1
17	B1813980000	SHUTTLE NEEDLE OUTER RING				1
18	B1814215000	SHUTTLE				1
19	B1815980000	SHUTTLE UPPER SPRING	COMMON USE PARTS FOR 02 & 03			1
20	B18172050A0	SHUTTLE RACE RING ASM.	COMMON USE PARTS FOR 02 & 03			1
21	B1818205000	SHUTTLE	S TYPE			1
22	26222208	SHUTTLE RACE ADJUSTING SHAFT				1
23	26222307	INNER HOOK PRESSER, RIGHT	S TYPE			1
24	26222406	INNER HOOK PRESSER, LEFT	S TYPE			1
25	B1823280000	INNER HOOK PRESSER SPRING	S TYPE			2
26	B18282050A0	BOBBIN CASE ASM.	S TYPE			1
27	B1847223C00	BUSHING, REAR				1
28	CS080081FSH	THRUST COLLAR ASM.				1
29	PS0250162KH	SPRING PIN 2.5X16				2
30	SS6060410TP	SCREW 3/32-56 L= 3.5				2
31	SS6121212TP	SCREW 3/16-28 L=12.0				1
32	SS6151220SP	SCREW 15/64-28 L=11.5				1
33	SS7110510SP	SCREW 11/64-40 L=5				1
34	SS7110840SP	SCREW 11/64-40 L=7.8				1
35	WP0531000SD	WASHER M5				1
36	WP0952616SD	WASHER 9.5X14.8X2.6				1
37	13508700	HOOK COVER PRESSER SPRING PIN				1
38	26221101	HOOK COVER PRESSER SPRING A				1
39	26221200	HOOK COVER PRESSER SPRING B				1
40	13816855	CYLINDER ARM CAP				1
41	B24252150A0	NEEDLE PLATE ASM.	S TYPE			1
42	B24252150AB	NEEDLE PLATE H ASM.	H TYPE			1
43	B24252150AC	NEEDLE PLATE G ASM.	G TYPE			1
44	B2425215000	NEEDLE PLATE		*		1
45	B242621000A	NEEDLE HOLE GUIDE D=1.6	S TYPE	*		1
46	B242621000B	NEEDLE HOLE GUIDE D=2.0	H TYPE	*		1
47	B242621000F	NEEDLE HOLE GUIDE D=3.0	G TYPE	*		1

SHUTTLE DRIVER SHAFT COMPONENTS(1)

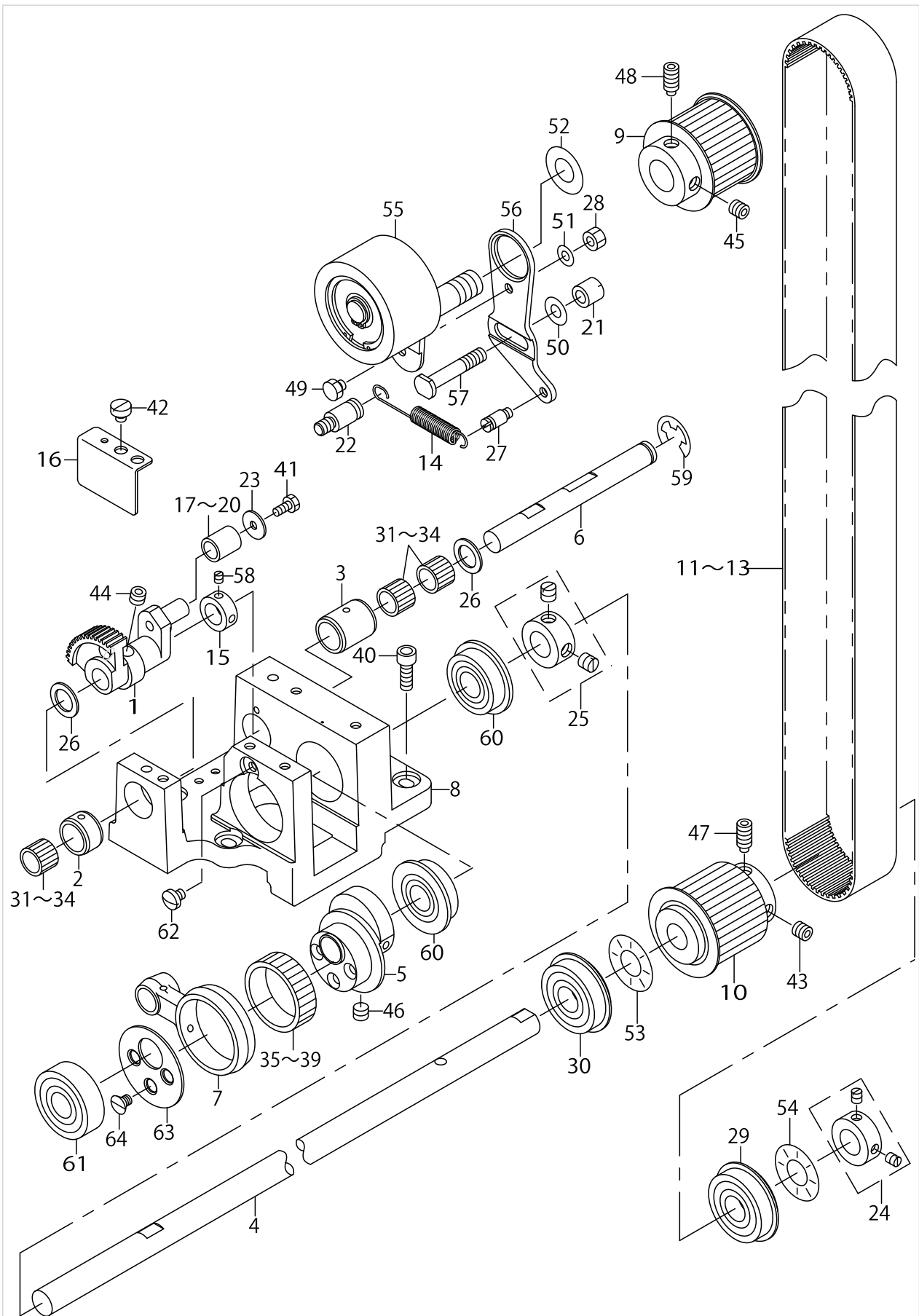


SHUTTLE DRIVER SHAFT COMPONENTS(1)

No.	Parts No.	Parts name	Remarks	Level	Cons	Qty
48	B2424210000	COUNTER KNIFE	COMMON USE PARTS FOR 02 & 03	*		1
49	B2424210A00	FIX KNIFE	G TYPE	*		1
50	B24212050A0	MOVING KNIFE ASM.	COMMON USE PARTS FOR 02 & 03	*		1
51	B2421210AA0	MOVING KNIFE COMPL.	G TYPE	*		1
52	B2418280000	MOVING KNIFE LINK		*		1
53	B2416280000	THREAD CUTTING LEVER RING		*		1
54	B24152800A0	THREAD CUTTER LEVER ASM., SMAL	COMMON USE PARTS FOR 02 & 03	*		1
55	B2416210000	THREAD CUTTER LEVER,SMALL	G TYPE	*		1
56	B2414280000	MOVING KNIFE DRIVING LEVER		*		1
57	B2419280000	MOVING KNIFE CONNECTING LINK S		*		1
58	B2420280000	MOVING KNIFE CONNECTING LINK P		*		1
59	B2417280000	THREAD CUTTER LEVER SHAFT		*		1
60	B242328000A	MOVING KNIFE WASHER A		*		1
61	B242328000B	MOVING KNIFE WASHER B	SELECTIVE PARTS	*		1
62	B242328000C	MOVING KNIFE WASHER C	SELECTIVE PARTS	*		1
63	SS1060210TP	SCREW 3/32-56 L=2.2		*		2
64	SS6110430TP	SCREW 11/64-40 L= 4.0		*		1
65	SS7090410SP	SCREW 9/64-40 L= 3.5		*		2
66	SS7110740TP	SCREW 11/64-40 L=7		*		1
67	SD0600101TP	HINGE SCREW	COMMON USE PARTS FOR 02 & 03	*		1
68	B2417210000	MOVING KNIFE HINGE SCREW	G TYPE	*		1
69	WP0450846SP	WASHER		*		1
70	SS1110640TP	SCREW 11/64-40 L= 5.5				4
71	B1818205A0B	H SMALL INNER HOOK.	H TYPE			1
72	13512405	SPRING	COMMON USE PARTS FOR 03 & 04			2
73	B1805210A00	BOBBIN	G TYPE			1
74	B1812210000	SCREW DRIVER	G TYPE			1
75	B1815210000	INNER HOOK UPPER SPRING	G TYPE			1
76	B18172100AB	SHUTTLE RACE RING B ASM.	G TYPE			1
77	B1818210000	SHUTTLE	G TYPE			1
78	B18282100A0	BOBBIN CASE ASM.	G TYPE			1
79	B180520500B	BOBBIN.	H TYPE			1
80	B18282050AA	BOBBIN CASE ASM.	H TYPE			1



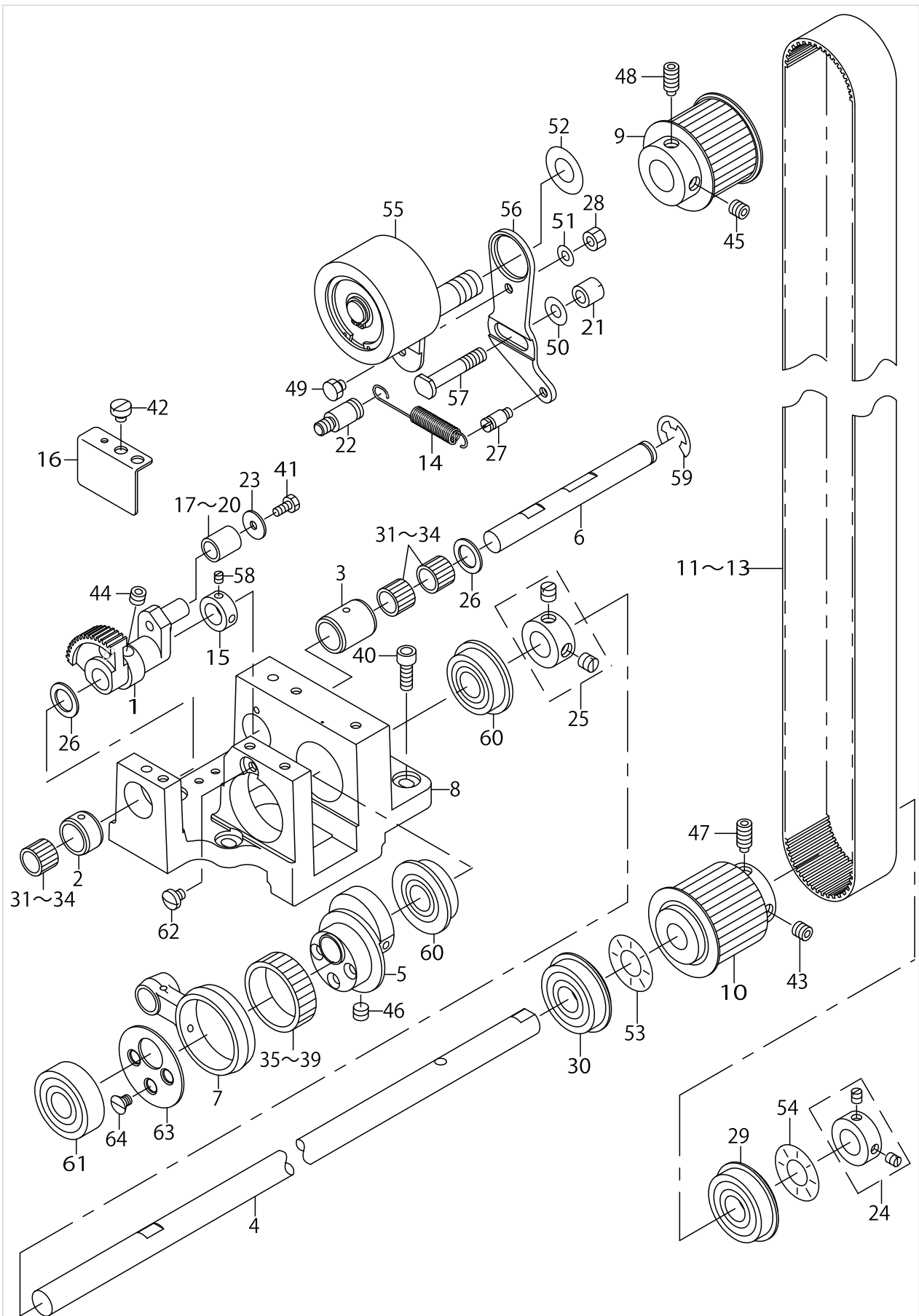
SHUTTLE DRIVER SHAFT COMPONENTS(2)



SHUTTLE DRIVER SHAFT COMPONENTS(2)

No.	Parts No.	Parts name	Remarks	Level	Cons	Qty
1	B1805223C00	OSCILLAOR				1
2	B1832223C00	BEARING A				1
3	B1833223C00	BEARING B				1
4	B1834223C00	CAM DRIVER SHAFT				1
5	B1835223C00	ECCENTRIC CAM				1
6	B1836223C00	OSCILLAING SHAFT				1
7	B1837223C00	CRANK LOD				1
8	B1838223C00	GEAR BOX				1
9	B1839223C00	SPROCKET				1
10	B1844223C00	SPROCKET				1
11	B1845223C0A	BELT A				1
12	B1845223C0B	BELT B	SELECTIVE PARTS			1
13	B1845223C0C	BELT C	SELECTIVE PARTS			1
14	B2431215000	THREAD TRIMMER LINK SPRING				1
15	B1848223C00	THRUST COLLAR				1
16	B1849223C00	STOPPER				1
17	B1430180A00	NEEDLE BEARING				1
18	B1430180B00	NEEDLE BEARING	SELECTIVE PARTS			1
19	B1430180C00	NEEDLE BEARING C	SELECTIVE PARTS			1
20	B1430180D00	NEEDLE BEARING	SELECTIVE PARTS			1
21	B1840223C00	NUT				1
22	26212308	BELT COVER SCREW				1
23	B3051816000	WASHER B				1
24	CS120081ATN	THRUST COLLAR ASM. D=12 W=8				1
25	CS1201010SH	THRUST COLLAR ASM. D=12 W=10				1
26	B1637560000	WASHER				2
27	MAT80116S00	SUSPENSION PIN				1
28	NS6280610SP	NUT				1
29	SB112000100	BEARING D=12X32				1
30	SB112000700	BEARING				1
31	SB31000080A	BEARING				3
32	SB31000080B	BEARING	SELECTIVE PARTS			3
33	SB31000080C	BEARING	SELECTIVE PARTS			3
34	SB31000080D	BEARING	SELECTIVE PARTS			3
35	B1426352A00	NEEDLE BEARING (A)				1
36	B1426352B00	NEEDLE BEARING (B)	SELECTIVE PARTS			1
37	B1426352C00	NEEDLE BEARING (C)	SELECTIVE PARTS			1
38	B1426352D00	NEEDLE BEARING (D)	SELECTIVE PARTS			1
39	B1426352E00	NEEDLE BEARING (E)	SELECTIVE PARTS			1
40	SM6051402TP	SCREW M5X0.8 L=14				4
41	SS9090833TP	SCREW				1
42	SS6110480SP	SCREW 11/64-40 L=4.3				1
43	SS8660612TP	SCREW 1/4-40 L=6				1
44	SS8660512TP	SCREW 1/4-40 L=5				2
45	SS8660612TP	SCREW 1/4-40 L=6				1
46	SS8660512TP	SCREW 1/4-40 L=5				2
47	SS8661112TP	SCREW 1/4-40 L=11				1

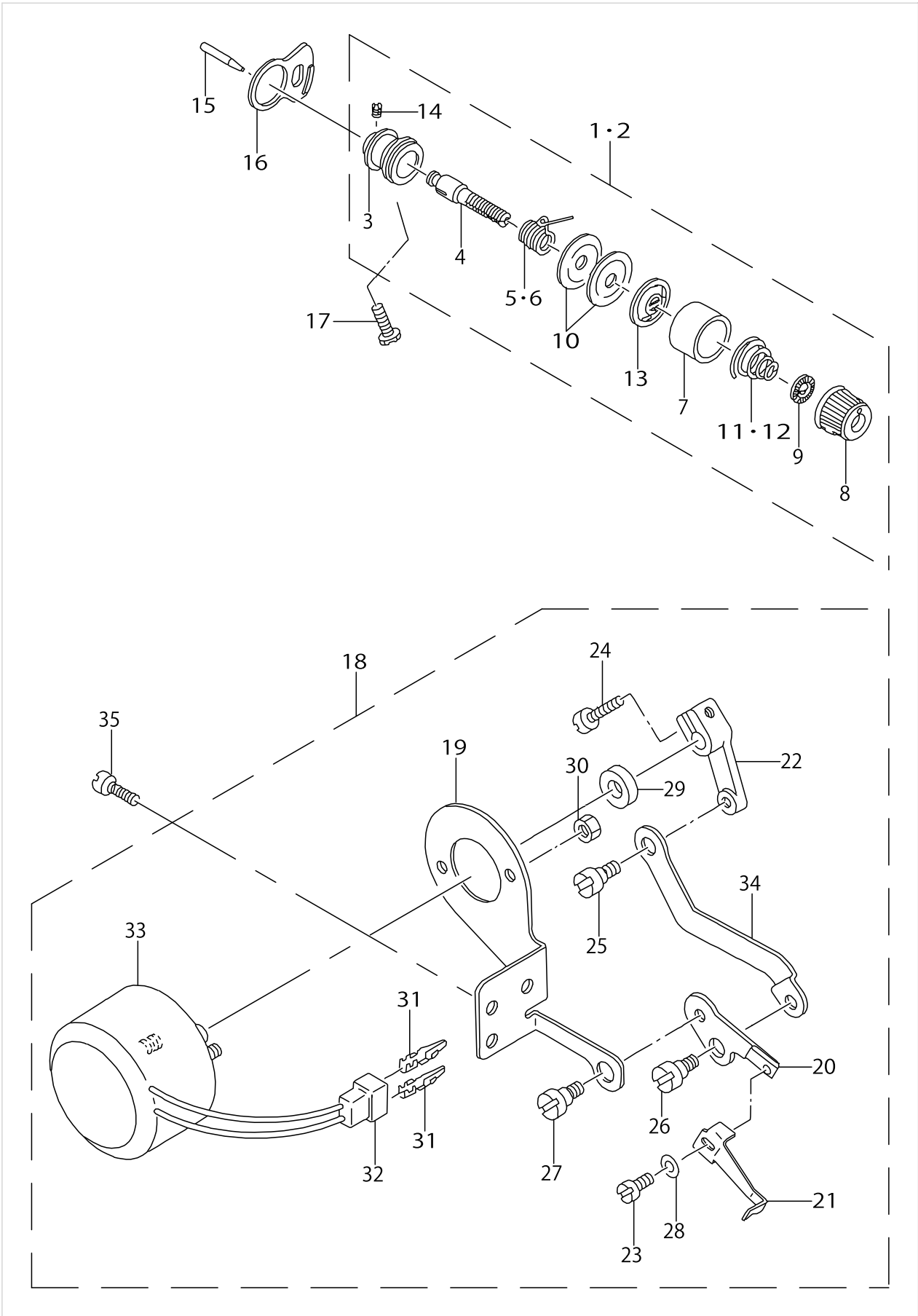
SHUTTLE DRIVER SHAFT COMPONENTS(2)



SHUTTLE DRIVER SHAFT COMPONENTS(2)

No.	Parts No.	Parts name	Remarks	Level	Cons	Qty
48	SS8661112TP	SCREW 1/4-40 L=11				1
49	SS9110453TP	SCREW				1
50	WP0621016SD	WASHER 6.2X13X1				1
51	WP1221016SP	WASHER				1
52	WP1252210SC	WASHER 12.5X25.6X2.2				1
53	WZ1250300K0	WAVED WASHER 12.5X17X0.3				1
54	WZ1250300K0	WAVED WASHER 12.5X17X0.3				1
55	13710850	IDLER PULLEY ARM CONNEC.				1
56	13710900	IDLER FIXED PLATE				1
57	13711007	IDLER ADJUSTING SCREW				1
58	SS8090410SP	SCREW 9/64-40 L= 3.5				2
59	RE0900000KP	SNAP RING 9				1
60	SB112000700	BEARING				2
61	SB112000300	BEARING				1
62	SS7110570SP	SCREW 11/64-40 L= 4.8				1
63	B1850223C00	STOPPER				1
64	SS1110640TP	SCREW 11/64-40 L= 5.5				3

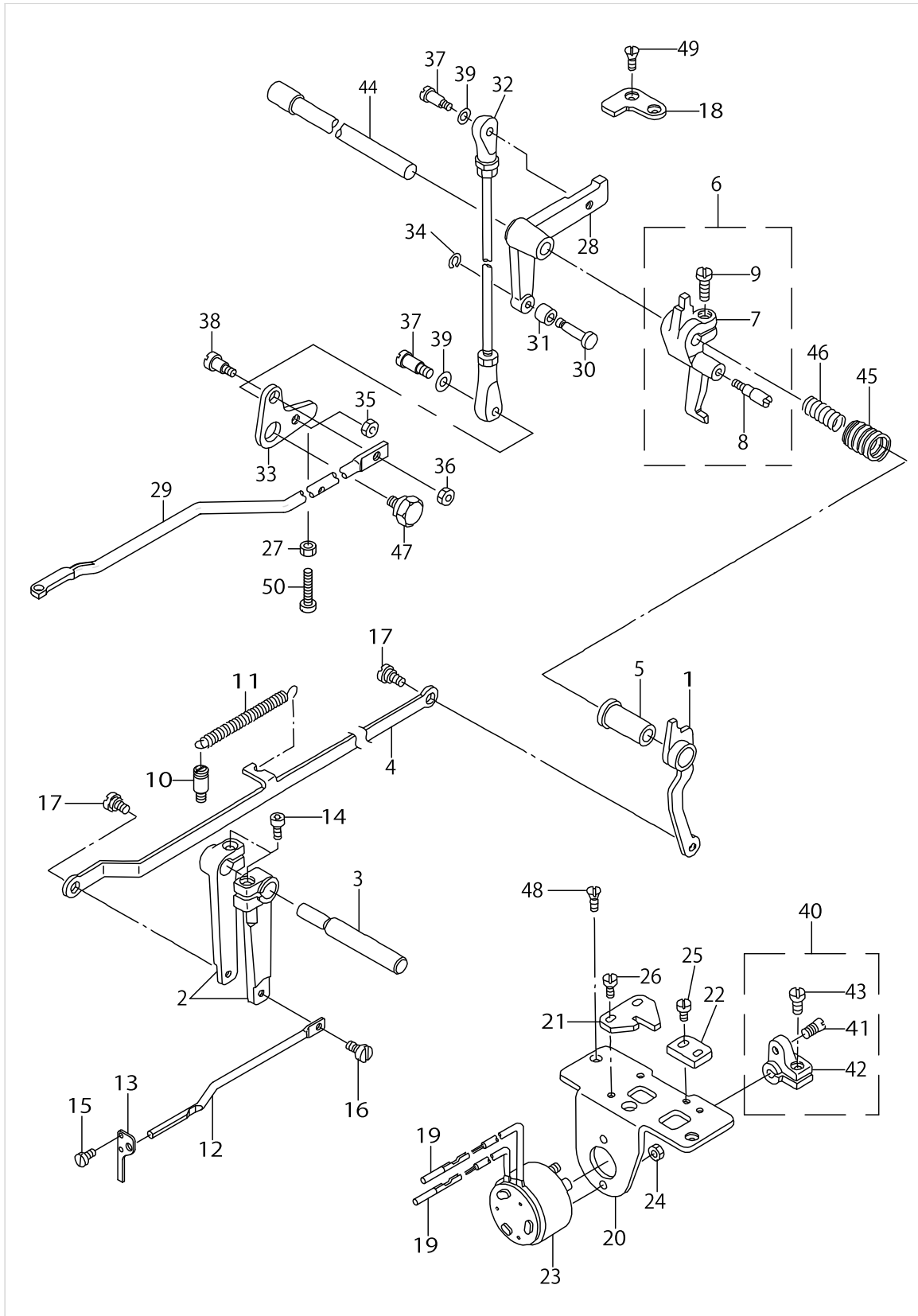
WIPER MECHANISM COMPONENTS



WIPER MECHANISM COMPONENTS

No.	Parts No.	Parts name	Remarks	Level	Cons	Qty
1	13817457	THREAD TENSION NO.2 CONNEC.	S TYPE			1
2	B23022050AA	SECOND THREAD TENSION.	H & G TYPE			1
3	B2313280000	THREAD TENSION ROD, LARGE		*		1
4	B2302280000	SECOND THREAD TENSION ROD		*		1
5	B3112761000	THREAD TAKE-UP SPRING	S TYPE	*		1
6	D3112L4BB00	TAKE-UP SPRING (HEAVY)	H & G TYPE	*		1
7	B3107804000	THREAD TENSION DISK PRESSER	S TYPE	*		1
8	13817408	THREAD TENSION NUT		*		1
9	B3120125000	ROTATING STOPPER		*		1
10	B3126012000	THREAD TENSION DISK		*		2
11	B3114232000	THREAD TENSION SPRING	S TYPE	*		1
12	B2305205000	TENSION SPRING	H & G TYPE	*		1
13	B3132552000	THREAD TENSION DISK PRESSER		*		1
14	SS8090610SP	SCREW 9/64-40 L=5.9		*		1
15	B2303280000	TENSION RELEASE PIN				1
16	B2702210000	GUIDE PLATE				1
17	SS6151812TP	SCREW 15/64-28 L=18				1
18	B21012200A0	WIPER ASM.				1
19	B2104220000	SOLENOID INSTALLING PLATE		*		1
20	B2106220000	WIPER INSTALLING PLATE		*		1
21	B2107210000	WIPER		*		1
22	B2102205000	WIPER ARM.		*		1
23	SS6090630TP	SCREW 9/64-40 L=6		*		1
24	SS6621220SP	SCREW 3/16-32 L=12		*		1
25	SD0600352SP	HINGE SCREW		*		1
26	SD0640321SP	HINGE SCREW D= 6.35 H= 3.2		*		1
27	SD0640321SP	HINGE SCREW D= 6.35 H= 3.2		*		1
28	WP0371016SD	WASHER 3.7X8X1		*		1
29	WP0561616SC	WASHER 5.6X16X1.6		*		1
30	NM6040003SC	NUT M4		*		2
31	HP000200200	PIN-SHAPE TERMINAL, MALE		*		2
32	HK018800020	2-POLE PLUG		*		1
33	B2101220000	WIPER SOLENOID		*		1
34	B2103220000	WIPER CONNECTING PLATE		*		1
35	SS7110840SP	SCREW 11/64-40 L=7.8				2

# TENSION RELEASE & TEREAD TRIMMER MECHANISM COMPONENTS

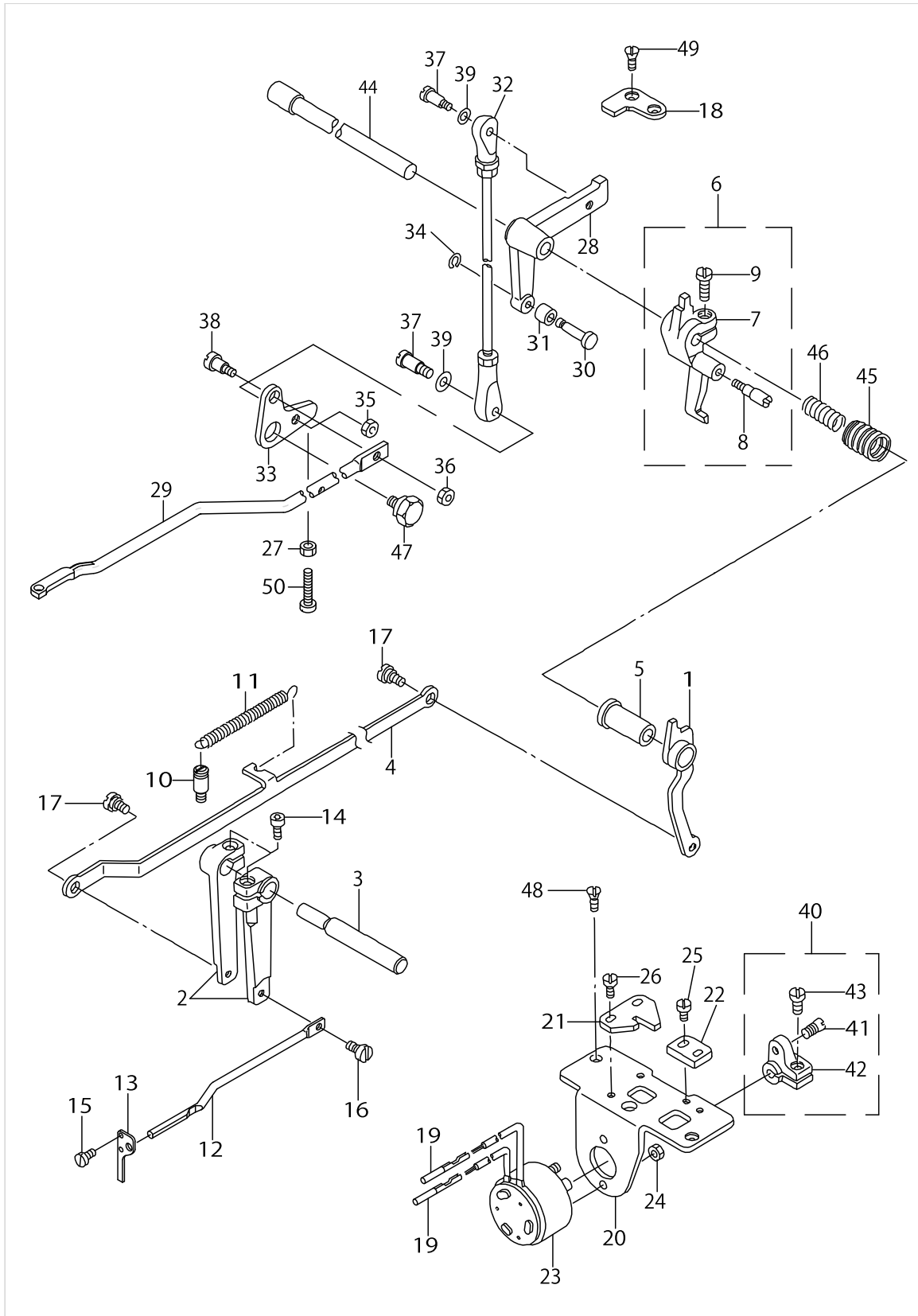


TENSION RELEASE & TEREAD TRIMMER MECHANISM COMPONENTS

No.	Parts No.	Parts name	Remarks	Level	Cons	Qty
1	B23042200A0	TENSION RELEASE ARM ASM.				1
2	B2306220000	TENSION ARM				2
3	B2307220000	TENSION ARM SHAFT				1
4	B2308223C00	CONECTING PLATE				1
5	B2305210000	BUSHING				1
6	B23012100A0	TENSION RELEASE ARM ASM.				1
7	B2301210000	TENSION RELEASE ARM		*		1
8	B2302210000	TENSION RELEASE SHAFT		*		1
9	SS6121220TP	SCREW 3/16-28 L=11.5		*		1
10	26212308	BELT COVER SCREW				1
11	B2727761000	TENSION SPRING				1
12	26501304	TENSION RELEASE BAR				1
13	13513304	THREAD TENSION ARM				1
14	SS6151712TP	SCREW 15/64-28 L=16.5				2
15	SS7090620TP	SCREW 9/64-40 L=6.1				2
16	SD0530221SP	HINGE SCREW D= 5.3 H= 2.2				1
17	SD0640321SP	HINGE SCREW D= 6.35 H= 3.2				2
18	B2412220000	STOPPER				1
19	D6043555B00	PIN TERMINAL, MALE				2
20	B2402220000	SOLENOID INSTALLING BASE				1
21	B2310220000	TENSION RELEASE ARM PLATE				1
22	B2311220000	Y MOTOR BASE STOPPER				1
23	B2403223C00	SOLENOID				1
24	NM6040003SC	NUT M4				2
25	SS7110840SP	SCREW 11/64-40 L=7.8				2
26	SS7110840SP	SCREW 11/64-40 L=7.8				2
27	NS6150430SP	NUT 15/64-28				1
28	B2404220000	CAM INSTALLING LINK				1
29	B2413223C00	CONNECTING LOD				1
30	B2405210000	SHAFT				1
31	B2406210000	CAM ROLLER				1
32	B2407223C00	CONNECTING LOD				1
33	B2411210000	THREAD TRIMMER LINK				1
34	D2430555B00	SNAP RING				1
35	NS6110420SP	NUT 11/64-40				1
36	NS6120630SP	NUT 3/16-28				1
37	SD0500803TP	HINGE SCREW D=5 H=8				2
38	SD0650305TP	HINGE SCREW D= 6.5 H= 3				1
39	WP0501016SD	WASHER 5X10.5X1				2
40	B24102200A0	SOLENOID ARM ASM.				1
41	B2410220000	PIN		*		1
42	B2409210000	SOLENOID ARM		*		1
43	SS6121210SP	SCREW 3/16-28 L=12		*		1
44	B2408210000	CAM SHAFT				1
45	B2414210000	SPRING, LARGE				1
46	B2415210000	SPRING, SMALL				1
47	SD1100301TP	HINGE SCREW H=11 W=3				1



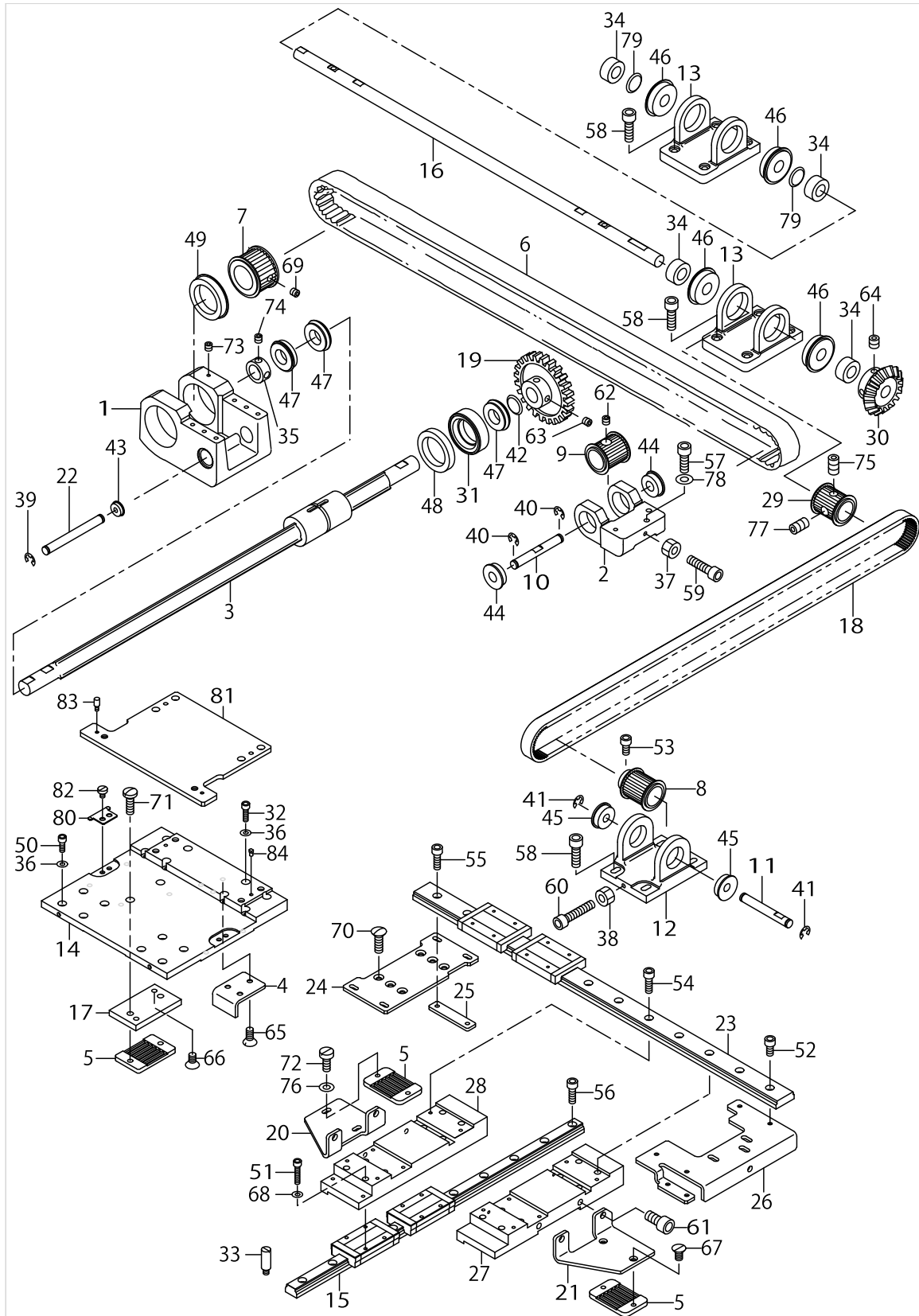
TENSION RELEASE & TEREAD TRIMMER MECHANISM COMPONENTS



TENSION RELEASE & TEREAD TRIMMER MECHANISM COMPONENTS

No.	Parts No.	Parts name	Remarks	Level	Cons	Qty
48	SS2110920TP	SCREW 11/64-40 L=8.5				2
49	SS2110920TP	SCREW 11/64-40 L=8.5				2
50	SS6153040SP	SCREW 15/64-28 L=30				1

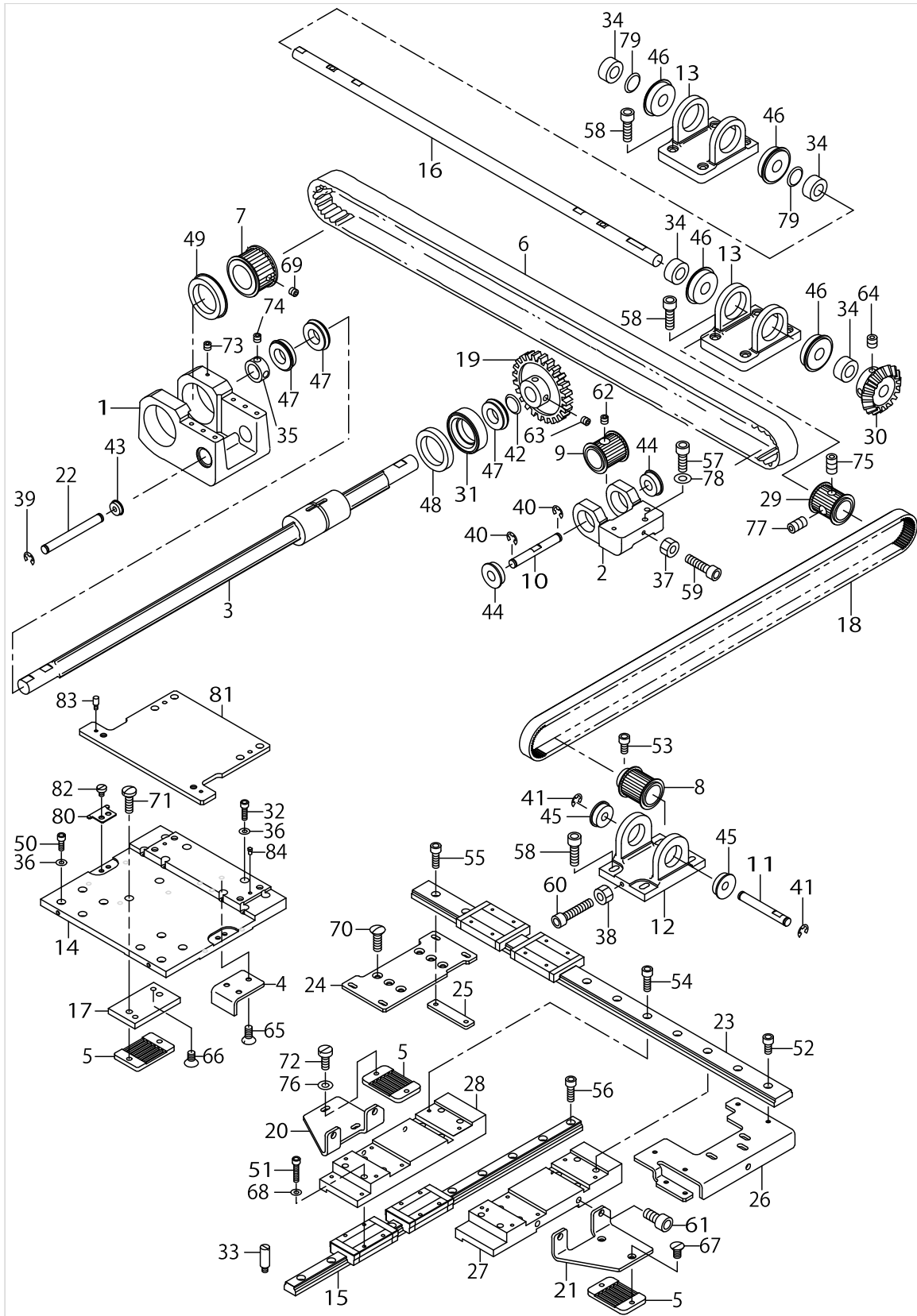
X-Y COMPONENTS (1)



X-Y COMPONENTS (1)

No.	Parts No.	Parts name	Remarks	Level	Cons	Qty
1	B2504223C00	X DRIVE BRACKET				1
2	B2505223C00	X DRIVEN BRACKET				1
3	B2506223C00	X DRIVE SPLINE SHAFT				1
4	B2507223C00	X STOPPER				1
5	B2509224000	BELT RECEIVER				3
6	B2512224C00	X TIMING BELT.				1
7	B2513223C00	X DRIVE SPROCKET				1
8	B2513224000	SPROCKET WHEEL				2
9	B2514223C00	X DRIVEN SPROCKET				1
10	B2515223C00	X DRIVEN SHAFT				1
11	B2515224000	X BRACKET SHAFT				2
12	B2518223C0A	Y DRIVEN BRACKET				2
13	B2518223C00	Y DRIVE BRACKET				2
14	B2519224C00	X REMOVAL BASE				1
15	B2520224C00	Y-LM GUIDE				2
16	B2523223C00	Y DRIVE SHAFT				1
17	B2527223C00	X BELT INSTALLING PLATE				1
18	B2528223C00	Y TIMMING BELT				2
19	B2534223C00	X DRIVEN WHEEL				1
20	B2536223C0A	Y BELT INSTALLING PLATE,LEFT				1
21	B2536223C00	Y BELT INSTALLING PLATE,RIGHT				1
22	B2539223C00	X IDLER SHAFT				1
23	B2540224C00	X-LM GUIDE				2
24	B2541224C00	X DRIVE BRACKET BASE				1
25	B2542223C00	NUT				2
26	B2543224C00	X DRIVE BRACKET BASE				1
27	B2544223C00	Y REMOVAL BASE,RIGHT				1
28	B2545223C00	Y REMOVAL BASE,LEFT				1
29	B2547223C00	Y DRIVE SPROCKET				2
30	B2548223C00	Y DRIVEN WHEEL				1
31	B2549223C00	COLLAR				1
32	SM6031002TP	HEXAGONAL BOLT M3 X 10				8
33	B4134814000	SUPPORT STUD				2
34	CS1201010SH	THRUST COLLAR ASM. D=12 W=10				4
35	CS1501011TH	THRUST COLLAR				2
36	WP0320501SD	WASHER				16
37	NM6050001SP	NUT M5				1
38	NM6050001SP	NUT M5				2
39	RE0600000K0	E-RING 6				2
40	RE0600000K0	E-RING 6				2
41	RE0600000K0	E-RING 6				4
42	WZ1590390KP	WASHER				1
43	SB108000200	SIDE BEARING				2
44	SB108000500	RADIAL BEARING				2
45	SB108000500	RADIAL BEARING				4
46	SB112000700	BEARING				4
47	SB115000600	BALL BEARING				3

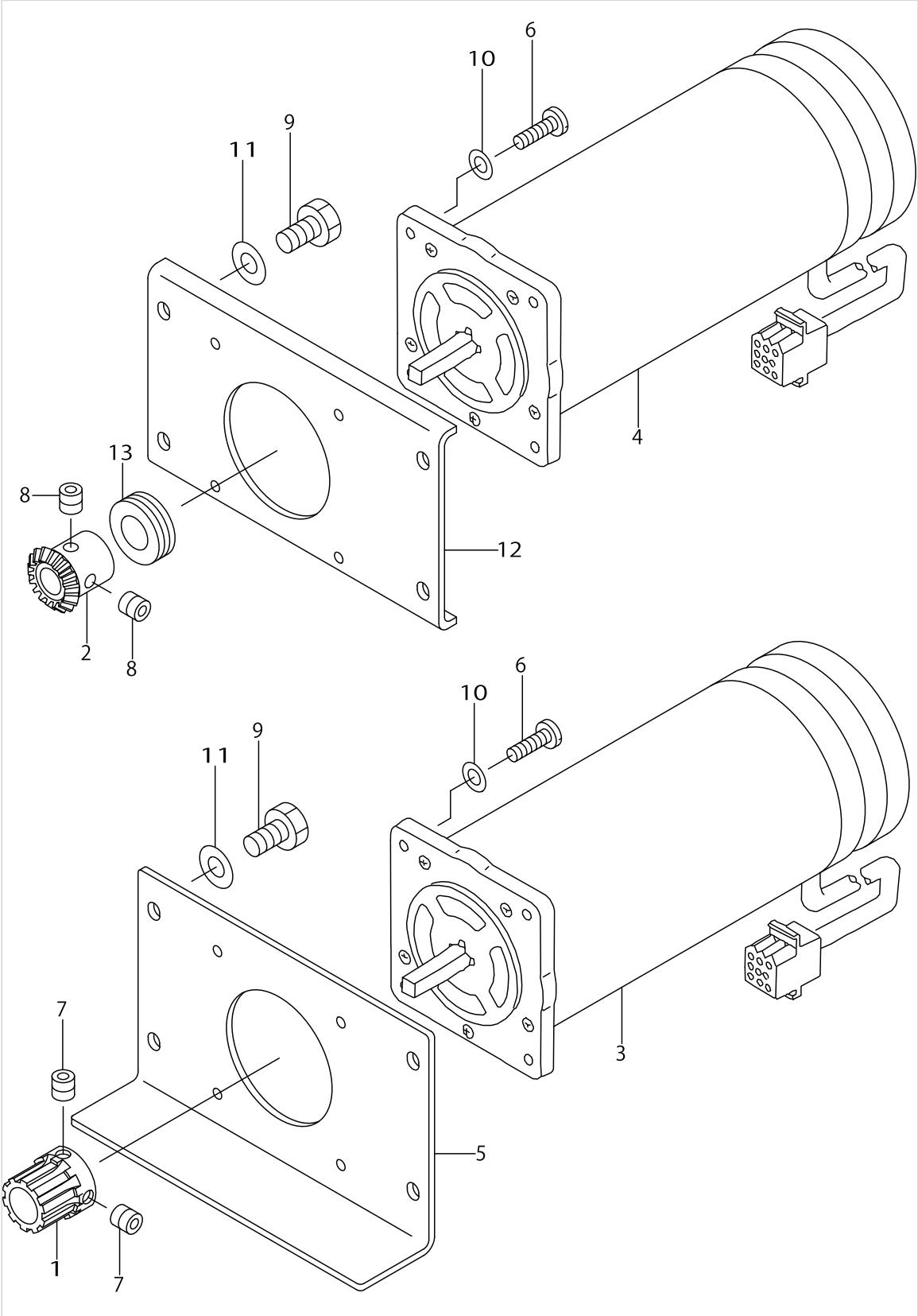
X-Y COMPONENTS (1)



X-Y COMPONENTS (1)

No.	Parts No.	Parts name	Remarks	Level	Cons	Qty
48	SB13000200	BEARING				1
49	SB13000300	BEARING				1
50	SM6030602TP	SCREW M3X0.5 L=6				8
51	SM6031402TP	SCREW				16
52	SM6040802TP	SCREW M4X0.7 L=8				4
53	SM6040802TP	SCREW M4X0.7 L=8				4
54	SM6041202TP	SCREW M4X0.7 L=12				8
55	SM6041202TP	SCREW M4X0.7 L=12				4
56	SM6041202TP	SCREW M4X0.7 L=12				12
57	SM6051402TP	SCREW M5X0.8 L=14				3
58	SM6051602TP	SCREW M5X0.8 L=16				16
59	SM6052002TP	SCREW M5 L=20				1
60	SM6052502TP	SCREW M5X0.8 L=25				2
61	SM6061202TP	SCREW M6 L=12				4
62	SM8060602TP	SCREW M6X6				1
63	SM8061002TP	SCREW M6 L=10				2
64	SM8061002TP	SCREW M6 L=10				2
65	SS2111010TP	SCREW 11/64-40 L=9.5				3
66	SS1110840SP	SCREW 11/64-40 L=8				2
67	SS2111010TP	SCREW 11/64-40 L=9.5				2
68	WP0320500SD	M3 WASHER				16
69	SS8150432TH	SCREW 15/64-28 L=4				2
70	SS2621540SP	SCREW 3/16-32 L=15				6
71	SS7111410TP	SCREW 11/64-40 L=14				2
72	SS6111140SP	SCREW 11/64-40 L=11				2
73	SS8110422TP	SCREW 11/64-40 L=4				2
74	SS8660530TP	SCREW 1/4-40 L= 4.5				4
75	SS8660612TP	SCREW 1/4-40 L=6				2
76	WP0450801SD	WASHER 4.5X10X0.8				2
77	SS8661112TP	SCREW 1/4-40 L=11				2
78	WP0550800SP	WASHER 5.5X10X0.8				3
79	WZ1250300K0	WAVED WASHER 12.5X17X0.3				2
80	B1158224C00	COVER PRESSER				2
81	B2555224C00	LOWER PLATE INSTALLING PLATE				1
82	SS6110610TP	SCREW 11/64-40 L=6				4
83	B151902600G	HINGE STUD				2
84	B1816280000	GUIDE PIN				2

X-Y COMPONENTS (2)

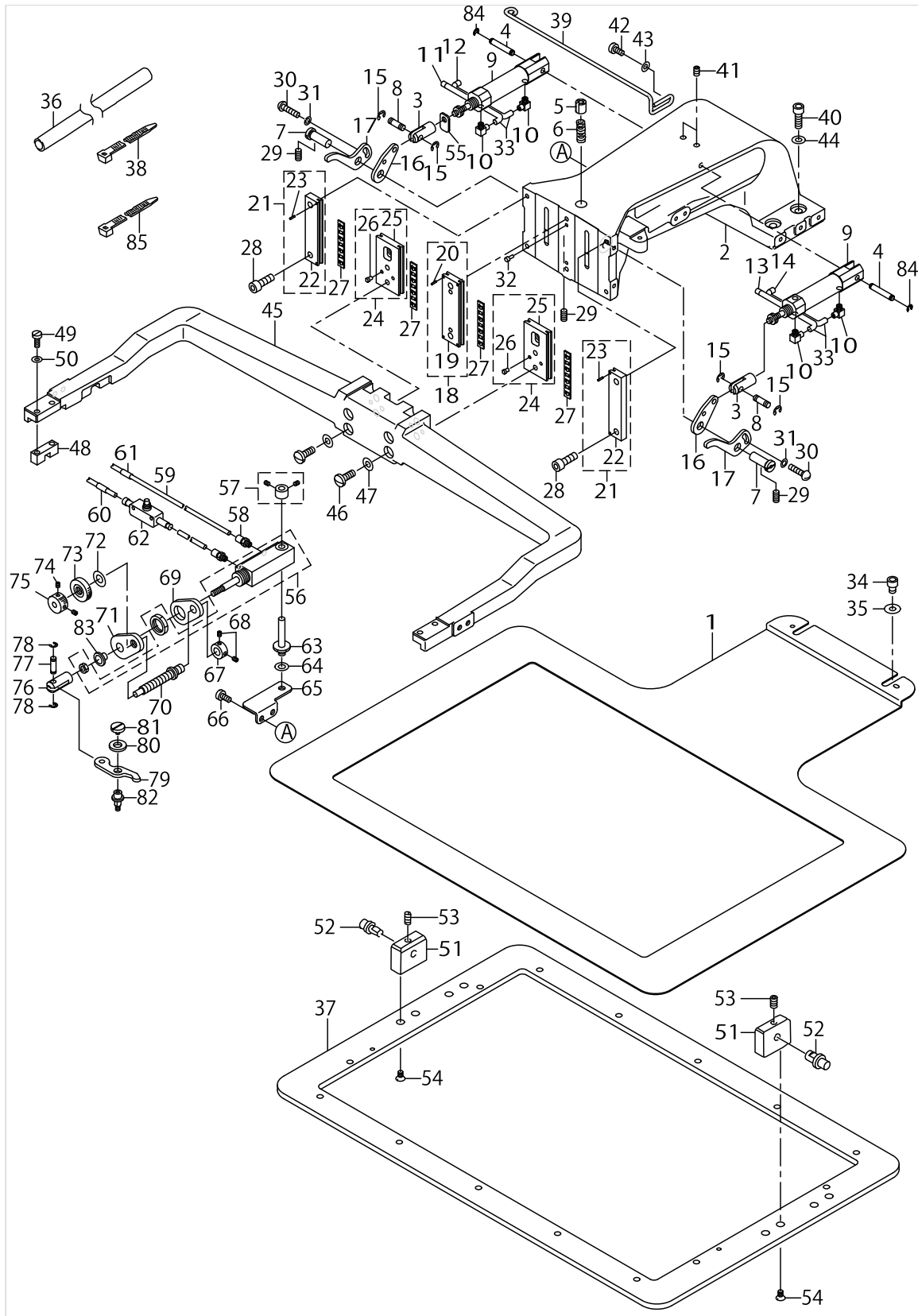


X-Y COMPONENTS (2)

No.	Parts No.	Parts name	Remarks	Level	Cons	Qty
1	B2525223C00	X DRIVE WHEEL				1
2	B2526223C00	Y DRIVE WHEEL				1
3	B2529223CAA	X FEED STEPPING MOTOR ASM.				1
4	B2529223CA0	Y FEED STEPPING MOTOR ASM.				1
5	B2531223C00	MOTOR BASE				1
6	SM6051202TP	SCREW M5X0.8 L=12				8
7	SM8060602TP	SCREW M6X6				2
8	SM8060602TP	SCREW M6X6				2
9	SS9151120CP	SCREW 15/64-28 L=11				8
10	WP0531000SD	WASHER M5				8
11	WP0621016SD	WASHER 6.2X13X1				8
12	B2517223C00	Y MOTOR INSTALLING PLATE				1
13	SB412000100	BEARING				1



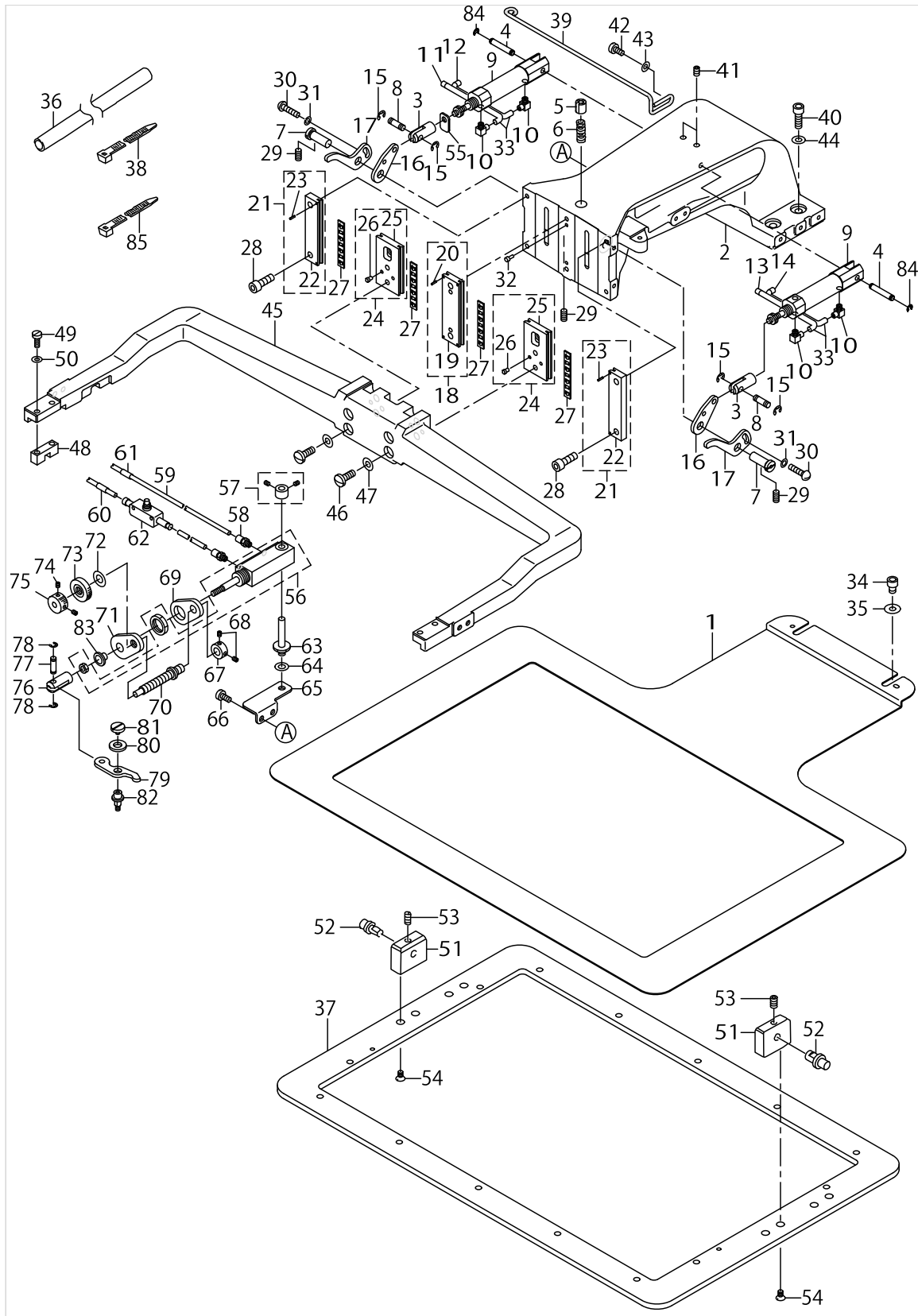
# CLOTH FEED MECHANISM COMPONENTS



CLOTH FEED MECHANISM COMPONENTS

No.	Parts No.	Parts name	Remarks	Level	Cons	Qty
1	B2556224C00	LOWER PLATE.				1
2	B2550224C00	CLOTH FEED BASE.				1
3	B1625220000	CYLINDER KNUCKLE				2
4	B1504210000	CONNECTING SHAFT				2
5	B2574220000	SLIDER				1
6	B2576220000	SLIDER SPRING				1
7	B2509372000A	FEED STUD				2
8	B1626220000	CYLINDER PIN				2
9	PA1602509A0	AIR CYLINDER				2
10	PJ046052503	HOSE ELBOW				4
11	B471122000C	AIR TUBE LABEL J03 LEFT				1
12	B471122000D	AIR TUBE LABEL J04 LEFT				2
13	B471122000G	AIR TUBE LABEL J03 RIGHT				1
14	B471122000H	AIR TUBE LABEL J04 RIGHT				2
15	RE0300000K0	E-RING 3				4
16	B2570215000	LIFTING LEVER A				2
17	B2571215000	LIFTING LEVER B				2
18	B2613223CA0	WORK CLAMP FOOT PLATE A ASM.				1
19	B2613223C00	WORK CLAMP FOOT PLATE A		*		1
20	PS0150065KP	SPRING PIN 1.5X6		*		4
21	B2567223CA0	WORK CLAMP FOOT PLATE B ASM.				2
22	B2567223C00	WORK CLAMP FOOT PLATE B		*		1
23	PS0150065KP	SPRING PIN 1.5X6		*		2
24	B2611223CA0	SLIDE PLATE ASM.				2
25	B2611223C00	WORK CLAMP FOOT SLIDE PLATE		*		1
26	B1816280000	GUIDE PIN		*		2
27	B2569229000	SLIDING PLATE BEARING				4
28	SM6051402TP	SCREW M5X0.8 L=14				6
29	SM8050602TP	SCREW M5 L=6				2
30	SS7110710SP	SCREW 11/64-40 L=7				2
31	WP0501016SD	WASHER 5X10.5X1				2
32	B1816280000	GUIDE PIN				2
33	BT0400251EB	URETHANE HOSE, BLACK				5
34	SM6060802TP	SCREW M6 L=8				2
35	WP0611626SP	WASHER 15X6X1.6				2
36	HX00364000E	PARTS				0.9
37	B2553224C00	CLOTH PRESSER OUTER FRAME.				1
38	HX002330000	CLIP				9
39	B2568224C00	AIR TUBE SUPPORT A				1
40	SM6062002TP	SCREW M6 L=20				4
41	SM8050812TP	SCREW M5X8				2
42	SS6121010SP	SCREW 3/16-28 L=10				2
43	WP0501016SD	WASHER 5X10.5X1				2
44	WP0621016SD	WASHER 6.2X13X1				4
45	B2552224C00	CLOTH PRESSER OUTOR FRAME.ARM.				1
46	SS7151610SP	SCREW 15/64-28 L=16				4
47	WP0641600SC	WASHEW 6.4X12.5X1.6				4

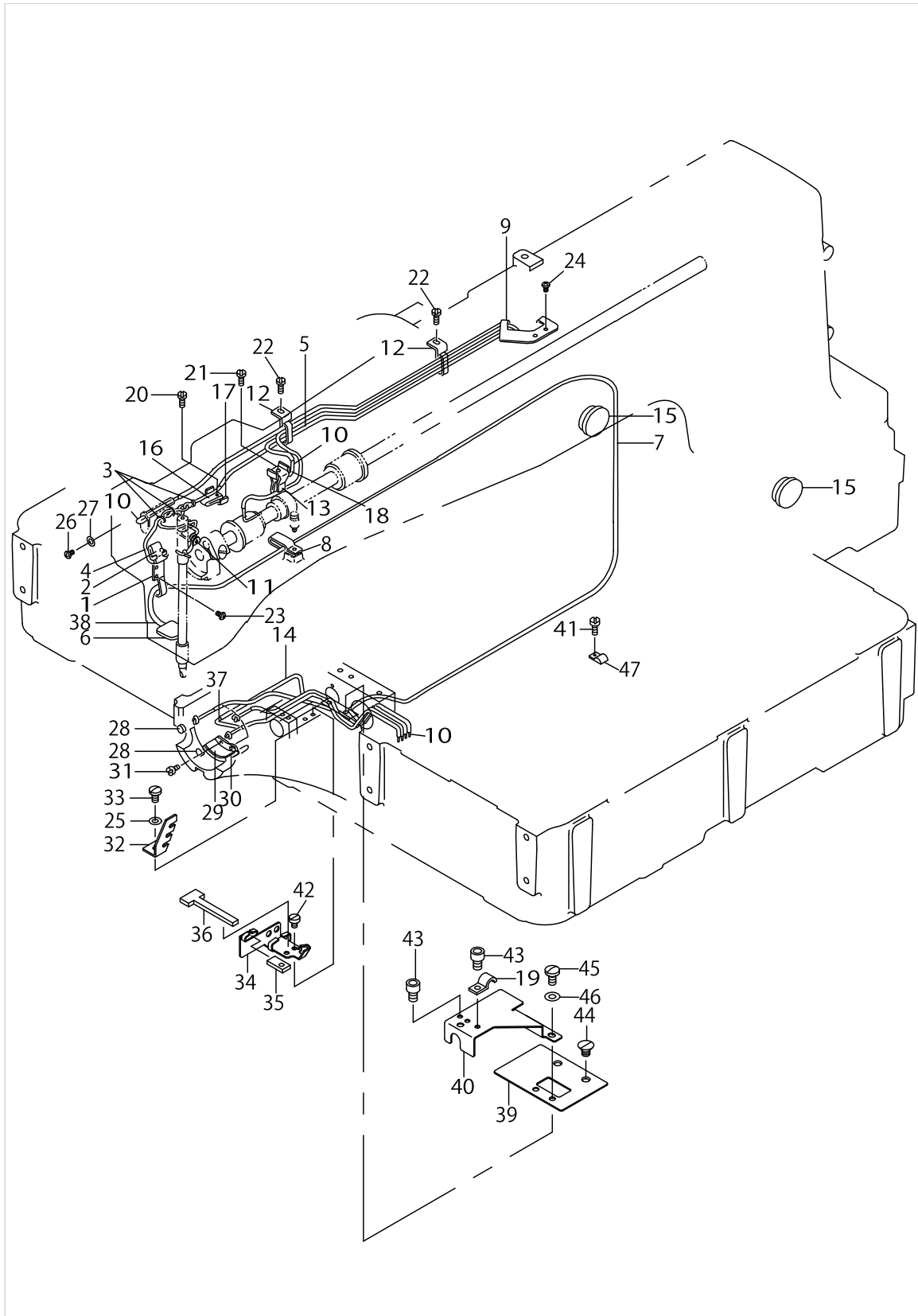
# CLOTH FEED MECHANISM COMPONENTS



CLOTH FEED MECHANISM COMPONENTS

No.	Parts No.	Parts name	Remarks	Level	Cons	Qty
48	B2562220000	BALL CATCH				2
49	SS6111210SP	SCREW 11/64-40 L=12				4
50	WP0450000SD	WASHER 4.5X8X0.5				4
51	B2561220000	BEARING BLOCK				2
52	B2560220000	SUPPORT PIN				2
53	SS8110422TP	SCREW 11/64-40 L=4				2
54	SS1110840SP	SCREW 11/64-40 L=8				4
55	B2530215000	PRESSER PLATE				1
56	PA1602510A0	AIR CYLINDER				1
57	B25792290A0	THRUST BEARING				1
58	PJ032052503	HOSE NIPPLE				2
59	BT0400251EB	URETHANE HOSE, BLACK				1.5
60	B471122000E	AIR TUBE LABEL J05				2
61	B471122000F	AIR TUBE LABEL J06				1
62	PC012401000	SPEED CONTROLLER				1
63	B2528215000	SHAFT				1
64	WP0650876SD	WASHER 6.5X13X0.8				1
65	B2514215000	INSTALLING PLATE				1
66	SS6121010SP	SCREW 3/16-28 L=10				2
67	CS0790731SH	THRUST COLLAR				1
68	SS8110422TP	SCREW 11/64-40 L=4				2
69	B2518215000	BRACKET				1
70	B2527215000	REGULATION SCREW				1
71	B2518215A00	REGULATION PLATE				1
72	WP0820816SD	WASHER 8.2X16X0.8				1
73	B3012816000	NUT				1
74	SS8110422TP	SCREW 11/64-40 L=4				2
75	B2304205000	KNOB				1
76	B1625220000	CYLINDER KNUCKLE				1
77	B1626220000	CYLINDER PIN				1
78	RE0300000K0	E-RING 3				2
79	B2516215000	LEVER				1
80	B185351200E	HOOK SHAFT WASHER				1
81	SS6110520TP	SCREW 11/64-40 L=4.5				1
82	B3012490000	DRIVING LINK SHAFT				1
83	B2548215000	BUSHING				1
84	RE0320000K0	E-RING 3.2				2
85	HX00233000B	CABLE BAND				1

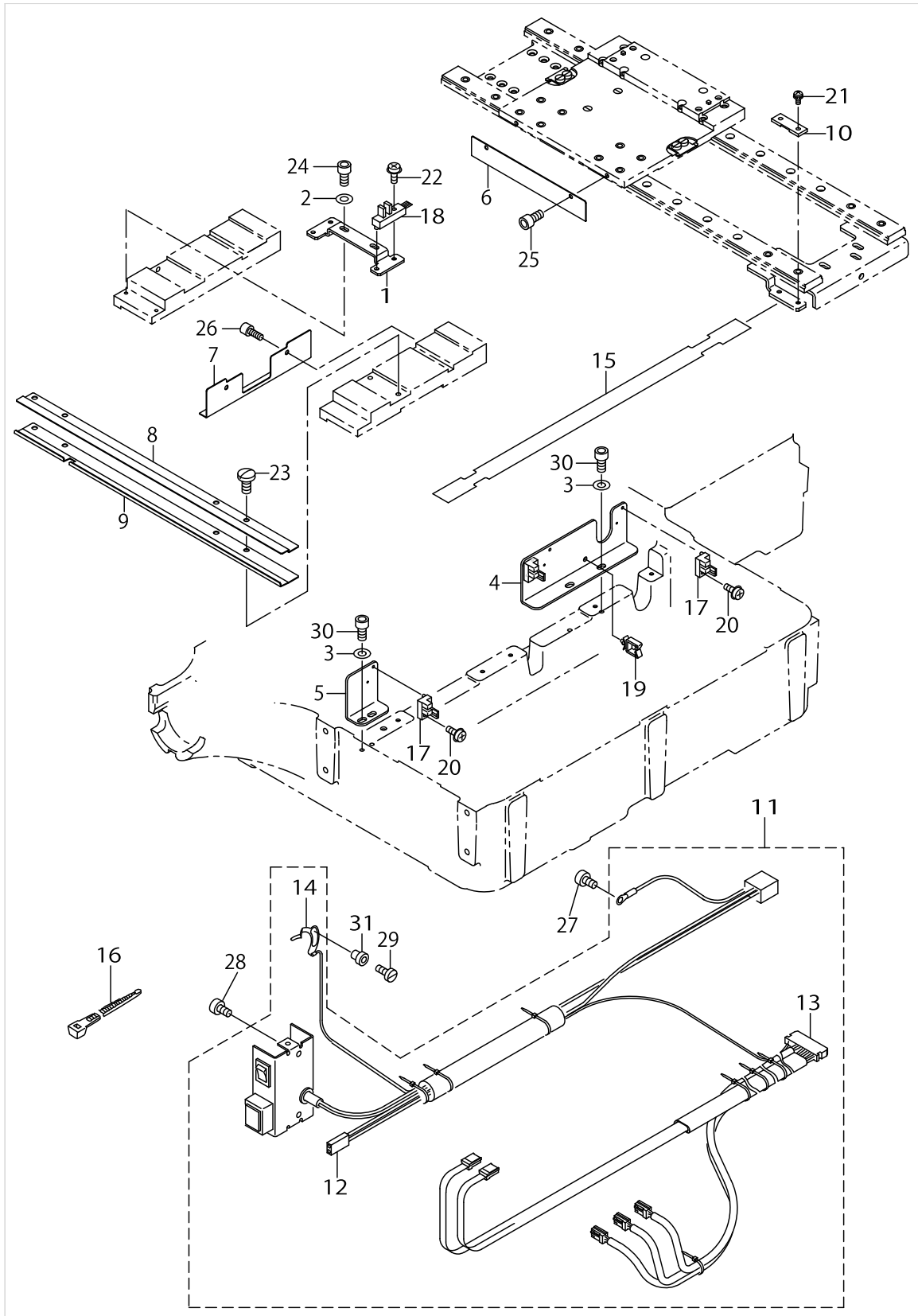
LUBRICATION COMPONENTS



LUBRICATION COMPONENTS

No.	Parts No.	Parts name	Remarks	Level	Cons	Qty
1	B3502220000	OIL WICK HOLDER				1
2	B3509220000	OIL SPONGE				1
3	26230706	OIL WICK PRESSER				3
4	CQ202000000	OIL WICK				1.1
5	BP300000000	VINYL PIPE				0.4
6	B3507280000	OIL FELT				1
7	BP600000000	VINYL PIPE				1.3
8	D2112555B00	CORD HOLDER, LARGE				1
9	B3504220000	OIL WICK HOLDER A				1
10	CQ252200000	OIL WICK				0.4
11	B3507220000	OIL WICK HOLDER				1
12	B3508220000	OIL TUBE HOLDER				2
13	B3520220000	OIL SPONGE				1
14	BP500000000	VINYL PIPE				0.2
15	B3501210000	OIL GAUGE				2
16	B3518210000	OIL SPONGE				1
17	B3508280000	BALANCE LUBRICATING PLATE				1
18	B3508280000	BALANCE LUBRICATING PLATE				1
19	B3538112000	OIL RETURN TUBE HOLDER				1
20	SS6092120SP	SCREW 9/64-40 L=21.2				1
21	SS6092120SP	SCREW 9/64-40 L=21.2				1
22	SS7110710SP	SCREW 11/64-40 L=7				2
23	SS4110715SP	SCREW 11/64-40 L=7				2
24	SS4110715SP	SCREW 11/64-40 L=7				2
25	WP0450801SD	WASHER 4.5X10X0.8				1
26	SS4110715SP	SCREW 11/64-40 L=7				1
27	WP0450000SD	WASHER 4.5X8X0.5				1
28	13529607	SHUTTLE PACKING				2
29	26231100	SHUTTLE LUBRICATING PLATE				1
30	B3504280000	SHUTTLE FELT				1
31	SS6090440SP	SCREW 9/64-40 L= 4.0				2
32	B3524215000	LUBRICATING ADJUSTING PLATE				1
33	SM6040802TP	SCREW M4X0.7 L=8				1
34	B3531223C00	LOWER SHAFT LUBRICATING PLATE				1
35	B3518210000	OIL SPONGE				1
36	B3527223C00	FELT				1
37	B3522223C00	FELT				1
38	B3523223C00	FELT				1
39	B3528223C00	OIL BAR PLATE A				1
40	B3530223C00	OIL BAR PLATE B				1
41	SM6040602TP	SCREW M4 L=6				3
42	SS6090520SP	SCREW 9/64-40 L= 5.0				2
43	SM6040602TP	SCREW M4 L=6				2
44	SS1110640TP	SCREW 11/64-40 L= 5.5				2
45	SS7110840SP	SCREW 11/64-40 L=7.8				2
46	WP0550800SP	WASHER 5.5X10X0.8				2
47	EA9502B0200	CABLE CLIP C				3

# SENSOR COMPONENTS

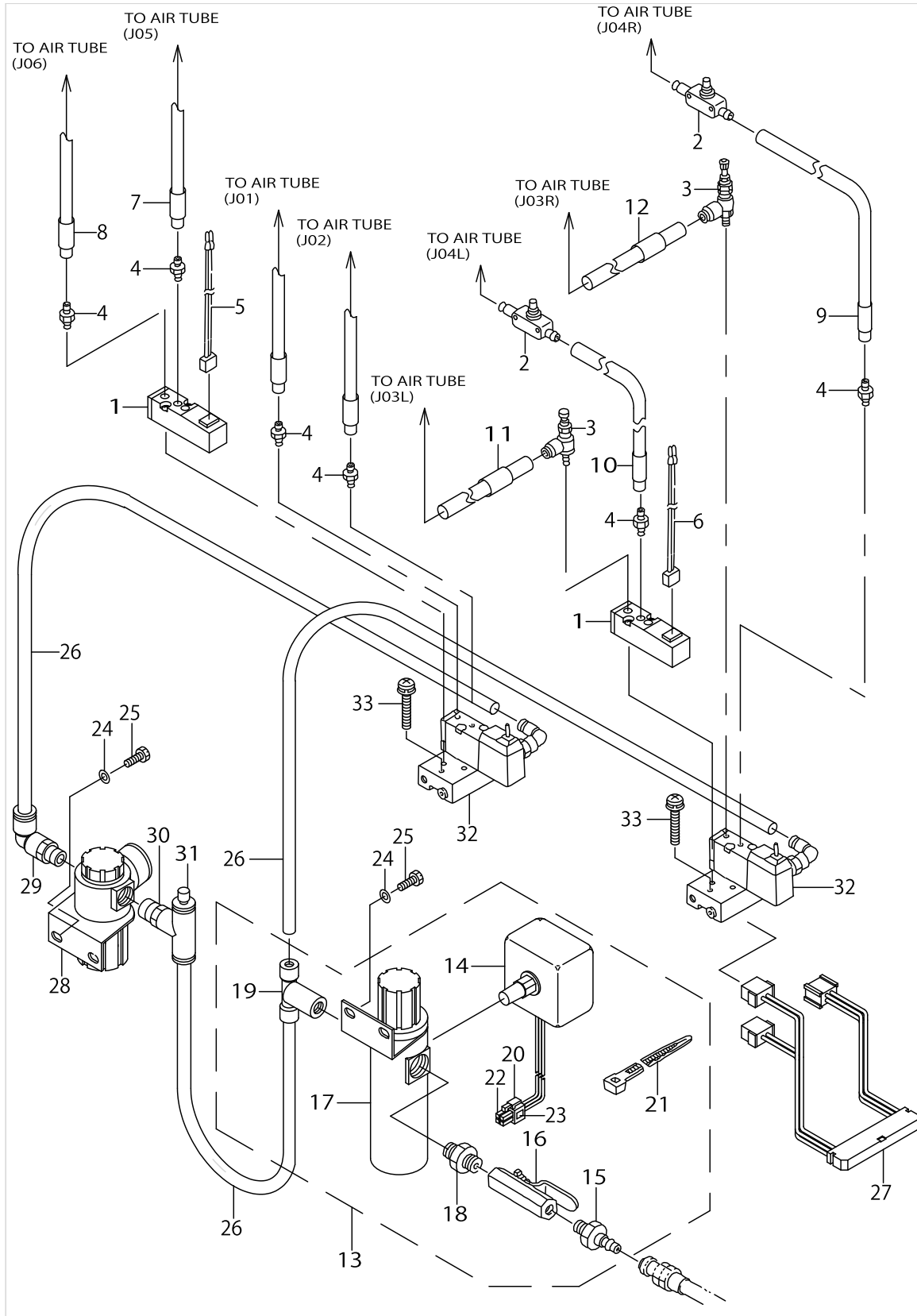


SENSOR COMPONENTS

No.	Parts No.	Parts name	Remarks	Level	Cons	Qty
1	B4002224C00	X SENSOR FITTING PLATE.				1
2	WP0450801SD	WASHER 4.5X10X0.8				2
3	WP0450801SD	WASHER 4.5X10X0.8				4
4	B4005223C00	Y SENSOR INSTALLING PLATE B				1
5	B4006223C00	Y SENSOR INSTALLING PLATE A				1
6	B4007223C00	X SLIT PLATE				1
7	B4008223C00	Y SLIT PLATE				1
8	B4020224C00	X SENSOR CORD COVER A				1
9	B4021224C00	X SENSOR CORD COVER B				1
10	B4022223C00	FLAT CABLE CLAMP				4
11	B4110224CB0	HEAD SWITCH CABLE ASM.				1
12	B4110223CA0	FRAME SWITCH CABLE ASM.		*		1
13	B4130224CA0	HEAD SENSOR CORD ASM.		*		1
14	B4150223CA0	THREAD CUTTING PLATE ASM.		*		1
15	B4120223C00	FLAT CABLE COVER				2
16	EA9500B0100	CABLE BAND				5
17	HD000570000	SENSOR				3
18	HD001350000	SENSOR				2
19	HX004110000	CABLE PARTS				1
20	SL4031081SF	SCREW M3 L=10				3
21	SL4041091SC	SCREW M4 L=10				8
22	SL4041281SF	SCREW M4 L=12				2
23	SM7040800SC	SCREW M4X0.7 L=8				4
24	SM6040802TP	SCREW M4X0.7 L=8				2
25	SM6040802TP	SCREW M4X0.7 L=8				2
26	SM6040802TP	SCREW M4X0.7 L=8				2
27	SS4110815SP	SCREW 11/64-40 L=8				1
28	SS4110815SP	SCREW 11/64-40 L=8				2
29	SS7090850SP	SCREW 9/64-40 L=8				1
30	SM6040802TP	SCREW M4X0.7 L=8				4
31	B2703210000	BUSHING				1



PNEUMATIC COMPONENTS



PNEUMATIC COMPONENTS

No.	Parts No.	Parts name	Remarks	Level	Cons	Qty
1	PV140501000	SOLENOID VALVE				2
2	PC012401000	SPEED CONTROLLER				2
3	PF070501000	PRESSURE DECREASING VALVE				2
4	PJ032052503	HOSE NIPPLE				6
5	B47122150A0	SOLENOID VALVE CONNECTOR ASM.				1
6	B4712215AA0	SOLENOID VALVE CONNECTOR ASM.A				1
7	B471122000E	AIR TUBE LABEL J05				1
8	B471122000F	AIR TUBE LABEL J06				1
9	B471122000H	AIR TUBE LABEL J04 RIGHT				1
10	B471122000D	AIR TUBE LABEL J04 LEFT				1
11	B471122000C	AIR TUBE LABEL J03 LEFT				1
12	B471122000G	AIR TUBE LABEL J03 RIGHT				1
13	B4715223CA0	FILTER REGULATOR ASM.				1
14	G8124270000	AIR PRESSUE SWITCH		*		1
15	PJ309005203	QUICK JOINT PLUG		*		1
16	G5430116000	AIR COCK		*		1
17	PF0552040B0	FILTER REGULATOR		*		1
18	PJ030520001	RING JOINT (NIPPLE)		*		1
19	PJ305065202	TEE		*		1
20	HK034610040	HOUSING		*		1
21	EA9500B0100	CABLE BAND		*		5
22	HK034640000	PIN CONTACT		*		3
23	E2678453000	CONNECTOR MARKER J78		*		1
24	WP0531000SC	WASHER 5.3X10X1				4
25	SM9051450SC	SCREW M5X0.8 L=14				4
26	BT0600401EB	TUBE				0.35
27	B47162150A0	SOLENOID VALVE CORD ASM.				1
28	PF025208000	REGULATER				1
29	PJ304045203	ELBOW UNION				1
30	PJ305065202	TEE				1
31	PX950009000	PLUG				1
32	B4717223C00	SOLENOID VALVE				2
33	SL4042581SF	SCREW M4 L=25				4

# TABLE COMPONENTS

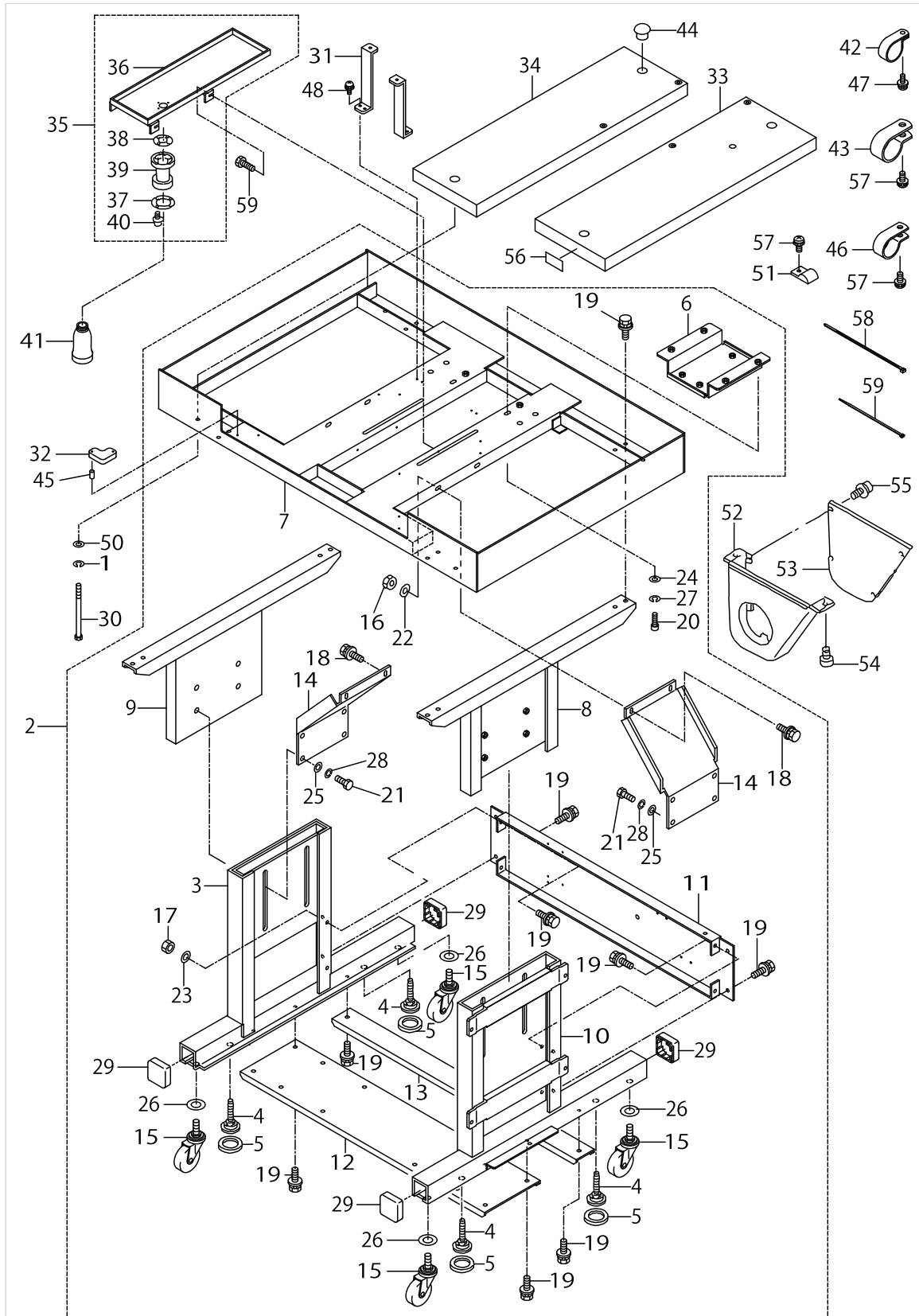


TABLE COMPONENTS

No.	Parts No.	Parts name	Remarks	Level	Cons	Qty
1	WS0861410KR	SPRING WASHER 8.6X15X1.4				4
2	B8301223CA0	STAND ASM.				1
3	B8102215A00	STAND LOWER LEFT		*		1
4	B8108220000	ADJUSTING BOLT		*		4
5	B8109220000	RUBBER CAP		*		4
6	B8116223C00	MOTOR SLIDE PLATE		*		1
7	B8301223C00	UPPER STAND		*		1
8	B8302223C00	UPPER STAND STRUT,RIGHT		*		1
9	B8303223C00	UPPER STAND STRUT,LEFT		*		1
10	B8304223C00	LOWER STAND,RIGHT		*		1
11	B8306223C00	SIDE STRUT		*		1
12	B8307220000	LOWER STRUT A		*		1
13	B8308220000	LOWER STRUT B		*		1
14	B8309223C00	STAND STAY		*		2
15	G5032164000	CASTER		*		4
16	NM6080001SC	NUT M8X1.25		*		4
17	NM6080001SC	NUT M8X1.25		*		2
18	SL9082093SE	SCREW		*		4
19	SL9082093SE	SCREW		*		22
20	SM6082502TP	SCREW M8 L=25		*		4
21	SM9122503SE	SCREW M12 L=25		*		8
22	WP0841601SC	WASHER 8.4X17.4X1.6		*		4
23	WP0841601SC	WASHER 8.4X17.4X1.6		*		2
24	WP0871602SE	WASHER 8.7X18X1.6		*		4
25	WP1302501SC	WASHER 13X24X2.5		*		8
26	WP1702616SE	WASHER		*		4
27	WS0861410KR	SPRING WASHER 8.6X15X1.4		*		4
28	WS1253010KN	SPRING WASHER 12.5X21.5X3		*		8
29	20243200	STAND CAP, W		*		4
30	B8117223C00	BOLT				4
31	B8118223C00	COVER INSTALLING STAY				2
32	B8171223C00	RUBBER ABSORBER				4
33	B8201223C0A	TABLE,RIGHT				1
34	B8201223C0B	TABLE,LEFT				1
35	B8110223CA0	OIL PAN ASM.				1
36	B8110223C00	OIL PAN		*		1
37	B8111220000	WASHER		*		1
38	B8112220000	OIL SEAL		*		1
39	B8202205000	OIL MANAGEMENT		*		1
40	SL4031481SC	SCREW M3 X 14		*		4
41	B9121012000	OIL CAN				1
42	EA9502B0100	CLIP				1
43	HX00150000J	CLIP				2
44	HX00326000B	BUSH				2
45	PS0400141KH	SPRING PIN 4X14				8
46	HX00150000K	CABLE CLIP				1
47	SL4040891SC	SCREW M4 L=8				1

TABLE COMPONENTS

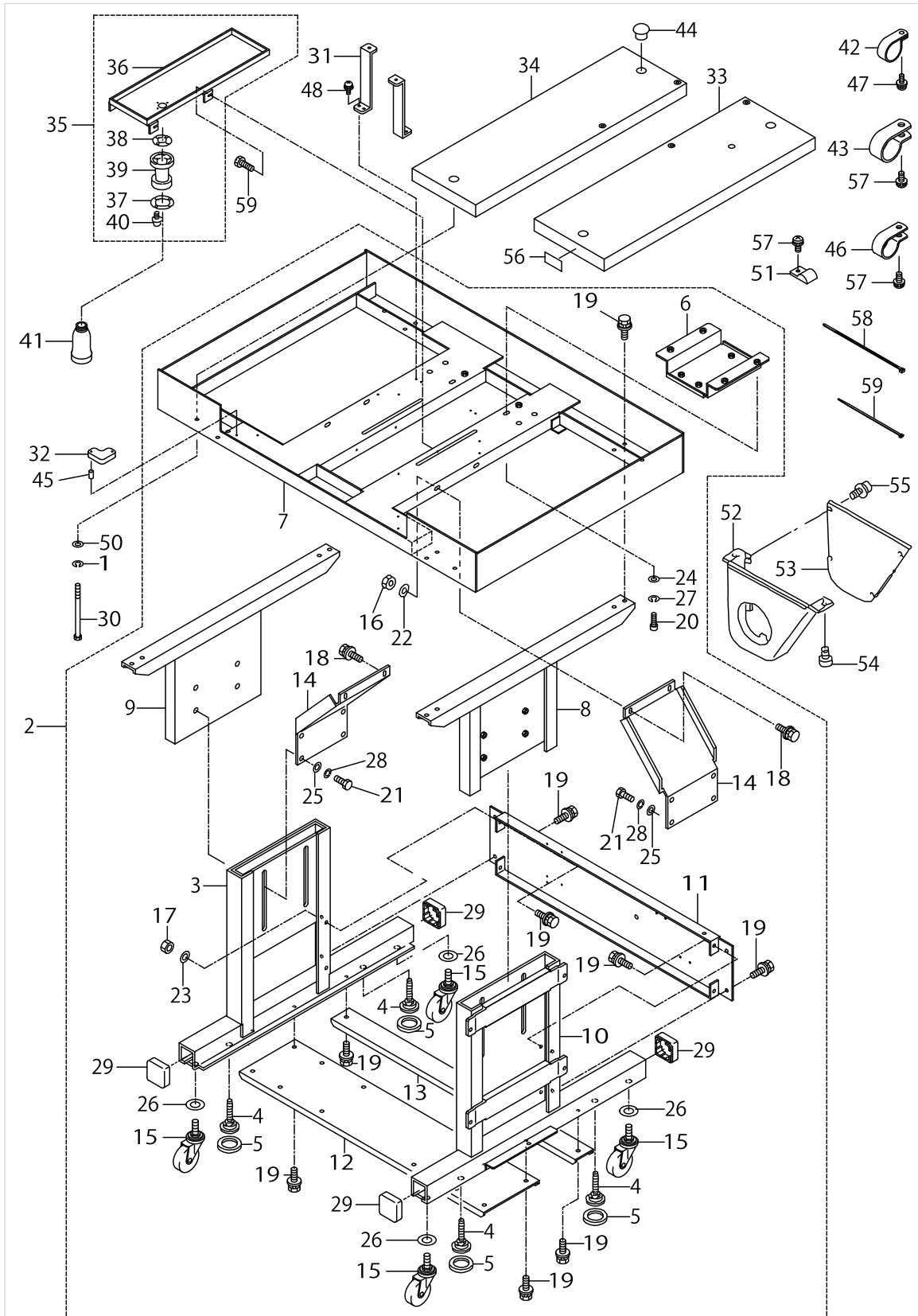
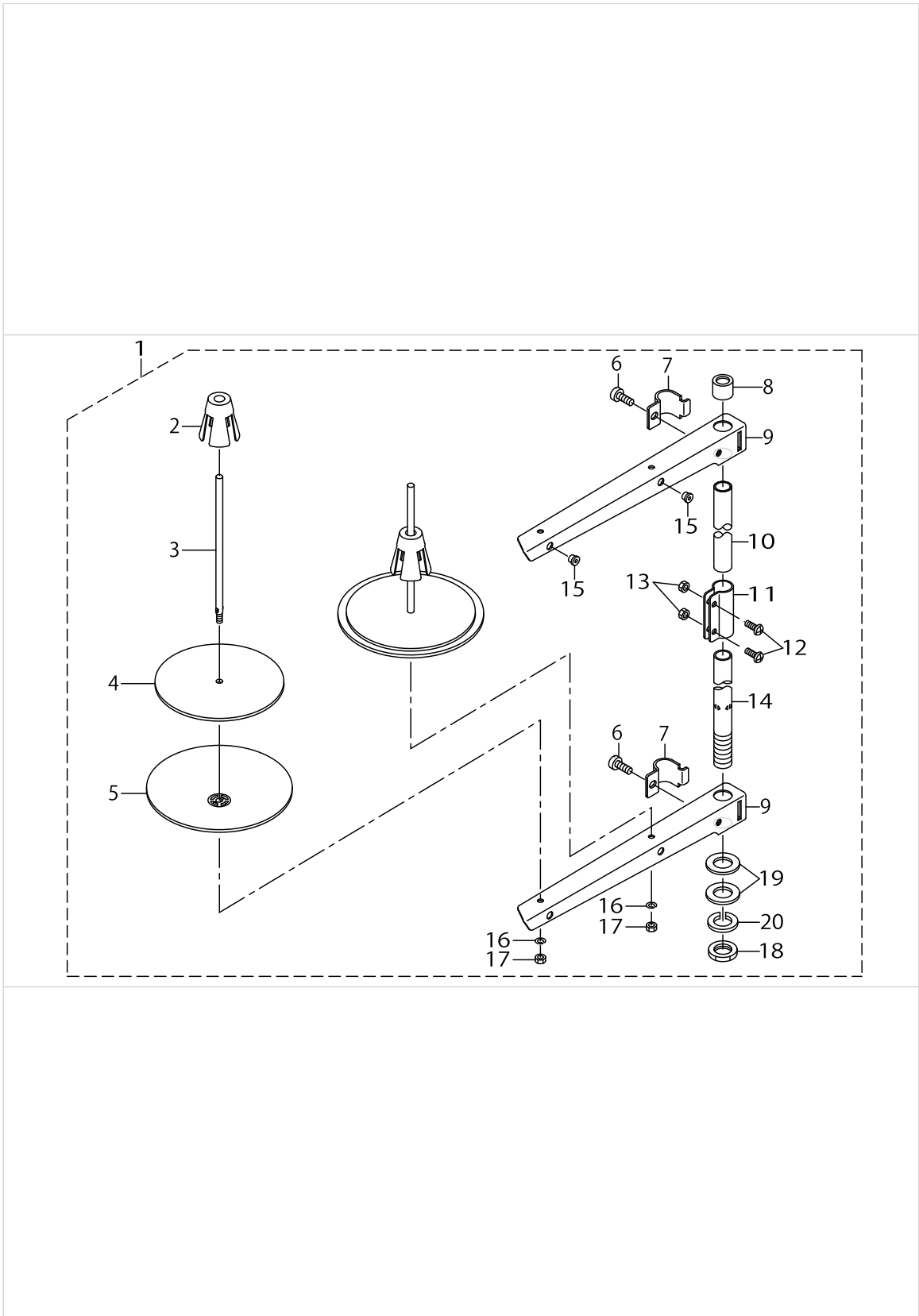


TABLE COMPONENTS

No.	Parts No.	Parts name	Remarks	Level	Cons	Qty
48	SL4041091SC	SCREW M4 L=10				4
49	SM9041250SC	SCREW M4X0.7 L=12				4
50	WP0871602SE	WASHER 8.7X18X1.6				4
51	EA9502B0200	CABLE CLIP C				1
52	B821021000B	MOTOR PULLEY COVER (A)	FOR EXPORT			1
53	B821121000B	MOTOR PULLEY COVER (B)	FOR EXPORT			1
54	SL4051241SE	SCREW	FOR EXPORT			2
55	SL4040691SC	SCREW M4 L=6	FOR EXPORT			6
56	CM500100001	CE MARKING LABEL	FOR JE			1
57	SL4041091SC	SCREW M4 L=10				4
58	HX00065000A	CABLE CLIP				1
59	EA9500B0200	CABLE BAND 150				1

# THREAD STAND COMPONENTS

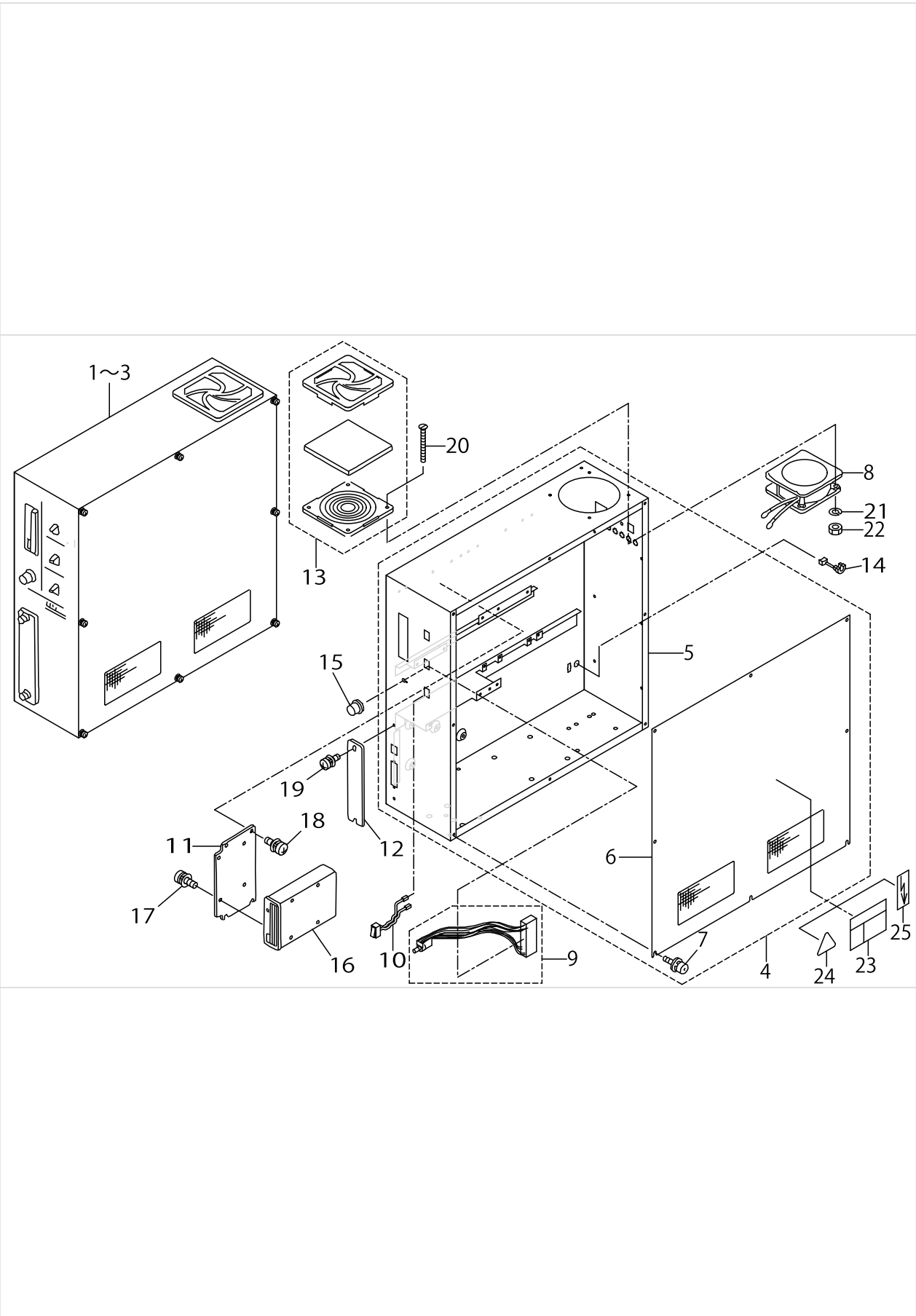


THREAD STAND COMPONENTS

No.	Parts No.	Parts name	Remarks	Level	Cons	Qty
1	22930358	THREAD STAND ASM.				1
2	22931109	SPOOL RETAINER		*		2
3	22931000	SPOOL PIN		*		2
4	22930903	SPOOL REST CUSHION		*		2
5	22930804	SPOOL REST		*		2
6	SM6061610SC	SCREW M6 L=16		*		2
7	22930705	THREAD GUIDE ARM JOINT		*		2
8	22931406	SPOOL REST ROD RUBBER CAP		*		1
9	22930507	SPOOL REST ARM		*		2
10	22930408	SPOOL REST ROD, UPPER		*		1
11	22931307	SPOOL REST ROD JOINT		*		1
12	SM4051405SE	SCREW M5 L=14		*		2
13	NM6050001SE	NUT M5		*		2
14	22930309	SPOOL REST ROD, LOWER		*		1
15	22931208	THREAD GUIDE		*		2
16	WS0510002KN	SPRING WASHER		*		2
17	NM6050001SE	NUT M5		*		2
18	NM6160511SE	NUT M16X1.5		*		1
19	WP1612616SE	WASHER 16X30X2.6		*		2
20	WS1643202KR	SPRING WASHER		*		1



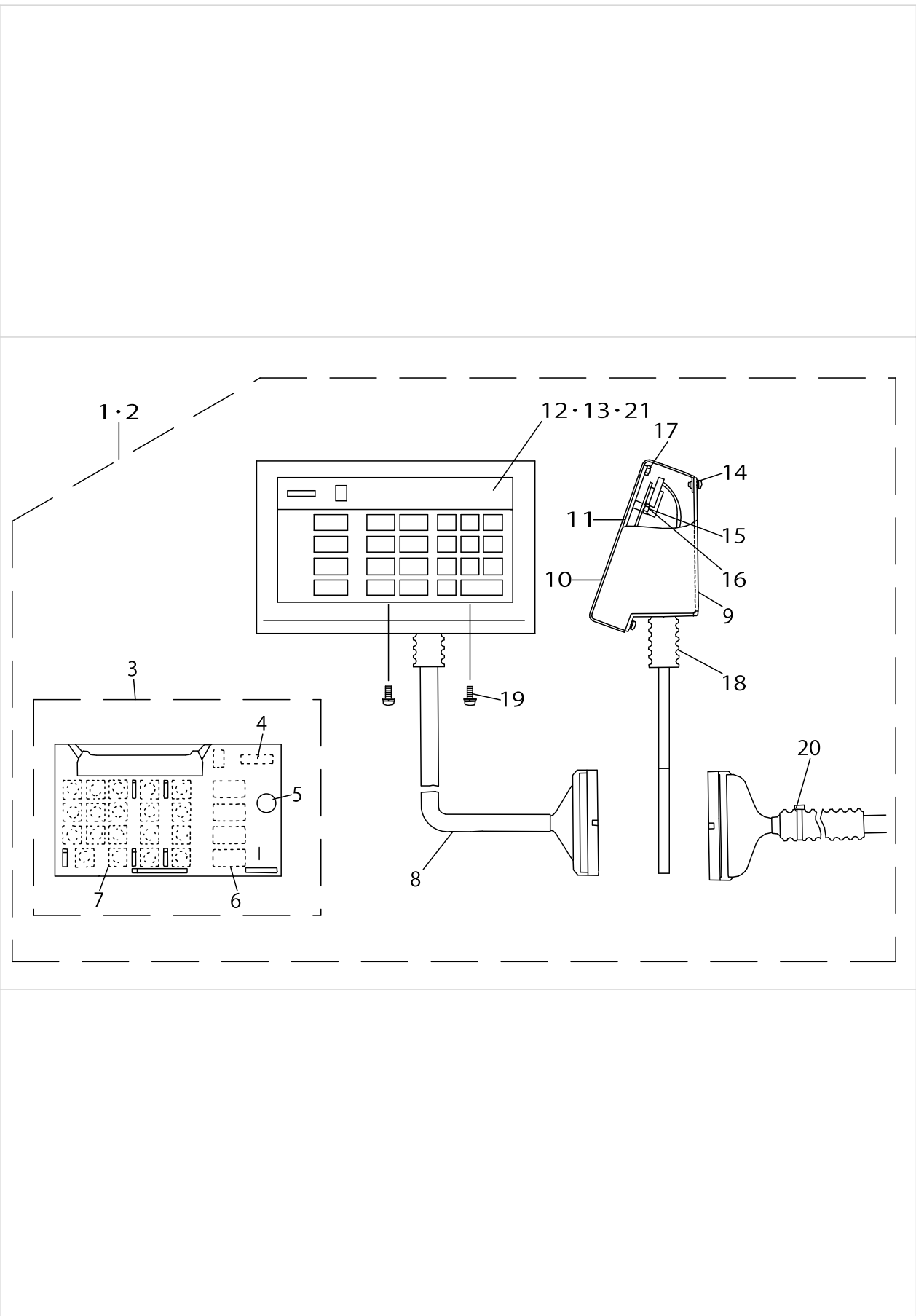
# CONTROL BOX COMPONENTS



CONTROL BOX COMPONENTS

No.	Parts No.	Parts name	Remarks	Level	Cons	Qty
1	M8510522AA0A	CONTOROL BOX ASM.	FOR 100V,200V			1
2	M8510522BA0A	CONTOROL BOX ASM.	FOR 380V			1
3	M8510522CA0A	CONTOROL BOX ASM.	FOR 380V(FOR JE)			1
4	M10015220A0	CONTOROL BOX ASM.				1
5	M1001522000	CONTOROL BOX		*		1
6	M10025220A0	CONTOROL BOX COVER ASM.		*		1
7	SL4041091SC	SCREW M4 L=10		*		8
8	M85045220A0	FAN ASM.				1
9	B85325180A0	SPEED VOLUME ASM.				1
10	M85315180A0	SEESAW SWITCH ASM.				3
11	M1011512000	FDD INSTALLING PLATE				1
12	M1010510000	PLATE				1
13	HM000630010	FILTER				1
14	HX004100000	BUSH				1
15	HX00114000B	KNOB				1
16	HX003840000	FLOPPY DISK 3.5INCH				1
17	SL4030691SC	SCREW M3X6				4
18	SL4041091SC	SCREW M4 L=10				4
19	SL4041091SC	SCREW M4 L=10				2
20	SM1044050SM	SCREW M4X0.7 L=40				4
21	WS0410002KN	SPRING WASHER				4
22	NM6040001SB	NUT M4				4
23	CM300100101	DANGER LABEL (SMALL)	FOR USE IN JAPAN			1
24	CM300100001	LABEL	FOR 380V(FOR JE)			1
25	G6705152U0A	LABEL	FOR EXPORT			1

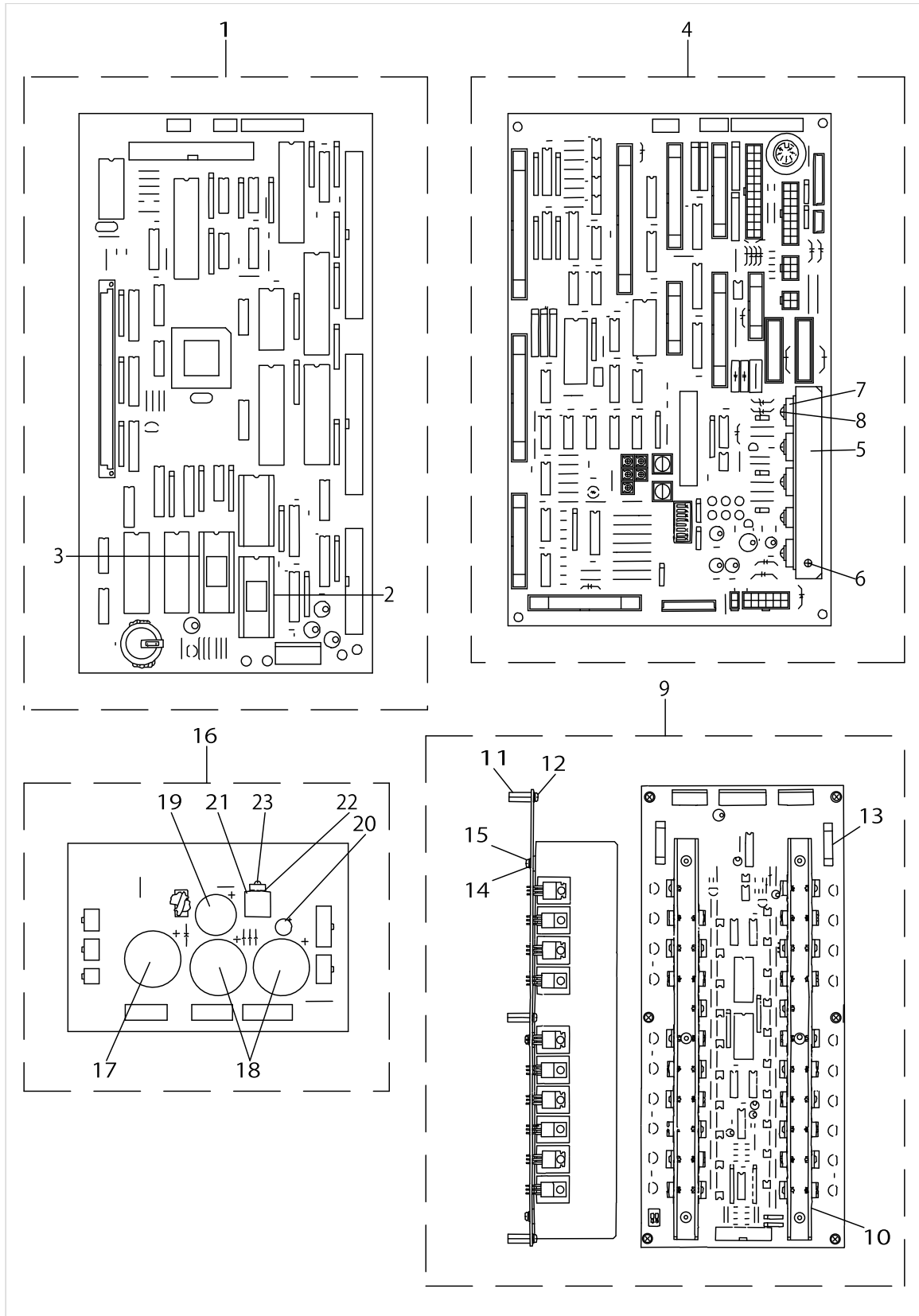
OPERATION BOX COMPONENTS



OPERATION BOX COMPONENTS

No.	Parts No.	Parts name	Remarks	Level	Cons	Qty
1	M8570517AB0	OPERATION BOX A ASM.	FOR USE IN JAPAN			1
2	M8570517BB0	OPERATION BOX B ASM.	FOR EXPORT			1
3	M8670510AA0	OPERATION PCB A ASM.		*		1
4	HG003280000	DIODE (LD701VR)		*		1
5	HX001530000	BUZZER 1		*		1
6	HG003290000	DIODE (LA301VLL)		*		13
7	HA001410000	KEY SWITCH		*		19
8	M90505170A0	OPERATION BOX COVER		*		1
9	M1074517000	OPERATION BOX INSIDE COVER		*		1
10	M1081518000	OPERATION BOX COVER		*		1
11	M1082518000	OPERATION BOX BASE COVER		*		1
12	M300451300G	PANEL SHEET(DOMESTIC)	FOR USE IN JAPAN	*		1
13	M30045180A0	OPERATION PANEL SHEET ASM.	FOR EXPORT	*		1
14	SL4030681SC	SCREW M3 L=6		*		4
15	NM6030001SC	NUT M3		*		6
16	WP0320500SC	WASHER M3		*		6
17	NM6030001SC	NUT M3		*		4
18	HX00307000C	CABLE CLAMP		*		0.1
19	SL4040881SC	SCREW M4 L=8		*		2
20	EA9500B0100	CABLE BAND		*		1
21	M3012518000	OPERATION PANEL SHEET (KOREA)	SELECTIVE PARTS	*		1

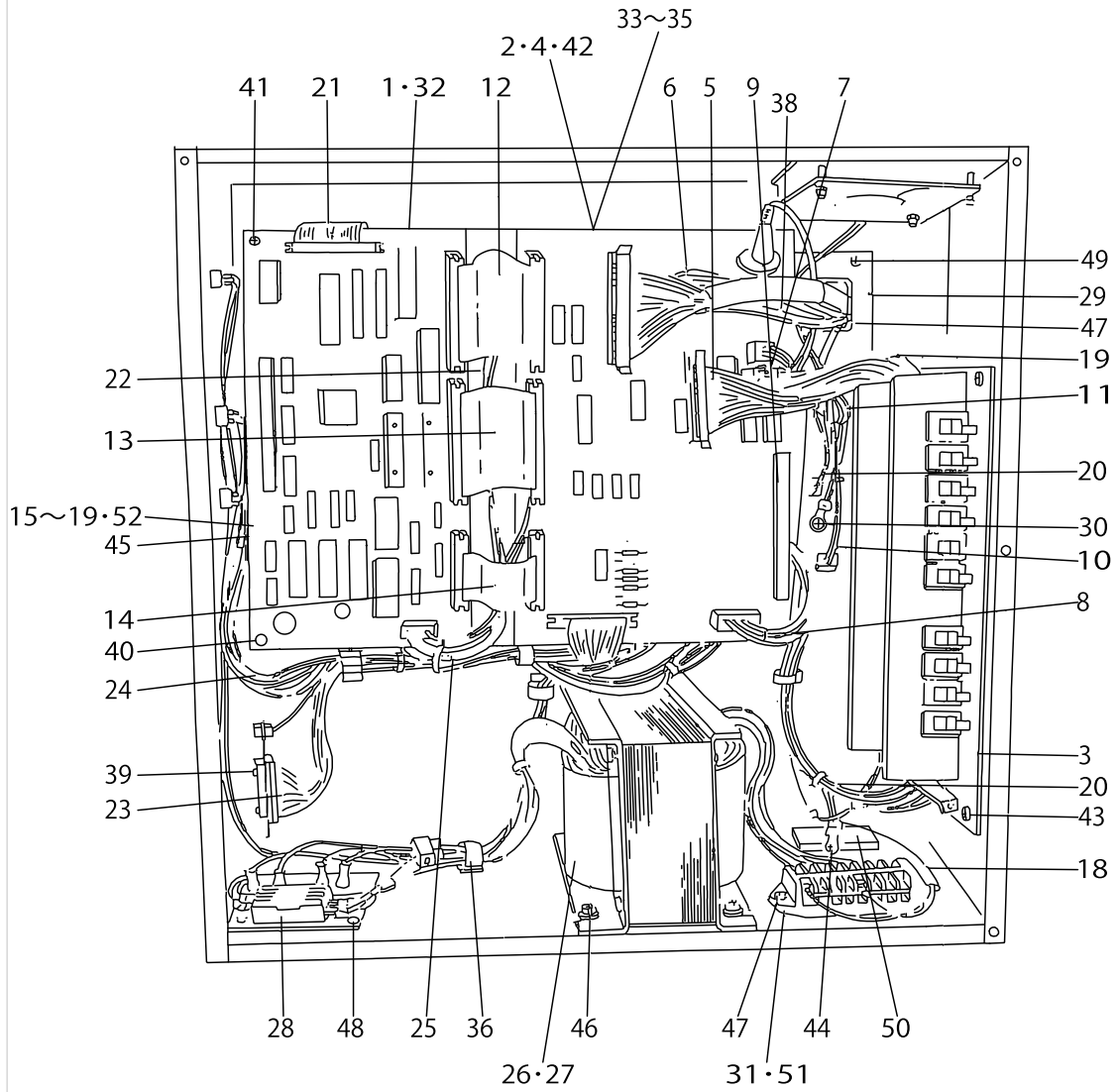
CIRCUIT BOARD COMPONENTS



CIRCUIT BOARD COMPONENTS

No.	Parts No.	Parts name	Remarks	Level	Cons	Qty
1	M8601518EB0	CPU PCB E ASM.				1
2	HL014530026	IC		*		1
3	HL014530027	IC		*		1
4	M86025290B0A	I/F PCB ASM.				1
5	M1001521000	HEAT SINK PLATE		*		1
6	SL4030891SC	SCREW M3X8		*		2
7	HT002570000	TRANSISTOR		*		3
8	SL4030881SC	SCREW M3X8		*		5
9	M8602522AA0	PMDC PCB A ASM.				1
10	M1003522000	HEAT SINK		*		2
11	HX001990000	PARTS		*		6
12	SL4030891SC	SCREW M3X8		*		6
13	E9628252000	FUSE 7A		*		2
14	HX00337000B	PARTS		*		6
15	SL4040891SC	SCREW M4 L=8		*		6
16	M86015220A0	POWER BOARD ASM.				1
17	HC021801030	ELECTROLYSYS ALUMINUM		*		1
18	HC040002720	ELECTROLYSYS ALUMINUM		*		2
19	HC041101020	ELECTROLYSYS ALUMINUM		*		1
20	HC025202210	CONDENSER 220MF		*		1
21	HX001180000	HEAT SINK		*		1
22	HX002410000	COOL SINK		*		1
23	SL4030881SC	SCREW M3X8		*		1

POWER SUPPLY & CORD COMPONENTS

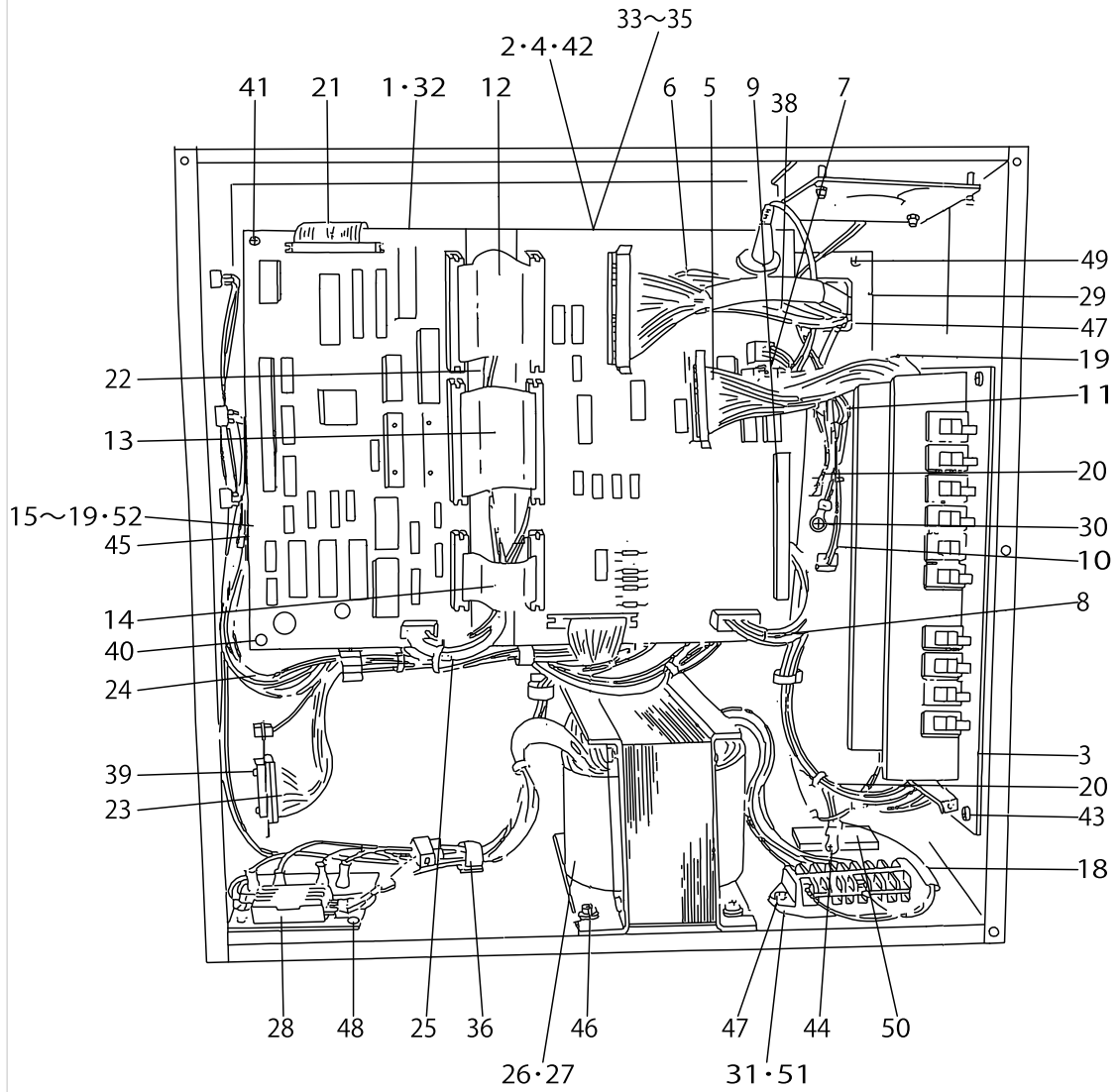


POWER SUPPLY & CORD COMPONENTS

No.	Parts No.	Parts name	Remarks	Level	Cons	Qty
1	M8601518EB0	CPU PCB E ASM.				1
2	M86025290B0A	I/F PCB ASM.				1
3	M8602522AA0	PMDC PCB A ASM.				1
4	M86015220A0	POWER BOARD ASM.				1
5	M90075220A0	TRUNK CODE ASM.				1
6	M90065220A0	SENSOR TRUNK CODE ASM.				1
7	M90125220A0	TRUNK CODE ASM.				1
8	M90035220A0	POWER CODE ASM.				1
9	M90085220A0	TRUNK CODE ASM.				1
10	M90085210A0	PEDAL SWITCH TRUNK CORD ASM.				1
11	M90095210A0	PK-47 TRUNK CORD ASM.				1
12	M90105210A0	SIGNALING CORD A ASM.				1
13	M90115210A0	SIGNALING CORD B ASM.				1
14	M90125210A0	SIGNALING CORD C ASM.				1
15	M85055220A0	REGULATOR ASM.				1
16	M8511512000	SWITCHING POWER				1
17	M90095220A0	MOTOR CODE ASM.	EXCEPT JE			1
18	M90165220A0	AC CABLE ASM.				1
19	M90155220A0	CODE ASM.				1
20	M90015220A0	PMDC POWER CODE ASM.PO				1
21	M85465120A0	FDD SIGNALING CORD ASM.				1
22	M90025220A0	FDD POWER CODE ASM.				1
23	M85515120A0	PGM-1 SIGNALING CORD ASM.				1
24	M90045220A0	POWER CODE ASM.				1
25	M90055220A0	CPU POWER CODE ASM.				1
26	M8502522CA0	POWER TRANS C ASM.	FOR 100V~250V			1
27	M8502522DA0	POWER TRANS D ASM.	FOR 220V~440V(FOR EXPORT)			1
28	M85035220A0	RECTIFIER ASM.				1
29	17845009	CORD FITTING PLATE				1
30	HK038450010	TERMINAL				1
31	HK045550080	TERMINAL	EXCEPT JE			1
32	HX004150000	BOARD SUPPORT				2
33	HX004150000	BOARD SUPPORT				2
34	HX001470000	PCB HOLDER				1
35	HX004150000	BOARD SUPPORT				3
36	HX00024000C	CORD CLAMP				1
37	HX004070000	BUSH				1
38	HX002890000	BEADE BAND				1
39	SL4030881SC	SCREW M3X8				2
40	SL4030891SC	SCREW M3X8				2
41	SL4030891SC	SCREW M3X8				2
42	SL4030891SC	SCREW M3X8				3
43	SL4040881SC	SCREW M4 L=8				6
44	SL4041091SC	SCREW M4 L=10				2
45	SL4030891SC	SCREW M3X8				2
46	SL4061091SC	SCREW				4
47	SL4042091SC	SCREW M4X0.7 L=20				2



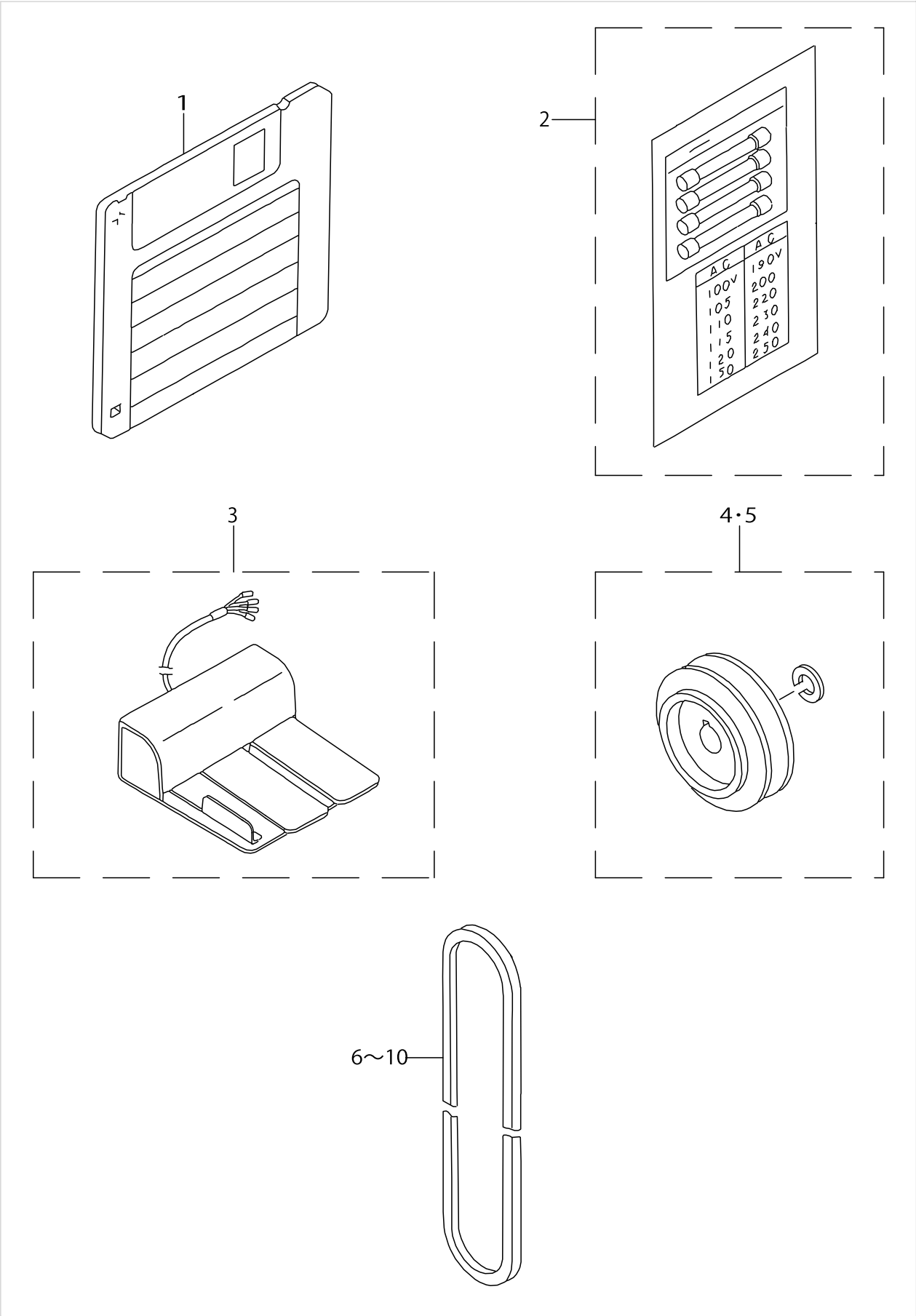
POWER SUPPLY & CORD COMPONENTS



POWER SUPPLY & CORD COMPONENTS

No.	Parts No.	Parts name	Remarks	Level	Cons	Qty
48	SL4041091SC	SCREW M4 L=10				3
49	SL4041091SC	SCREW M4 L=10				2
50	M1011518000	EARTH PLATE A	FOR JE			1
51	M85415180A0	TERMINAL ASM.	FOR JE			1
52	M9009522AA0	MOTOR CODE ASM.	FOR JE			1

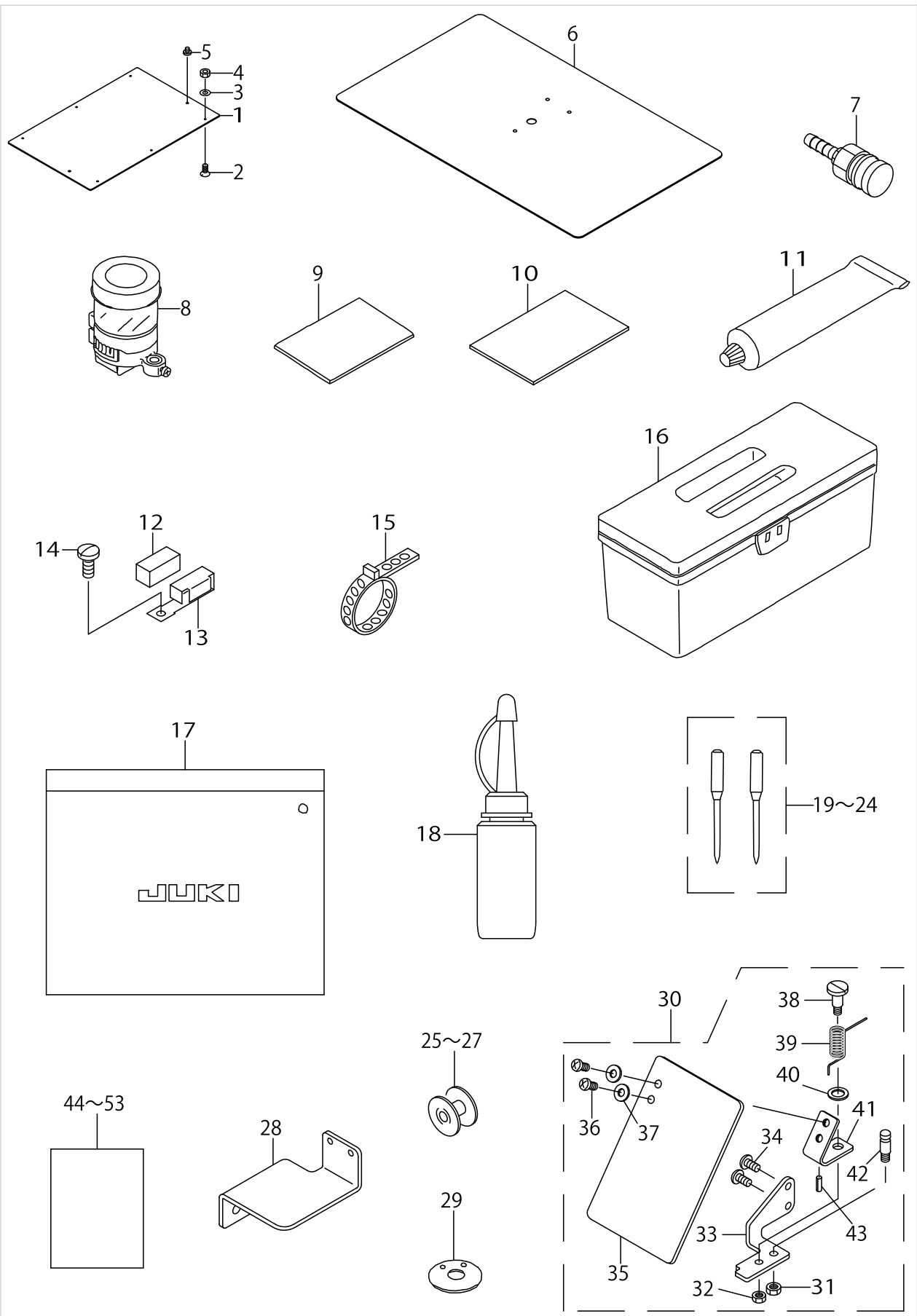
PEDAL & ELECTRIC EQUIPMENT ACCESSORIES PART COMPONENTS



PEDAL & ELECTRIC EQUIPMENT ACCESSORIES PART COMPONENTS

No.	Parts No.	Parts name	Remarks	Level	Cons	Qty
1	M8902522000	SERVICE DISK				1
2	M85995120A0	ACCESSORIES ASM.				1
3	GPK470010AB	3-PEDAL ASM.				1
4	MTSE8110702	PULLEY P.C.D. 45	FOR 60HZ			1
5	MTSE8110704	PULLEY P.C.D. 55	FOR 50HZ			1
6	MTJVM004700	V-BELT, 47 INCH	SELEVTIVE PARTS			1
7	MTJVM004800	V-BELT, 48 INCH	SELEVTIVE PARTS			1
8	MTJVM004900	V-BELT, 49 INCH	SELEVTIVE PARTS			1
9	MTJVM005000	V-BELT, 50INCH	SELEVTIVE PARTS			1
10	MTJVM005100	V-BELT,51 INCH	SELEVTIVE PARTS			1

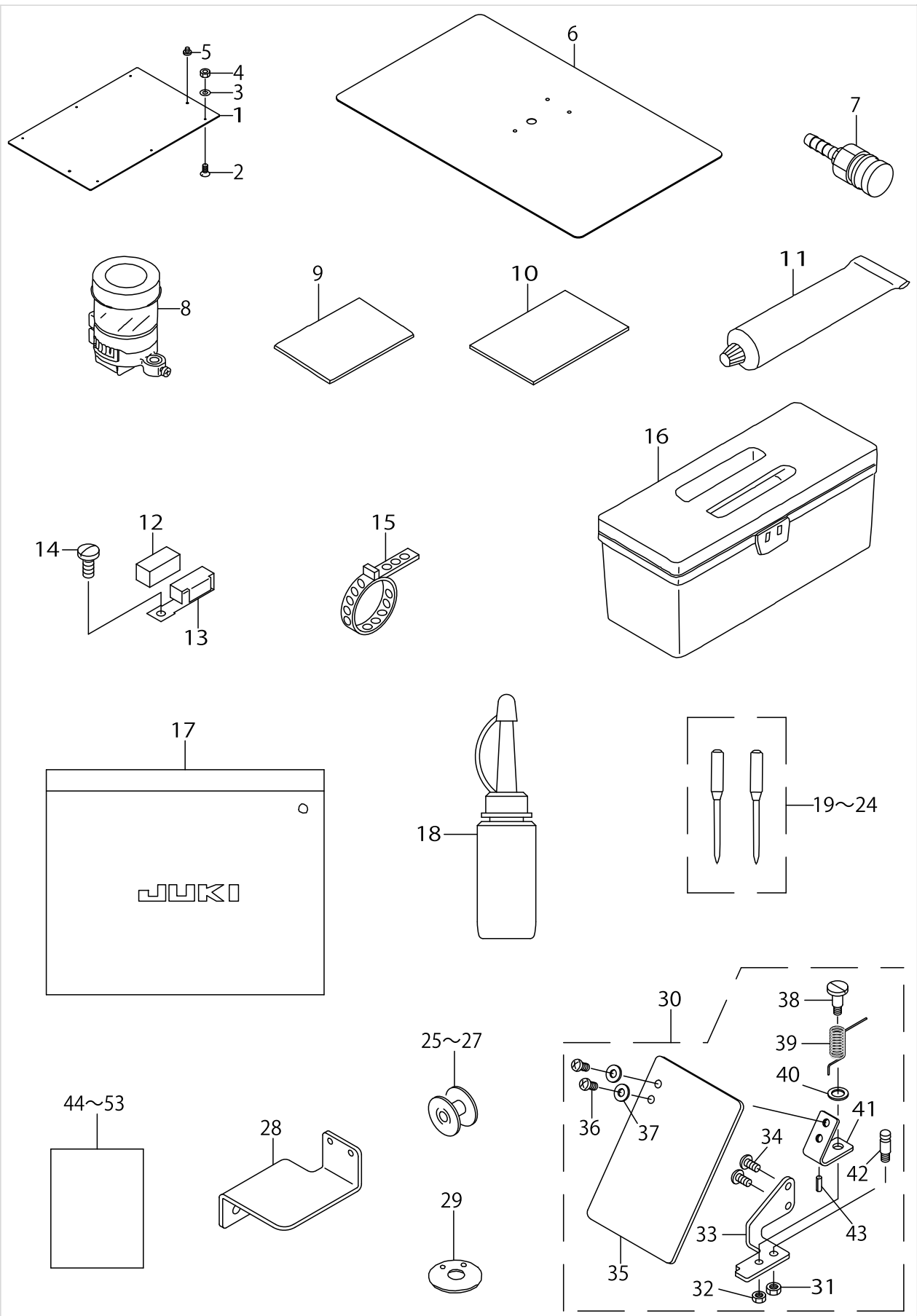
ACCESSORIES PART COMPONENTS



ACCESSORIES PART COMPONENTS

No.	Parts No.	Parts name	Remarks	Level	Cons	Qty
1	B2557224C00	PLASTIC BLANK PLATE.				2
2	SS2111010TP	SCREW 11/64-40 L=9.5				6
3	WP0450000SD	WASHER 4.5X8X0.5				6
4	B1626850000	ADJUSTING NUT				6
5	SS7090410SP	SCREW 9/64-40 L= 3.5				2
6	B1170224C00	AUXILIARY COVER SHEET.				1
7	PJ309520001	SOCKET				1
8	MAXAP30EX00	SILICON TANK	G TYPE			1
9	B2591220000	RUBBER SHEET				1
10	B2564223C00	SPONGE				1
11	13525506	GREASE TUBE				1
12	B1131528000	FELT				1
13	10102259	THREAD GUIDE ASM. F				1
14	SS7090910SP	SCREW 9/64-40 L= 8.5				1
15	PB000010000	HOSE BAND				1
16	B8601WP10A0	TOOL BOX ASM.				1
17	B9101552000	ACCESSORY BOX				1
18	B91212200A0	OILER (CONTAINING NO.2 OIL)				1
19	MDP500B1402	NEEDLE DPX5#14-2	S TYPE(EXCPT JE)			1
20	MC200501002	NEEDLE 134 #100-2	S TYPE(FOR JE)			1
21	MDP170B1802	NEEDLE DPZ17#18-2	H TYPE(EXCPT JE)			1
22	MDP170B2302	NEEDLE DPX17#23-2	G TYPE(EXCPT JE)			1
23	MC372001102	NEEDLE SY3355 #110-2	H TYPE(FOR JE)			1
24	MC372001602	NEEDLE SY3355 #160-2	G TYPE(FOR JE)			1
25	B1805205000	BOBBIN	S TYPE			1
26	B180520500B	BOBBIN	H TYPE			1
27	B1805210A00	BOBBIN	G TYPE			1
28	B2535210000	TANK BASE	G TYPE			1
29	B242621000G	NEEDLE HOLE GUIDE D=3	G TYPE			1
30	13551254	SAFETY PLATE ASM.				1
31	NS6120310SP	NUT 3/16-28		*		1
32	NS6110310SP	NUT 11/64-40		*		1
33	13551205	SAFETY PLATE INSTALLING BASE		*		1
34	SS4110715SP	SCREW 11/64-40 L=7		*		2
35	B3120372000	SAFETY PLATE		*		1
36	SS4110715SP	SCREW 11/64-40 L=7		*		2
37	WP0450801SD	WASHER 4.5X10X0.8		*		2
38	SD0601021SP	HINGE SCREW D=6 H=10.2		*		1
39	13943204	SAFETY PLATE RETURN SPRING		*		1
40	WP0740516SP	WASHER 7.4X11.8X0.5		*		1
41	B3121372000	SAFETY PLATE INSTALLING PLATE		*		1
42	B1506352000	TENSION SPRING RACK B		*		1
43	PS0200062KH	SPRING PIN 2X6		*		1
44	29146800	AMS-215 LIST,JAPANESE	FOR USE IN JAPAN			1
45	29156502	AMS-215C JAPANESE MANUAL	FOR USE IN JAPAN			1
46	29156809	AMS-215 BODY LIST,JAPANESE	FOR USE IN JAPAN			1
47	29194008	INST. MANUAL, AMS-224C, JAP.	FOR USE IN JAPAN			1

ACCESSORIES PART COMPONENTS

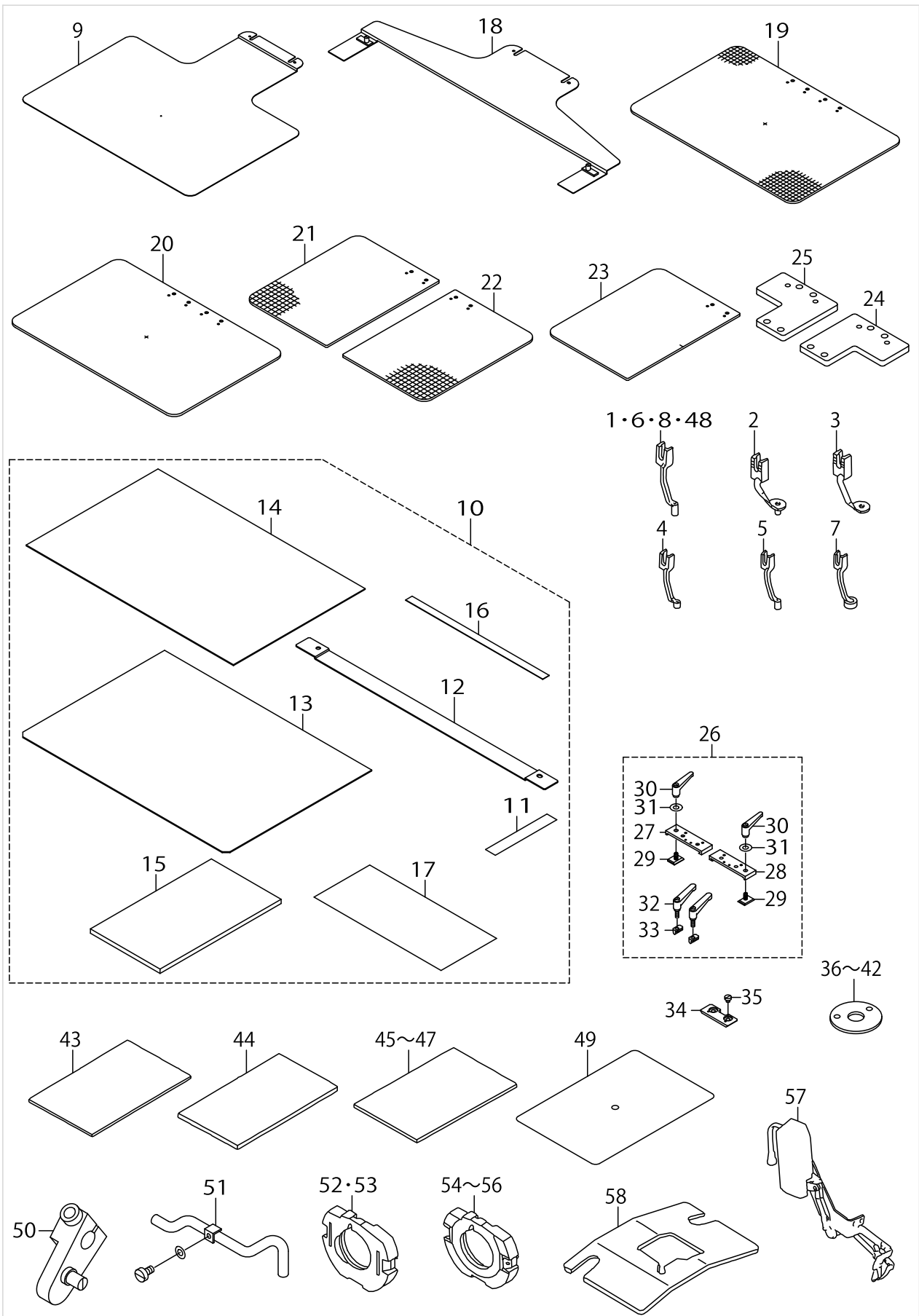


ACCESSORIES PART COMPONENTS

No.	Parts No.	Parts name	Remarks	Level	Cons	Qty
48	29156601	INST. MANUAL, AMS-215C (ENG.)	FOR EXPORT			1
49	29156908	AMS-215 BODY LIST,ENGLISH	FOR EXPORT			1
50	29194107	AMS-224C INSTRUCTION MANUAL	FOR EXPORT			1
51	29150000	AMS-215 LIST,ENGLISH	FOR EXPORT			1
52	29156700	AMS-215C BODY LIST	FOR JE			1
53	29194206	AMS-224C INSTRUCTION MANUAL	FOR JE			1



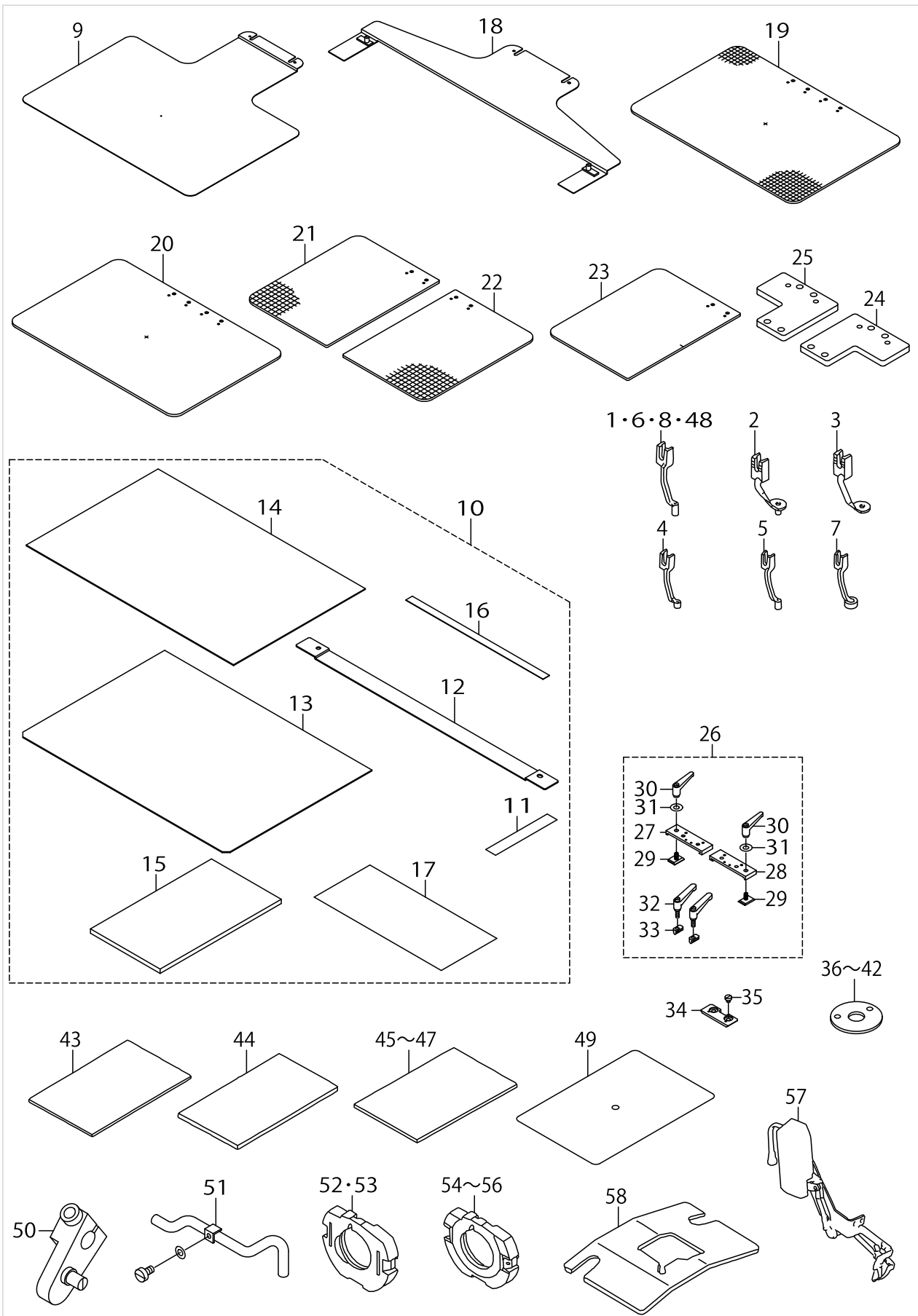
OPTIONAL PART COMPONENTS



OPTIONAL PART COMPONENTS

No.	Parts No.	Parts name	Remarks	Level	Cons	Qty
1	B160122000B	INTERMEDIATE PRESSER B				1
2	B160122000C	INTERMEDIATE PRESSER C				1
3	B160122000D	INTERMEDIATE PRESSER D				1
4	B160122000E	INNER PRESSER (E)				1
5	B160122000F	INNER PRESSER (F)				1
6	B160122000G	INNER PRESSER G				1
7	B16012200A0	INNER PRESSER FOOT ASM.				1
8	B1601220000	INTERMEDIATE PRESSER A				1
9	B2556224C0A	LOWER PLATE BLANK.				1
10	B2582224CA0	CASSETTE PRESSER ASM.				1
11	B2572229000	FILAMENT TAPE		*		2
12	B2582224C00	CASSETTE PRESSER BASE PLATE.		*		1
13	B2583224C00	CASSETTE PRESSER LOWER PLATE.		*		1
14	B2584224C00	CASSETTE PRESSER UPPER PLATE.		*		1
15	B2588220000	WORK CLAMP PAPER MATERIAL (B)		*		2
16	B2589223C00	CASSETTE PRESSER SPACER		*		1
17	B2646215000	TAPE		*		1
18	B2581224CA0	CASSETTE PRESSER FIXING PLATE.				1
19	B2620223C00	FEEDING FRAME BLANK				1
20	B2621223C00	FEEDING FRAME BLANK				1
21	B2622223C00	FEEDING FRAME BLANK, RIGHT				1
22	B2623223C00	FEEDING FRAME BLANK, LEFT				1
23	B2626223C00	FEEDING FRAME BLANK PLATE				1
24	B2630215AA0	SLIDING PLATE ASM. RIGHT				1
25	B26302150A0	SLIDING PLATE ASM. LEFT				1
26	B26402150B0	CLAMP ASM.				1
27	B26402150A0	FEEDING FRAME BLANK RIGHT		*		1
28	B2640215AA0	FEEDING FRAME BLANK LEFT		*		1
29	B26432150A0	SETTING PLATE ASM.		*		2
30	B5116210000	CLAMP LEVER		*		2
31	WP0650876SD	WASHER 6.5X13X0.8		*		2
32	B5115210000	FEEDING FRAME CLAMP LEVER		*		2
33	B2645215000	LOWER PLATE		*		2
34	B26412150A0	SLIDE ASM.				2
35	SS6150610SP	SCREW 15/64-28 L=5.5				4
36	B242621000A	NEEDLE HOLE GUIDE D=1.6				1
37	B242621000B	NEEDLE HOLE GUIDE D=2.0				1
38	B242621000C	NEEDLE HOLE GUIDE D=1.6				1
39	B242621000D	NEEDLE HOLE GUIDE D=2.4				1
40	B242621000F	NEEDLE HOLE GUIDE D=3.0				1
41	B242621000G	NEEDLE HOLE GUIDE D=3				1
42	B242621000H	NEEDLE HOLE GUIDE D=3.0				1
43	B2587220000	WORK CLAMP PAPER MATERIAL (A)				1
44	B2588220000	WORK CLAMP PAPER MATERIAL (B)				1
45	B259522000A	PRESSER CLOTH SHEET				1
46	B259522000B	PRESSER CLOTH SHEET B				1
47	B259522000C	PRESSER CLOTH SHEET				1

OPTIONAL PART COMPONENTS

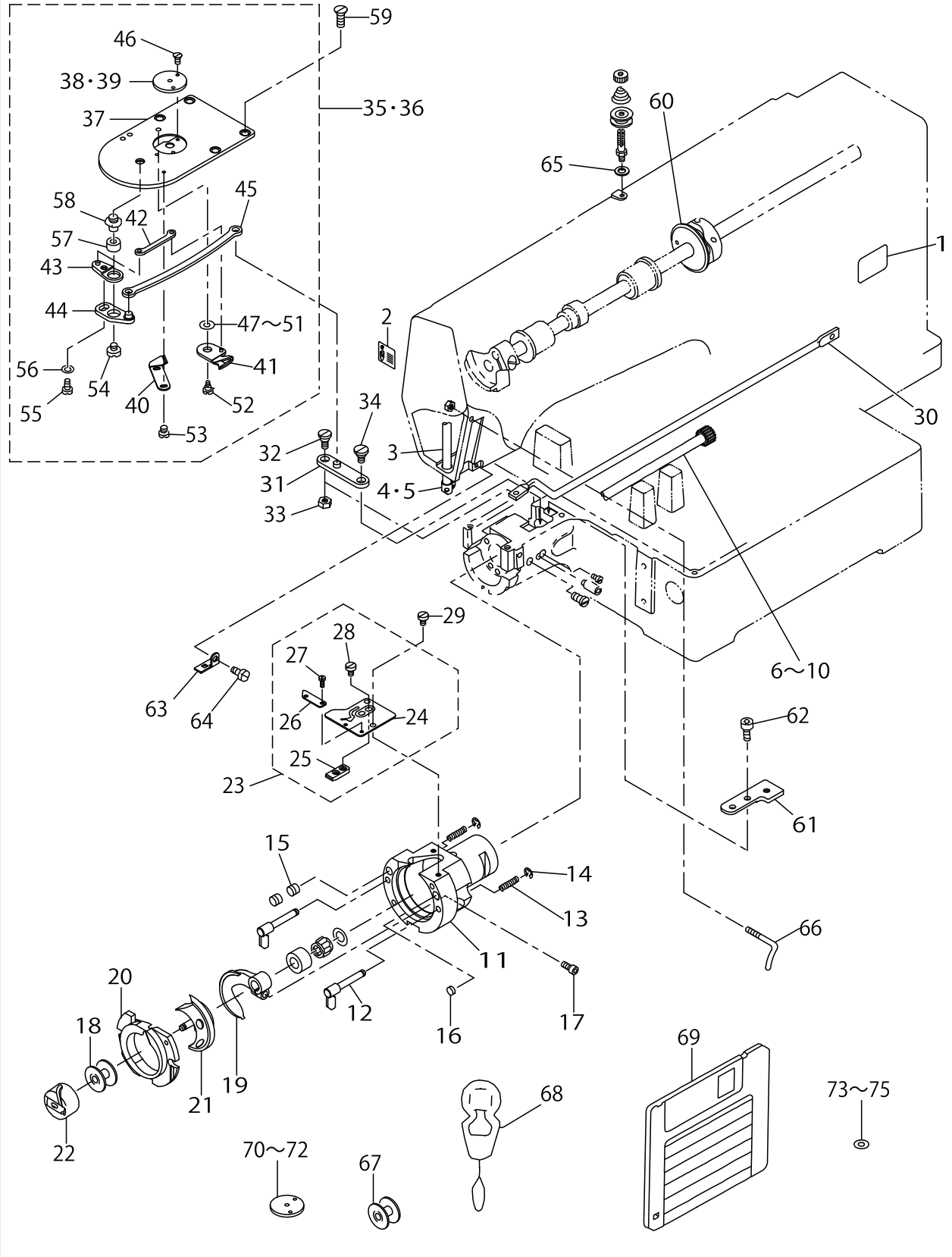


OPTIONAL PART COMPONENTS

No.	Parts No.	Parts name	Remarks	Level	Cons	Qty
48	B160122000H	INNER PRESSER, H				1
49	B1170224C00	AUXILIARY COVER SHEET.				1
50	B23162150A0	CONNECTING ARM ASM.				1
51	B47202150B0	NEEDLE COOLER ASM.				1
52	B18172050A0	SHUTTLE RACE RING ASM.				1
53	B18172050AB	SHUTTLE RACE RING ASM.				1
54	B18172100A0	SHUTTLE RACE RING COMPL.				1
55	B18172100AB	SHUTTLE RACE RING B ASM.				1
56	B18172100AC	SHUTTLE RACE RING C COMPL.				1
57	B21202150A0	NEEDLE THREAD CLAMP DEVICE				1
58	B1815210A00	SHUTTLE UPPER SPRING				1

AMS-224P EXCLUSIVE PART COMPONENTS (1)

(Caution) Please understand that the specifications of the current AMS-224C cannot be modified to those of the AMS-224P.  
 (注意) 現行のAMS-224CからAMS-224Pへ改造による仕様変更はできません。ご了承ください。

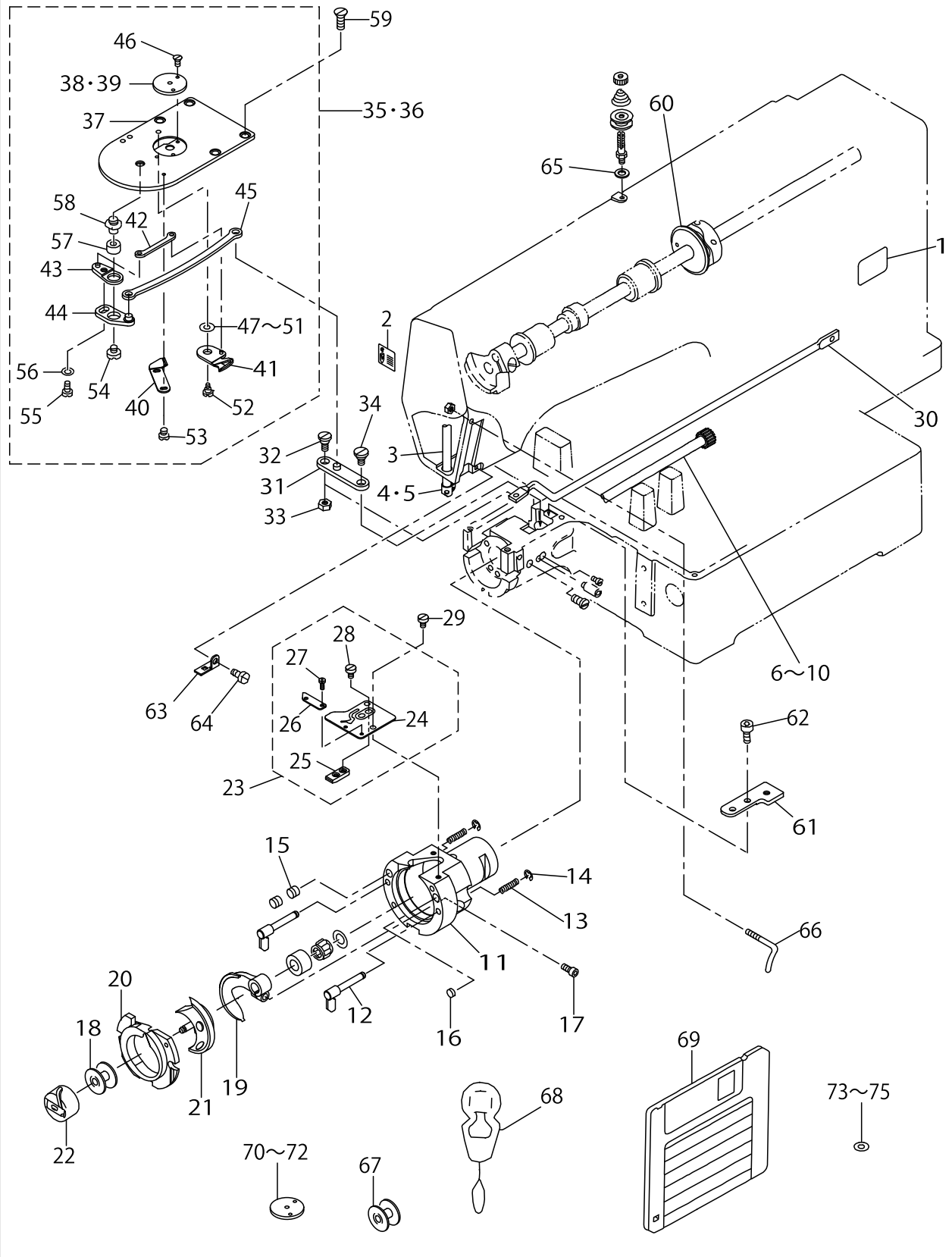


AMS-224P EXCLUSIVE PART COMPONENTS (1)

No.	Parts No.	Parts name	Remarks	Level	Cons	Qty
1	B1114223P00	MODEL NAME PLATE				1
2	B1191215P00	NEEDLE SETTING LABEL				1
3	B1401215P00	NEEDLE BAR				1
4	B1405215P00	THREAD GUIDE A				1
5	B1406215P00	THREAD GUIDE H	FOR HEAVY-WEIGHT MATERIAL			1
6	B1811223PAA	SHUTTLE DRIVING SHAFT ASM.(A)	SELECTIVE PARTS			1
7	B1811223PAB	SHUTTLE DRIVING SHAFT ASM.(B)	SELECTIVE PARTS			1
8	B1811223PAC	SHUTTLE DRIVING SHAFT ASM.(C)	SELECTIVE PARTS			1
9	B1811223PAY	SHUTTLE DRIVING SHAFT ASM.(Y)	SELECTIVE PARTS			1
10	B1811223PAZ	SHUTTLE DRIVING SHAFT ASM.(Z)	SELECTIVE PARTS			1
11	B1814215P00	SHUTTLE				1
12	B1820215PA0A	INNER HOOK PRESSER ASM.				2
13	B1822215P00	INNER HOOK PRESSER SPRING				2
14	RE0300000K0	E-RING 3				2
15	B1226552000	ROLLER FELT				2
16	13529607	SHUTTLE PACKING				1
17	SS6121212TP	SCREW 3/16-28 L=12.0				1
18	B1805215P00	BOBBIN				1
19	B1812215P00	SHUTTLE DRIVER				1
20	B1817215PA0	SHUTTLE RACE RING ASM.				1
21	B1818215P00	SHUTTLE				1
22	B1828215PA0	BOBBIN CASE ASM.				1
23	B1815215PA0	SHUTTLE UPPER SPRING ASM.				1
24	B1815215P00	SHUTTLE UPPER SPRING		*		1
25	B1840215P00	LOOP RECEIVING PLATE		*		1
26	B1841215P00	LOWER THREAD HOLDER		*		1
27	SS6060220SP	SCREW 3/32-56 L= 2.0		*		2
28	SS6090420SP	SCREW 9/64-40 L= 4.0		*		2
29	SS6090420SP	SCREW 9/64-40 L= 4.0		*		2
30	B2413223P00	KNIFE DRIVING BAR				1
31	B2430215PA0	CONNECTING ARM ASM.				1
32	SD0640326TP	HINGE SCREW				1
33	NS6110310SP	NUT 11/64-40				1
34	SD0640326TP	HINGE SCREW				1
35	B2425215PA0	NEEDLE PLATE ASM.				1
36	B2425215PAB	NEEDLE PLATE ASM., H	FOR HEAVY-WEIGHT MATERIAL			1
37	B2425215P00	NEEDLE PLATE		*		1
38	B2426215P0A	NEEDLE HOLE GUIDE D=1.6		*		1
39	B2426215P0B	NEEDLE HOLE GUIDE D=2.0	FOR HEAVY-WEIGHT MATERIAL	*		1
40	B2424215P00	COUNTER KNIFE		*		1
41	B2421215PA0	MOVING KNIFE ASM.		*		1
42	B2418215P00	MOVING KNIFE LINK		*		1
43	B2415215PA0	TRIMMING LEVER ASM. (SMALL)		*		1
44	B2414215PA0	MOVING KNIFE DRIVING LEVER ASM		*		1
45	B2432215P00	THREAD TRIMMING ROD		*		1
46	SS1060210TP	SCREW 3/32-56 L=2.2		*		2
47	B242328000C	MOVING KNIFE WASHER C	SELECTIVE PARTS	*		1

AMS-224P EXCLUSIVE PART COMPONENTS (1)

(Caution) Please understand that the specifications of the current AMS-224C cannot be modified to those of the AMS-224P.  
 (注意) 現行のAMS-224CからAMS-224Pへ改造による仕様変更はできません。ご了承ください。

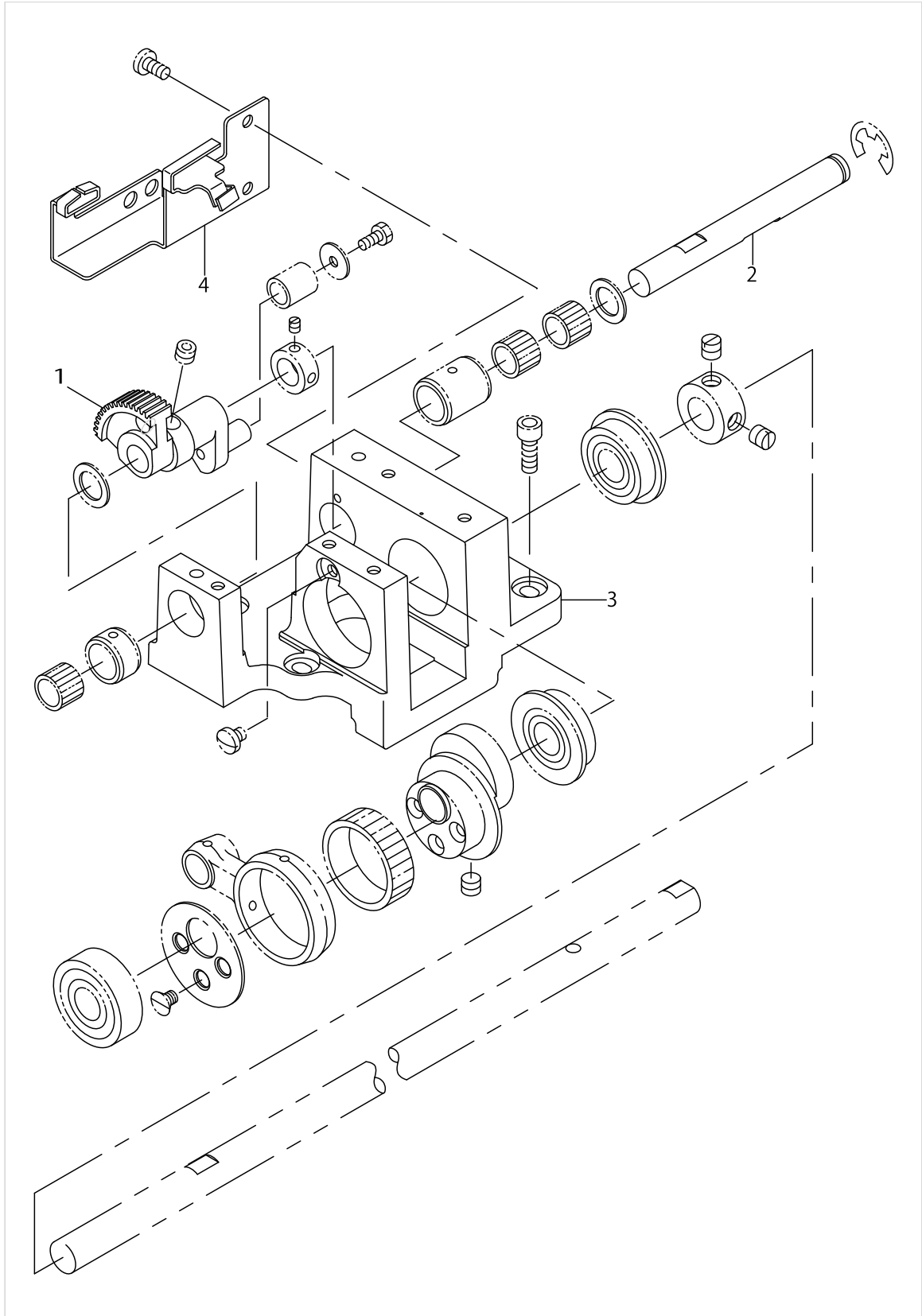


AMS-224P EXCLUSIVE PART COMPONENTS (1)

No.	Parts No.	Parts name	Remarks	Level	Cons	Qty
48	B242328000D	MOVING KNIFE WASHER D	SELECTIVE PARTS	*		1
49	B242328000E	MOVING KNIFE WASHER E	SELECTIVE PARTS	*		1
50	B242328000F	MOVING KNIFE WASHER F	SELECTIVE PARTS	*		1
51	B242328000G	MOVING KNIFE WASHER G	SELECTIVE PARTS	*		1
52	B2417210000	MOVING KNIFE HINGE SCREW		*		1
53	SS7060310SP	SCREW 3/32-56 L=3		*		2
54	SS6110430TP	SCREW 11/64-40 L= 4.0		*		1
55	SS7110740TP	SCREW 11/64-40 L=7		*		1
56	WP0450846SP	WASHER		*		1
57	B2416280000	THREAD CUTTING LEVER RING		*		1
58	B2417280000	THREAD CUTTER LEVER SHAFT		*		1
59	SS1110640TP	SCREW 11/64-40 L= 5.5				4
60	B2401215P00	THREAD TRIMMING CAM				1
61	B2431215P00	CONNECTING BASE				1
62	SS6111052TP	SCREW				2
63	B1129210000	FRAME THREAD GUIDE (B)				1
64	SS7110840SP	SCREW 11/64-40 L=7.8				1
65	WP0641600SC	WASHEW 6.4X12.5X1.6				1
66	B1125215P00	L-SHAPED THREAD GUIDE				1
67	B1805215P00	BOBBIN	ACCESSORIE PARTS FOR AMS-224P			1
68	B9107761000	THREAD PASSING INSTRUMENT	ACCESSORIE PARTS FOR AMS-224P			1
69	M890252200P	SERVICE DISK	ACCESSORIE PARTS FOR AMS-224P			1
70	B2426215P0C	NEEDLE HOLE GUIDE D=2.4	OPTIONAL PARTS FOR AMS-224P			1
71	B2426215P0D	NEEDLE HOLE GUIDE D=3.0	OPTIONAL PARTS FOR AMS-224P			1
72	B2426215P0E	NEEDLE HOLE GUIDE D=3.0 C.BORE	OPTIONAL PARTS FOR AMS-224P			1
73	B242328000D	MOVING KNIFE WASHER D	ACCESSORIE PARTS FOR AMS-224P	*		1
74	B242328000F	MOVING KNIFE WASHER F	ACCESSORIE PARTS FOR AMS-224P	*		1
75	B242328000G	MOVING KNIFE WASHER G	ACCESSORIE PARTS FOR AMS-224P	*		1



AMS-224P EXCLUSIVE PART COMPONENTS (2)



AMS-224P EXCLUSIVE PART COMPONENTS (2)

No.	Parts No.	Parts name	Remarks	Level	Cons	Qty
1	B1805223P00	OSCILLATOR				1
2	B1836223P00	OSCILLATING SHAFT				1
3	B1838223P00	GEAR BOX				1
4	B3531223P00	OIL FELT SUPPORTING PLATE				1

LIST FOR INFORMATION OF CHANGE (1)

As to the place changed, refer to the corresponding Rev.No.  
 When previous parts(Obsoleted part)and new parts(Added parts)are  
 not interchangeable with each other:  
 In this case,even obsoleted parts(D.)can be ordered with the  
 obsoleted part number,so select the parts with changed dates and  
 place your orders.

変更箇所は、該当Rev.No.版をご参照ください。  
 部品の互換性がない変更の場合は、削除された品番でも、ご注文できます。

29194305  
 No.1123-02 Rev.No.

\*A:Added parts追加部品/D:Obsoleted parts削除部品/E:Erratum訂正

* Rev. No.	Page 頁	Ref. No.	Parts No. 品番	* Rev. No.	Page 頁	Ref. No.	Parts No. 品番
D 01	2	51	B1405-012-000	A 02	2	51	229-01409
D 01	4	15	SS-3090610-SP	A 02	4	15	SS-6090630-TP
D 01	4	21	138-16608	A 02	4	21	262-11607
D 01	8	71	111-11309	A 02	8	71	229-56809
				A 02	10	25	229-07554
D 01	10	26	110-71602	A 02	10	26	229-07505
D 01	10	27	110-71701	A 02	10	27	229-07604
D 01	12	22	B1819-280-000	A 02	12	22	262-22208
D 01	12	23	B1820-280-000	A 02	12	23	262-22307
D 01	12	24	B1821-280-000	A 02	12	24	262-22406
D 01	12	38	135-08809	A 02	12	38	262-21101
D 01	12	39	135-08908	A 02	12	39	262-21200
D 01	14	22	B2714-761-000	A 02	14	22	262-12308
D 01	18	10	B2714-761-000	A 02	18	10	262-12308
D 01	18	12	135-13205	A 02	18	12	265-01304
				A 02	24	85	HX-0023300-0B
D 01	26	3	B1419-026-000	A 02	26	3	262-30706
D 01	26	23	SS-7110710-SP	A 02	26	23	SS-4110715-SP
D 01	26	24	SS-7110710-SP	A 02	26	24	SS-4110715-SP
D 01	26	26	SS-7110710-SP	A 02	26	26	SS-4110715-SP
D 01	26	29	B3505-280-000	A 02	26	29	262-31100
D 01	28	21	SL-4040881-SC	A 02	28	21	SL-4041091-SC
D 01	32	43	EA-9502B04-00				
D 01	32	46	SL-4040891-SC				
D 01	32	51	WP-0561616-SC				
				A 02	32	43	HX-0015000-OJ
				A 02	32	46	HX-0015000-OK
				A 02	32	51	EA-9502B02-00
				A 02	32	57	SL-4041091-SC
				A 02	32	58	HX-0006500-OA
				A 02	32	59	EA-9500B02-00
D 01	34	1	111-85055	A 02	34	1	229-30358
				A 02	44	44	291-46800
				A 02	44	45	291-56502
				A 02	44	46	291-56809
				A 02	44	47	291-94008



## HOW TO MAKE USE OF THIS PARTS LIST

### 1.Explanation of codes

1)"\*"mark.....means this part is changed from the previous parts book.

As to the details of the change, refer to the "List for information of change".

2)"#01".....refer to "Note" explanation at bottom of page.

### 2.Codes on the "Qty" column

- Each numeral indicates the number of parts required.
- "0.1" and "2.5" indicate the length (in meters) of the respective parts.

3.Parentheses mean that the corresponding part is a subpart that constructs an assembly part.

4.Dotted lines on the Figures indicate assembly parts.

### 1."注記"欄の記号説明

1) "\*"印.....前回のパーツブックに比較して今回変更された部品を意味します。

変更内容は、"変更情報リスト"を参照してください。

2) "#01".....ページ下の"注記"の説明を参照してください。

2.数量欄の数字は、個数を表し、0.1、2.5等の数値は、長さ（単位メートル）を表します。

3.数量欄の（ ）は、組部品を構成している子部品であることを意味します。

4.イラストページの-----枠は、組構成であることを意味します。

# NUMERICAL INDEX OF PARTS

PART NO	PAGE	REF NO.	PART NO	PAGE	REF NO.	PART NO	PAGE	REF NO.
10102259	68	13	26222406	20	24	B1132223C00	10	8
10129104	6	39	26230706	44	3	B1132521000	6	40
10502300	2	24	26231100	44	29	B1142223C00	2	34
13508700	20	37	26501304	30	12	B1143210000	6	43
13512405	22	25·72	29145505	4	50	B1143223C00	2	35
13513304	30	13	29146800	68	44~53	B1145210000	6	38
13525506	68	11	29150000	70	44~53	B1153223C00	8	3
13529607	44	28	29156502	68	44~53	B1154223C00	8	4
13529607	76	16	29156601	70	44~53	B1155223C00	8	5
13551205	68	33	29156700	70	44~53	B1156223C00	8	6
13551254	68	30	29156809	68	44~53	B1157215000	8	7
13710850	26	55	29156908	70	44~53	B1158224C00	36	80
13710900	26	56	29194008	68	44~53	B1159223C00	10	9
13711007	26	57	29194107	70	44~53	B1170224C00	10	10
13786306	6	33	29194206	70	44~53	B1170224C00	68	6
13816855	20	40	B1104223C00	2	2	B1170224C00	74	49
13817408	28	8	B1104223CA0	2	1	B1178191000	2	36
13817457	28	1·2	B110522000A	2	25	B1180223C00	8	9
13943204	68	39	B1107223C00	2	26	B1181224C00	8	10
17845009	62	29	B1108224C00	8	1	B1182223C00	8	12
20243200	50	29	B1109223C00	2	27	B1183224C00	8	13
22901409	4	51	B1111220000A	10	1	B1187224CA0	8	18
22907505	16	26	B1111232000	6	1	B1188224CA0	8	2
22907554	16	25	B1112224C00	10	2	B1189224C00	8	16
22907604	16	27	B1113223C00	10	3	B1191215P00	76	2
22930309	54	14	B1114223P00	76	1	B1193223C00	8	11
22930358	54	1	B1115220000	10	5	B1198229000	8	15
22930408	54	10	B1115232000	6	5	B1201223C00	12	1
22930507	54	9	B11152320A0	6	2	B1202210000	12	5
22930705	54	7	B1117220000	2	28	B1203223C00	12	7
22930804	54	5	B1120223C00	10	6	B12042100A0	12	6
22930903	54	4	B1121223C00	10	4	B12052100AA	12	12
22931000	54	3	B1121223C0A	10	7	B12052100BA	12	11
22931109	54	2	B112222000B	2	29	B1206210A00	14	53
22931208	54	15	B112322000B	2	30	B12082100A0	12	14
22931307	54	11	B1123280000	6	7	B12092200A0	12	2
22931406	54	8	B1124220000	2	31	B1211980000	14	54
22956809	14	71	B1125215P00	6	8	B1212223C00	14	55
26211607	6	21	B1125215P00	78	66	B1213223C00	14	56
26212308	24	22	B1125220000	2	32	B1214223C00	14	57
26212308	30	10	B1126552000	6	9	B1215223C00	14	58
26221101	20	38	B112821000B	2	33	B1223771000	12	41
26221200	20	39	B1129210000	6	10	B1226552000	76	15
26222208	20	22	B1129210000	78	63	B1401210000	12	18·79
26222307	20	23	B1131528000	68	12	B1401210A00	14	18·79

NUMERICAL INDEX OF PARTS

PART NO	PAGE	REF NO.	PART NO	PAGE	REF NO.	PART NO	PAGE	REF NO.
B1401215P00	76	3	B160122000G	72	1·6·8·48	B1805210A00	22	9·73·79
B1402280000	12	19	B160122000H	16	1·50	B1805210A00	68	25~27
B1403280000	12	22	B160122000H	74	1·6·8·48	B1805215P00	76	67
B1404280000	12	26	B16012200A0	72	7	B1805215P00	78	67
B1405210000	12	20	B1602220000	16	2	B1805223C00	24	1
B1405215P00	76	4·5	B1603220000	16	3	B1805223P00	80	1
B1406210000	14	73	B1604220000	16	4	B1808980000	20	10
B1406215P00	76	4·5	B1605220000	16	5	B1811059A00	14	60
B1407210000	12	25	B1606155000	14	59	B1811059B00	14	61
B14115520A0	12	23	B1606220000	16	6	B1811223CAA	20	11~15
B1411804A00	12	34~37	B1608220000	16	7	B1811223CAB	20	11~15
B1411804A00	20	1~4	B1609220000	16	8	B1811223CAC	20	11~15
B1411804B00	12	34~37	B1610220000	16	9	B1811223CAY	20	11~15
B1411804B00	20	1~4	B1611224000	16	10	B1811223CAZ	20	11~15
B1411804C00	12	34~37	B1612215000	18	52	B1811223PAA	76	6~10
B1411804C00	20	1~4	B1612220000	16	11	B1811223PAB	76	6~10
B1411804D00	12	34~37	B1613220000	16	12	B1811223PAC	76	6~10
B1411804D00	20	1~4	B1614220000	16	13	B1811223PAY	76	6~10
B1414232000	12	21	B1615224000	16	14	B1811223PAZ	76	6~10
B1426352A00	24	35~39	B1616220000	16	15	B1812205000	20	16·74
B1426352B00	24	35~39	B1620224000	16	16	B1812210000	22	16·74
B1426352C00	24	35~39	B1621224000	16	17	B1812215P00	76	19
B1426352D00	24	35~39	B16222240A0	16	18	B1813980000	20	17
B1426352E00	24	35~39	B1625220000	40	76	B1814215000	20	18
B1430180A00	20	5~8	B1625220000	42	76	B1814215P00	76	11
B1430180A00	24	17~20	B1625224000	16	22	B1815210000	22	19·75
B1430180B00	20	5~8	B1626215000	18	53	B1815210A00	74	58
B1430180B00	24	17~20	B1626220000	40	77	B1815215P00	76	24
B1430180C00	20	5~8	B1626220000	42	77	B1815215PA0	76	23
B1430180C00	24	17~20	B1626850000	68	4	B1815980000	20	19·75
B1430180D00	20	5~8	B1627220000	16	19	B1816280000	36	84
B1430180D00	24	17~20	B1628220000	16	20	B1816280000	40	32
B1502224C00	6	25	B1629224000	16	44	B18172050A0	20	20·76
B1503223C00	6	27	B1634210000	18	61	B18172050A0	74	52·53
B1504210000	40	4	B1637560000	24	26	B18172050AB	74	52·53
B1504224C00	6	37	B1641215000	18	54	B18172100A0	74	54~56
B1506352000	68	42	B1642215000	18	55	B18172100AB	22	20·76
B151902600G	36	83	B1644215000	18	56	B18172100AB	74	54~56
B1601220000	72	1·6·8·48	B1645215000	18	57	B18172100AC	74	54~56
B160122000B	72	1·6·8·48	B1646223C00	18	51	B1817215PA0	76	20
B160122000C	72	2	B1649161000	6	23	B1818205000	20	21·71·77
B160122000D	72	3	B1805205000	20	9·73·79	B1818205A0B	22	21·71·77
B160122000E	72	4	B1805205000	68	25~27	B1818210000	22	21·71·77
B160122000F	72	5	B180520500B	22	9·73·79	B1818215P00	76	21
B160122000G	18	1·50	B180520500B	68	25~27	B1820215PA0A	76	12

# NUMERICAL INDEX OF PARTS

PART NO	PAGE	REF NO.	PART NO	PAGE	REF NO.	PART NO	PAGE	REF NO.
B1822215P00	76	13	B2301210000	30	7	B2417210000	78	52
B1823280000	20	25·72	B23012100A0	30	6	B2417280000	22	59
B18282050A0	20	26·78·80	B23022050AA	28	1·2	B2417280000	78	58
B18282050AA	22	26·78·80	B2302210000	30	8	B2418215P00	76	42
B18282100A0	22	26·78·80	B2302280000	28	4	B2418280000	22	52
B1828215PA0	76	22	B2303280000	28	15	B2419280000	22	57
B1832223C00	24	2	B2304205000	42	75	B2420280000	22	58
B1833223C00	24	3	B23042200A0	30	1	B24212050A0	22	50·51
B1834223C00	24	4	B2305205000	28	11·12	B2421210AA0	22	50·51
B1835223C00	24	5	B2305210000	30	5	B2421215PA0	76	41
B1836223C00	24	6	B2306220000	30	2	B242328000A	22	60~62
B1836223P00	80	2	B2307220000	30	3	B242328000B	22	60~62
B1837223C00	24	7	B2308223C00	30	4	B242328000C	22	60~62
B1838223C00	24	8	B2310220000	30	21	B242328000C	76	47~51
B1838223P00	80	3	B2311220000	30	22	B242328000D	78	73~75
B1839223C00	24	9	B2312210A00	14	47·75	B242328000E	78	47~51
B1840215P00	76	25	B2312220000	12	47·75	B242328000F	78	73~75
B1840223C00	24	21	B2313280000	28	3	B242328000G	78	73~75
B1841215P00	76	26	B23162150A0	74	50	B2424210000	22	48·49
B1844223C00	24	10	B2401205000	14	49	B2424210A00	22	48·49
B1845223C0A	24	11~13	B2401215P00	78	60	B2424215P00	76	40
B1845223C0B	24	11~13	B2402220000	30	20	B2425215000	20	44
B1845223C0C	24	11~13	B2403223C00	30	23	B24252150A0	20	41~43
B1847223C00	20	27	B2404220000	30	28	B24252150AB	20	41~43
B1848223C00	24	15	B2405210000	30	30	B24252150AC	20	41~43
B1849223C00	24	16	B2406210000	30	31	B2425215P00	76	37
B1850223C00	26	63	B2407223C00	30	32	B2425215PA0	76	35·36
B185351200E	42	80	B2408210000	30	44	B2425215PAB	76	35·36
B19012100A0	12	27	B2409210000	30	42	B242621000A	20	45~47
B19012100B0	12	24	B2410220000	30	41	B242621000A	72	36~42
B1903210000	12	28	B24102200A0	30	40	B242621000B	20	45~47
B1903552000	12	29	B2411210000	30	33	B242621000B	72	36~42
B1904280000	12	40	B2412220000	30	18	B242621000C	72	36~42
B1905541A00	12	30~33	B2413223C00	30	29	B242621000D	72	36~42
B1905541B00	12	30~33	B2413223P00	76	30	B242621000F	20	45~47
B1905541C00	12	30~33	B2414210000	30	45	B242621000F	72	36~42
B1905541D00	12	30~33	B2414215PA0	76	44	B242621000G	68	29
B2101220000	28	33	B2414280000	22	56	B242621000G	72	36~42
B21012200A0	28	18	B2415210000	30	46	B242621000H	72	36~42
B2102205000	28	22	B2415215PA0	76	43	B2426215P0A	76	38·39
B2103220000	28	34	B24152800A0	22	54·55	B2426215P0B	76	38·39
B2104220000	28	19	B2416210000	22	54·55	B2426215P0C	78	70~72
B2106220000	28	20	B2416280000	22	53	B2426215P0D	78	70~72
B2107210000	28	21	B2416280000	78	57	B2426215P0E	78	70~72
B21202150A0	74	57	B2417210000	22	67·68	B2430215PA0	76	31



# NUMERICAL INDEX OF PARTS

PART NO	PAGE	REF NO.	PART NO	PAGE	REF NO.	PART NO	PAGE	REF NO.
B2431215000	6	22	B2544223C00	34	27	B2621223C00	72	20
B2431215000	24	14	B2545223C00	34	28	B2622223C00	72	21
B2431215P00	78	61	B2547223C00	34	29	B2623223C00	72	22
B2432215P00	76	45	B2548215000	42	83	B2626223C00	72	23
B2504223C00	34	1	B2548223C00	34	30	B26302150A0	72	25
B2505223C00	34	2	B2549223C00	34	31	B2630215AA0	72	24
B2506223C00	34	3	B2550224C00	40	2	B26402150A0	72	27
B2507223C00	34	4	B2552224C00	40	45	B26402150B0	72	26
B2509224000	34	5	B2553224C00	40	37	B2640215AA0	72	28
B2509372000A	40	7	B2555224C00	36	81	B26412150A0	72	34
B2512224C00	34	6	B2556224C00	40	1	B26432150A0	72	29
B2513223C00	34	7	B2556224C0A	72	9	B2645215000	72	33
B2513224000	34	8	B2557224C00	68	1	B2646215000	72	17
B2514215000	42	65	B2560220000	42	52	B2702210000	28	16
B2514223C00	34	9	B2561220000	42	51	B2703210000	46	31
B2515223C00	34	10	B2562220000	42	48	B2727761000	30	11
B2515224000	34	11	B2564223C00	68	10	B3012490000	42	82
B2516215000	42	79	B2567223C00	40	22	B3012816000	42	73
B2517223C00	38	12	B2567223CA0	40	21	B3051816000	24	23
B2518215000	42	69	B2568223C00	6	35	B3107804000	28	7
B2518215A00	42	71	B2568224C00	40	39	B3112761000	28	5·6
B2518223C00	34	13	B2569229000	40	27	B3114232000	28	11·12
B2518223C0A	34	12	B2570215000	40	16	B3114771000	6	11
B2519224C00	34	14	B2571215000	40	17	B3120125000	28	9
B2520224C00	34	15	B2572229000	72	11	B3120372000	68	35
B2523223C00	34	16	B2574220000	40	5	B3121372000	68	41
B2525223C00	38	1	B2576220000	40	6	B3123352000	6	4
B2526223C00	38	2	B25792290A0	42	57	B3125012000	6	6
B2527215000	42	70	B2581224CA0	72	18	B3126012000	6	3
B2527223C00	34	17	B2582224C00	72	12	B3126012000	28	10
B2528215000	42	63	B2582224CA0	72	10	B3132552000	28	13
B2528223C00	34	18	B2583224C00	72	13	B32012100A0	2	3
B2529223CA0	38	4	B2584224C00	72	14	B3203210000	2	4
B2529223CAA	38	3	B2587220000	72	43	B3204210000	2	5
B2530215000	42	55	B2588220000	72	44	B3205210000	2	6
B2531223C00	38	5	B2589223C00	72	16	B3206210000	2	7
B2534223C00	34	19	B2591220000	68	9	B3207210000	2	8
B2535210000	68	28	B259522000A	72	45~47	B3208210000	2	9
B2536223C00	34	21	B259522000B	72	45~47	B3208280000	2	10
B2536223C0A	34	20	B259522000C	72	45~47	B3209210000	2	11
B2539223C00	34	22	B2611223C00	40	25	B3210210000	2	12
B2540224C00	34	23	B2611223CA0	40	24	B3211210000	2	13
B2541224C00	34	24	B2613223C00	40	19	B3212210000	2	14
B2542223C00	34	25	B2613223CA0	40	18	B3212761000	2	15
B2543224C00	34	26	B2620223C00	72	19	B3213205000	12	38

# NUMERICAL INDEX OF PARTS

PART NO	PAGE	REF NO.	PART NO	PAGE	REF NO.	PART NO	PAGE	REF NO.
B322877100B	18	58	B471122000G	40	13	BP600000000	44	7
B3501210000	44	15	B471122000G	48	12	BT0400251EB	16	24
B3502220000	44	1	B471122000H	40	14	BT0400251EB	40	59
B3504220000	44	9	B471122000H	48	9	BT0400251EB	42	59
B3504280000	44	30	B47122150A0	48	5	BT0600401EB	48	26
B3507220000	44	11	B4712215AA0	48	6	CM300100001	56	24
B3507280000	44	6	B4715223CA0	48	13	CM300100101	56	23
B3508220000	44	12	B47162150A0	48	27	CM300200002	6	46·47
B3508280000	44	18	B4717223C00	48	32	CM3002000B2	6	46·47
B3509220000	44	2	B47202150B0	74	51	CM300200301	6	44·45
B3518210000	44	35	B5115210000	72	32	CM3002003A1	6	44·45
B3520220000	44	13	B5116210000	72	30	CM500100001	52	56
B3522223C00	44	37	B8102215A00	50	3	CQ202000000	44	4
B3523223C00	44	38	B8108220000	50	4	CQ252200000	44	10
B3524215000	44	32	B8109220000	50	5	CS0790731SH	42	67
B3527223C00	44	36	B8110223C00	50	36	CS080081FSH	20	28
B3528223C00	44	39	B8110223CA0	50	35	CS111101CSH	16	43
B3530223C00	44	40	B8111220000	50	37	CS120081ATN	24	24
B3531223C00	44	34	B8112220000	50	38	CS1201010SH	24	25
B3531223P00	80	4	B8116223C00	50	6	CS1201010SH	34	34
B3538112000	44	19	B8117223C00	50	30	CS1470710SH	14	51
B4002224C00	46	1	B8118223C00	50	31	CS147121ESH	12	10
B4005223C00	46	4	B8171223C00	50	32	CS1501011TH	34	35
B4006223C00	46	5	B8201223C0A	50	33	D1230555B0A	14	62~65
B4007223C00	46	6	B8201223C0B	50	34	D1230555B0B	14	62~65
B4008223C00	46	7	B8202205000	50	39	D1230555B0C	14	62~65
B4020224C00	46	8	B821021000B	52	52	D1230555B0D	14	62~65
B4021224C00	46	9	B821121000B	52	53	D1455055B00	16	28
B4022223C00	46	10	B8301223C00	50	7	D1456055B00	16	29
B4110223CA0	46	12	B8301223CA0	50	2	D1457055B00	16	30
B4110224CB0	46	11	B8302223C00	50	8	D2112555B00	44	8
B4120223C00	46	15	B8303223C00	50	9	D2430555B00	2	16
B4130224CA0	46	13	B8304223C00	50	10	D2430555B00	30	34
B4134814000	34	33	B8306223C00	50	11	D2522232D00	8	14
B4150223CA0	46	14	B8307220000	50	12	D3112L4BB00	28	5·6
B471122000A	16	45	B8308220000	50	13	D6043555B00	30	19
B471122000B	16	46	B8309223C00	50	14	E2678453000	48	23
B471122000C	40	11	B85325180A0	56	9	E9628252000	60	13
B471122000C	48	11	B8601WP10A0	68	16	EA9500B0100	46	16
B471122000D	40	12	B9101552000	68	17	EA9500B0100	48	21
B471122000D	48	10	B9107761000	78	68	EA9500B0100	58	1·20
B471122000E	42	60	B9121012000	50	41	EA9500B0200	52	59
B471122000E	48	7	B91212200A0	68	18	EA9502B0100	50	42
B471122000F	42	61	BP300000000	44	5	EA9502B0200	44	47
B471122000F	48	8	BP500000000	44	14	EA9502B0200	52	51

NUMERICAL INDEX OF PARTS

PART NO	PAGE	REF NO.	PART NO	PAGE	REF NO.	PART NO	PAGE	REF NO.
G5032164000	50	15	HX004150000	62	33~35	M90025220A0	62	22
G5430116000	48	16	M1001521000	60	5	M90035220A0	62	8
G6705152U0A	56	25	M1001522000	56	5	M90045220A0	62	24
G8124270000	48	14	M10015220A0	56	4	M90055220A0	62	25
GPK470010AB	66	3	M10025220A0	56	6	M90065220A0	62	6
HA001410000	58	7	M1003522000	60	10	M90075220A0	62	5
HC021801030	60	17	M1010510000	56	12	M90085210A0	62	10
HC025202210	60	20	M1011512000	56	11	M90085220A0	62	9
HC040002720	60	18	M1011518000	64	50	M90095210A0	62	11
HC041101020	60	19	M1074517000	58	9	M90095220A0	62	15~ 19-52
HD000570000	46	17	M1081518000	58	10	M9009522AA0	64	15~ 19-52
HD001350000	46	18	M1082518000	58	11	M90105210A0	62	12
HG003280000	58	4	M300451300G	58	12·13·21	M90115210A0	62	13
HG003290000	58	6	M30045180A0	58	12·13·21	M90125210A0	62	14
HK018800020	28	32	M3012518000	58	12·13·21	M90125220A0	62	7
HK034610040	48	20	M40071100AB	12	13	M90155220A0	62	15~ 19-52
HK034640000	48	22	M8502522CA0	62	26·27	M90165220A0	62	15~ 19-52
HK038450010	62	30	M8502522DA0	62	26·27	M90505170A0	58	8
HK045550080	62	31·51	M85035220A0	62	28	MAT80116S00	24	27
HL014530026	60	2	M85045220A0	56	8	MAXAP30EX00	68	8
HL014530027	60	3	M85055220A0	62	15~ 19-52	MC200501000	14	72
HM000630010	56	13	M8510522AA0A	56	1~3	MC200501002	68	19~24
HP000200200	28	31	M8510522BA0A	56	1~3	MC372001100	14	76
HT002570000	60	7	M8510522CA0A	56	1~3	MC372001102	68	19~24
HX00024000C	62	36	M8511512000	62	15~ 19-52	MC372001600	14	78
HX00065000A	52	58	M85315180A0	56	10	MC372001602	68	19~24
HX00114000B	56	15	M85415180A0	64	31·51	MDP170B1800	14	74
HX001180000	60	21	M85465120A0	62	21	MDP170B1802	68	19~24
HX001470000	62	33~35	M85515120A0	62	23	MDP170B2300	14	77
HX00150000J	50	43	M8570517AB0	58	1·2	MDP170B2302	68	19~24
HX00150000K	50	46	M8570517BB0	58	1·2	MDP500B1400	14	52
HX001530000	58	5	M85995120A0	66	2	MDP500B1402	68	19~24
HX001990000	60	11	M8601518EB0	60	1	MTJVM004700	66	6~10
HX002330000	40	38	M8601518EB0	62	1·32	MTJVM004800	66	6~10
HX00233000B	42	85	M86015220A0	60	16	MTJVM004900	66	6~10
HX002410000	60	22	M86015220A0	62	2·4·42	MTJVM005000	66	6~10
HX002890000	62	38	M8602522AA0	60	9	MTJVM005100	66	6~10
HX00307000C	58	18	M8602522AA0	62	3	MTSE8110702	66	4·5
HX00326000B	50	44	M86025290B0A	60	4	MTSE8110704	66	4·5
HX00337000B	60	14	M86025290B0A	62	2·4·42	NM6030001SC	58	17
HX00364000E	40	36	M8670510AA0	58	3	NM6040001SB	56	22
HX003840000	56	16	M8902522000	66	1	NM6040003SC	28	30
HX004070000	62	37	M890252200P	78	69			
HX004100000	56	14	M90015220A0	62	20			
HX004110000	46	19						

NUMERICAL INDEX OF PARTS

PART NO	PAGE	REF NO.	PART NO	PAGE	REF NO.	PART NO	PAGE	REF NO.
NM6040003SC	30	24	RE0300000K0	40	78	SL4030881SC	62	39
NM6050001SE	54	17	RE0300000K0	42	78	SL4030891SC	60	12
NM6050001SP	34	38	RE0300000K0	76	14	SL4030891SC	62	45
NM6080001SC	50	17	RE0320000K0	42	84	SL4031081SF	46	20
NM6120011SF	10	11	RE0600000K0	34	41	SL4031481SC	50	40
NM6160511SE	54	18	RE0900000KP	26	59	SL4040691SC	52	55
NS6090310SP	6	13	RO048190100	16	31	SL4040881SC	58	19
NS6110310SP	6	24	SB106000400	14	66	SL4040881SC	62	43
NS6110310SP	68	32	SB108000200	34	43	SL4040891SC	2	37
NS6110310SP	76	33	SB108000500	34	45	SL4040891SC	50	47
NS6110420SP	30	35	SB112000100	24	29	SL4040891SC	60	15
NS6110530SP	2	17	SB112000300	26	61	SL4041091SC	46	21
NS6110530SP	16	33	SB112000700	24	60	SL4041091SC	52	57
NS6120310SP	68	31	SB112000700	26	60	SL4041091SC	56	19
NS6120630SP	30	36	SB112000700	34	46	SL4041091SC	62	49
NS6150310SP	6	14	SB115000600	34	47	SL4041091SC	64	49
NS6150430SP	16	34	SB130000200	36	48	SL4041281SF	46	22
NS6150430SP	30	27	SB130000300	36	49	SL4042091SC	62	47
NS6280610SP	24	28	SB31000080A	24	31~34	SL4042581SF	48	33
PA1602509A0	40	9	SB31000080B	24	31~34	SL4051241SE	52	54
PA1602510A0	42	56	SB31000080C	24	31~34	SL4061091SC	62	46
PA1603003A0	16	21	SB31000080D	24	31~34	SL9061291SE	10	18
PB000010000	68	15	SB412000100	38	13	SL9082093SE	50	19
PC010508000	18	63	SD0380551SL	6	41	SM1044050SM	56	20
PC012401000	42	62	SD0500803TP	30	37	SM4030401SC	8	19
PC012401000	48	2	SD0530221SP	30	16	SM4040601SC	2	38
PF025208000	48	28	SD0550212TP	18	48	SM4051405SE	54	12
PF0552040B0	48	17	SD0550501SP	18	59	SM5051400SC	10	12
PF070501000	48	3	SD0600101TP	22	67·68	SM6030602TP	36	50
PJ030520001	48	18	SD0600352SP	28	25	SM6031002TP	34	32
PJ032052503	42	58	SD0601021SP	68	38	SM6031402TP	36	51
PJ032052503	48	4	SD0601051SP	14	67	SM6040602TP	44	43
PJ046052503	40	10	SD0640321SP	16	40	SM6040802TP	36	53
PJ304045203	48	29	SD0640321SP	28	27	SM6040802TP	44	33
PJ305065202	48	30	SD0640321SP	30	17	SM6040802TP	46	30
PJ309005203	48	15	SD0640321TP	16	49	SM6041202TP	36	56
PJ309520001	68	7	SD0640321TP	18	49	SM6051202TP	38	6
PS0150065KP	2	18	SD0640326TP	76	34	SM6051402TP	24	40
PS0150065KP	8	17	SD0650305TP	30	38	SM6051402TP	36	57
PS0150065KP	40	23	SD0720321TP	16	60	SM6051402TP	40	28
PS0200062KH	68	43	SD0720321TP	18	60	SM6051602TP	36	58
PS0250162KH	20	29	SD1100301TP	30	47	SM6052002TP	36	59
PS0400141KH	50	45	SL4030681SC	58	14	SM6052502TP	36	60
PV140501000	48	1	SL4030691SC	56	17	SM6060802TP	6	26
PX950009000	48	31	SL4030881SC	60	23	SM6060802TP	40	34

NUMERICAL INDEX OF PARTS

PART NO	PAGE	REF NO.	PART NO	PAGE	REF NO.	PART NO	PAGE	REF NO.
SM6061202TP	36	61	SS6090440SP	44	31	SS7110710SP	40	30
SM6061610SC	54	6	SS6090520SP	44	42	SS7110710SP	44	22
SM6062002TP	40	40	SS6090620SP	2	19	SS7110740TP	22	66
SM6082502TP	50	20	SS6090630TP	6	15	SS7110740TP	78	55
SM7030450SC	8	20	SS6090630TP	28	23	SS7110840SP	6	18
SM7040800SC	46	23	SS6090670TP	12	43	SS7110840SP	16	47
SM8050602TP	40	29	SS6092120SP	44	21	SS7110840SP	20	34
SM8050812TP	40	41	SS6110430TP	22	64	SS7110840SP	28	35
SM8060602TP	36	62	SS6110430TP	78	54	SS7110840SP	30	26
SM8060602TP	38	8	SS6110480SP	24	42	SS7110840SP	44	45
SM8061002TP	36	64	SS6110520TP	42	81	SS7110840SP	78	64
SM9041250SC	52	49	SS6110610TP	8	27	SS7111120TP	6	34
SM9051450SC	48	25	SS6110610TP	10	15	SS7111120TP	8	28
SM9122503SE	50	21	SS6110610TP	36	82	SS7111410TP	16	37
SM9124503SB	10	13	SS6111052TP	78	62	SS7111410TP	36	71
SS1060210TP	22	63	SS6111140SP	36	72	SS7151120SP	12	42
SS1060210TP	76	46	SS6111210SP	12	16	SS7151610SP	40	46
SS1110640TP	8	8	SS6111210SP	42	49	SS7661540SP	16	38
SS1110640TP	22	70	SS6121010SP	40	66	SS8090410SP	6	19
SS1110640TP	26	64	SS6121010SP	42	66	SS8090410SP	26	58
SS1110640TP	44	44	SS6121210SP	30	43	SS8090610SP	28	14
SS1110640TP	78	59	SS6121212TP	20	31	SS8110422TP	12	4
SS1110840SP	8	22	SS6121212TP	76	17	SS8110422TP	36	73
SS1110840SP	10	14	SS6121220TP	30	9	SS8110422TP	42	74
SS1110840SP	36	66	SS6150610SP	72	35	SS8110510SP	14	69
SS1110840SP	42	54	SS6150710SP	16	35	SS8110520TP	2	20
SS2110920TP	14	68	SS6151220SP	20	32	SS8110560SP	6	30
SS2110920TP	32	49	SS6151412TP	12	8	SS8111010TP	12	3
SS2111010TP	36	67	SS6151712TP	30	14	SS8111610SP	12	39
SS2111010TP	68	2	SS6151812TP	28	17	SS8150432TH	36	69
SS2621540SP	36	70	SS6153040SP	32	50	SS8151550SP	12	15
SS4090715SP	2	39	SS6621220SP	28	24	SS8660512TP	24	46
SS4110715SP	2	40	SS6681712TP	12	9	SS8660530TP	36	74
SS4110715SP	44	26	SS7060310SP	78	53	SS8660610TP	12	46
SS4110715SP	68	36	SS7080510TP	12	44	SS8660610TP	16	39
SS4110815SP	2	41	SS7090410SP	22	65	SS8660612TP	24	45
SS4110815SP	8	23	SS7090410SP	68	5	SS8660612TP	36	75
SS4110815SP	46	28	SS7090620TP	30	15	SS8661012TP	14	50
SS4110915SP	8	24	SS7090850SP	46	29	SS8661030SP	14	70
SS4111015SP	2	44	SS7090910SP	6	42	SS8661112TP	24	48
SS4120615SP	8	25	SS7090910SP	68	14	SS8661112TP	26	48
SS4150915SP	6	28	SS7091110SP	16	36	SS8661112TP	36	77
SS6060220SP	76	27	SS7110510SP	20	33	SS9090833TP	14	48
SS6060410TP	20	30	SS7110570SP	26	62	SS9090833TP	24	41
SS6090420SP	76	29	SS7110710SP	6	29	SS9110453TP	26	49

## NUMERICAL INDEX OF PARTS

PART NO	PAGE	REF NO.	PART NO	PAGE	REF NO.
SS9110920CP	10	16	WP0611626SP	40	35
SS9111020TP	2	21	WP0612066SP	16	32
SS9121010TP	10	17	WP0621016SD	6	32
SS9151120CP	38	9	WP0621016SD	26	50
SS9151240SN	10	19	WP0621016SD	38	11
SS9661230CP	12	45	WP0621016SD	40	44
TA0750704R0	2	45	WP0641600SC	40	47
TA0850604R0	2	52	WP0641600SC	78	65
TA0850604R0	4	52	WP0650876SD	42	64
TA1050504R0	4	53	WP0650876SD	72	31
TA1250406R0	4	54	WP0651056SH	2	23
TA1470704R0	6	31	WP0740516SP	68	40
TA2100904R0	4	55	WP0820816SD	42	72
WP0320500SC	58	16	WP0841601SC	10	22
WP0320500SD	36	68	WP0841601SC	50	23
WP0320501SD	34	36	WP0871602SE	50	50
WP0330501SB	8	29	WP0871602SE	52	50
WP0371016SD	28	28	WP0952616SD	20	36
WP0430800SC	18	62	WP1221016SP	26	51
WP0430801SC	2	46	WP1252210SC	26	52
WP0450000SD	2	56	WP1302501SC	50	25
WP0450000SD	4	56	WP1302501SE	10	23
WP0450000SD	8	30	WP1612616SE	54	19
WP0450000SD	42	50	WP1702616SE	50	26
WP0450000SD	44	27	WS0410002KN	56	21
WP0450000SD	68	3	WS0510002KN	54	16
WP0450801SD	4	49	WS0861410KR	50	27
WP0450801SD	6	36	WS1253010KN	10	24
WP0450801SD	8	26	WS1253010KN	50	28
WP0450801SD	12	17	WS1643202KR	54	20
WP0450801SD	36	76	WT0430002KN	4	48
WP0450801SD	44	25	WZ1250300K0	26	54
WP0450801SD	46	3	WZ1250300K0	36	79
WP0450801SD	68	37	WZ1590390KP	34	42
WP0450846SP	22	69			
WP0450846SP	78	56			
WP0501016SD	30	39			
WP0501016SD	40	43			
WP0520656SA	10	21			
WP0531000SC	48	24			
WP0531000SD	20	35			
WP0531000SD	38	10			
WP0550800SP	36	78			
WP0550800SP	44	46			
WP0561616SC	28	29			