

MODEL : LH-3178/LH-3178-7

List No : 1047-08

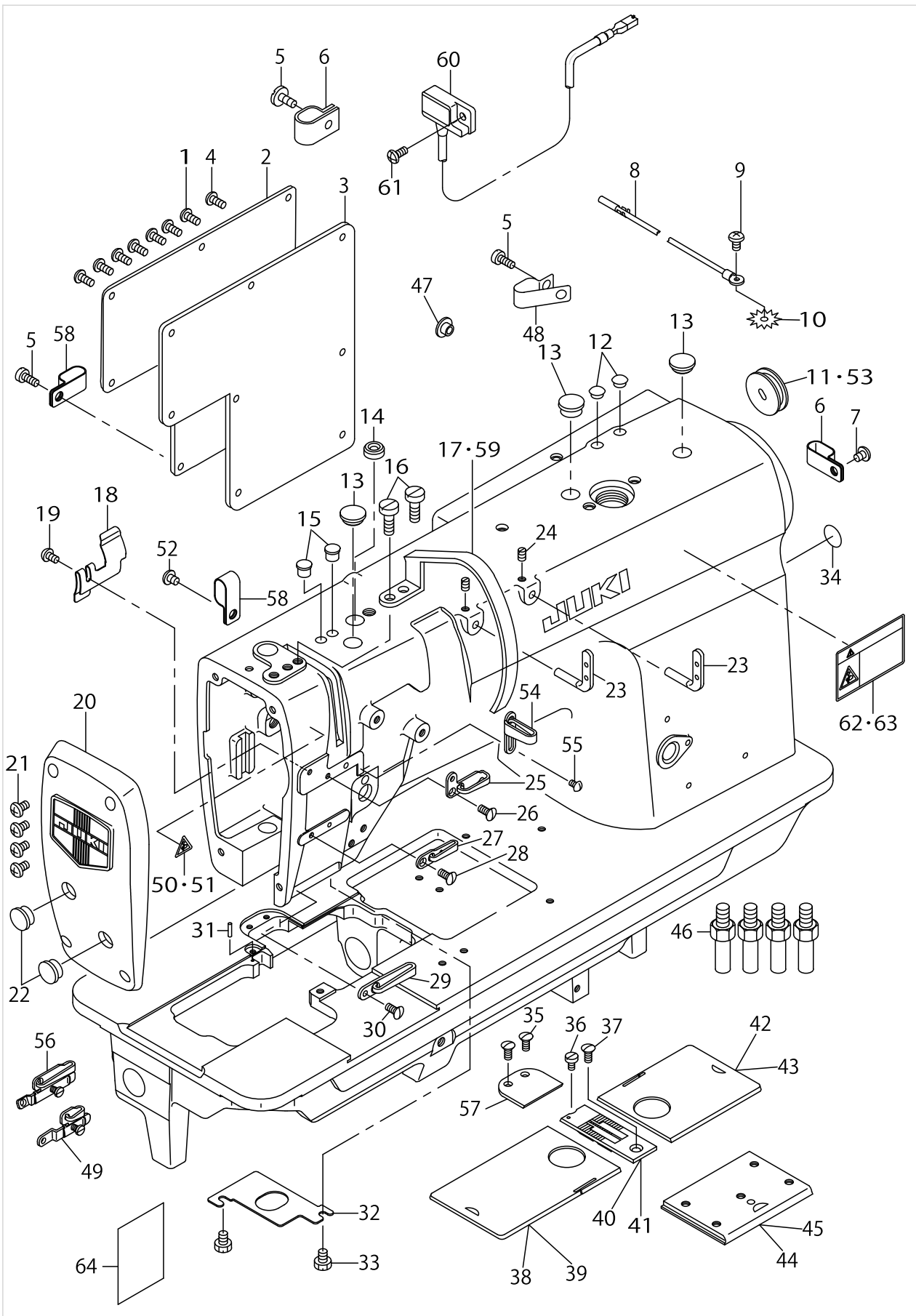
PARTS LIST

Published:09/10/2017

CONTENTS

FRAME & MISCELLANEOUS COVER COMPONENTS	1
MAIN SHAFT, THREAD TAKE-UP & NEEDLE BAR COMPONENTS	5
TENSION POST COMPONENTS	9
HOOK & HOOK DRIVING SHAFT COMPONENTS	11
FEED MECHANISM COMPONENTS.....	17
PRESSER BAR & TENSION RELEASE COMPONENTS.....	21
THREAD TRIMMER MECHANISM COMPONENTS (FOR LH-3178-7).....	25
AUTOMATIC REVERSE FEED MECHANISM COMPONENTS (FOR LH-3178-7).....	29
WIPER MECHANISM COMPONENTS (FOR LH-3178-7).....	31
LUBRICATION COMPONENTS	33
BELT COVER & BOBBIN WINDER COMPONENTS	37
OIL RESERVOIR & KNEE LIFTER COMPONENTS.....	39
THREAD STAND COMPONENTS (1).....	41
THREAD STAND COMPONENTS (2) (FOR JH, JS)	43
TABLE OF EXCHANGING GAUGE PARTS (1).....	45
TABLE OF EXCHANGING GAUGE PARTS (2).....	49
TABLE OF EXCHANGING GAUGE PARTS (3).....	53
LIST FOR INFORMATION OF CHANGE.....	55
HOW TO MAKE USE OF THIS PARTS LIST	56

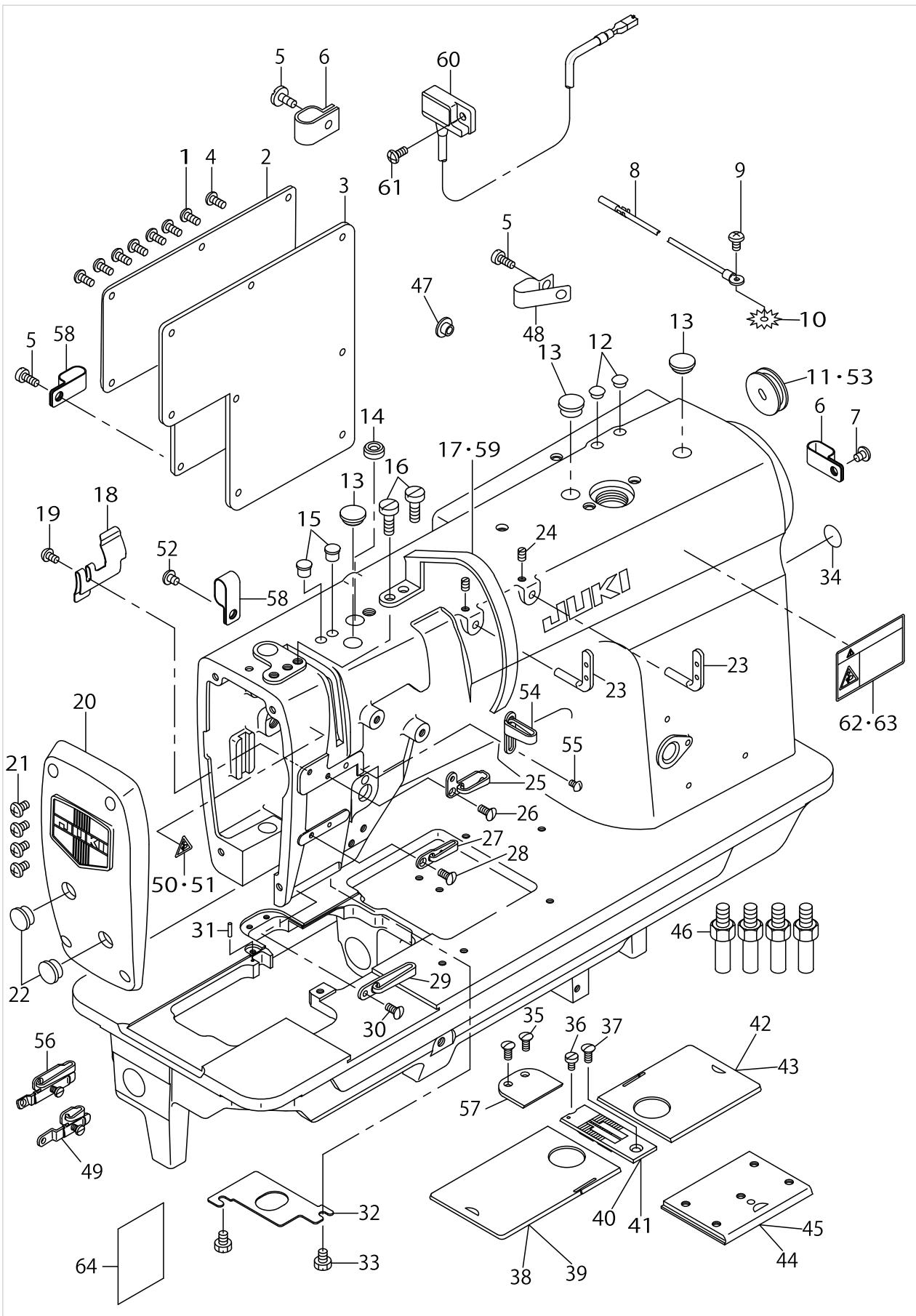
FRAME & MISCELLANEOUS COVER COMPONENTS



FRAME & MISCELLANEOUS COVER COMPONENTS

No.	Parts No.	Parts name	Remarks	Level	Cons	Qty
1	SS4110815SP	SCREW 11/64-40 L=8				5
2	10602902	SLIDE PLATE				1
3	10101004	GASKET				1
4	SS4110815SP	SCREW 11/64-40 L=8	FOR LH-3178			3
5	SS6111140SP	SCREW 11/64-40 L=11	FOR LH-3178-7			3
6	D2112555B00	CORD HOLDER, LARGE	FOR LH-3178-7			2
7	SS4120615SP	SCREW 3/16-28 L=6	FOR LH-3178-7			1
8	22951552	GROUND WIRE ASM.	FOR LH-3178-7			1
9	SS4120615SP	SCREW 3/16-28 L=6	FOR LH-3178-7			1
10	WT0530002KS	TOOTHED WASHER D=5.3	FOR LH-3178-7			1
11	22657803	RUBBER PLUG	FOR LH-3178-7			1
12	TA0750404R0	PLUG D=7.5 L=3.5	FOR LH-3178			2
13	TA1250406R0	RUBBER PLUG D=12.5 L=4				3
14	22620900	CAP				1
15	TA0750704R0	RUBBER PLUG				2
16	SS4150915SP	SCREW 15/64-28 L=9				2
17	22810105	THREAD TAKE-UP LEVER OIL GUARD	EXCEPT USE IN JAPAN & JE			1
18	23204803	LUBRICATING GUIDE				1
19	SS3090610SP	SCREW 9/64-40 L=6				1
20	22602254	FACE PLATE ASM.				1
21	SS4121015SP	SCREW 3/16-28 L=10				4
22	TA1250406R0	RUBBER PLUG D=12.5 L=4				2
23	22920706	TWO EYELET				2
24	SS8120740SP	SCREW 3/16-28 L=7				2
25	22811400	THREAD GUIDE(UPPER), LEFT				1
26	SS2090710TP	SCREW 9/64-40 L=7.2				1
27	22603112	THREAD GUIDE				1
28	SS2090710TP	SCREW 9/64-40 L=7.2				1
29	22603203	THREAD GUIDE(LOWER)	FOR LH-3178			1
30	SS2090710TP	SCREW 9/64-40 L=7.2				1
31	B1104051000	THROAT PLATE PIN				1
32	22602304	PLATE				1
33	SS9110460CP	SCREW 11/64-40 L=4				2
34	22901805	GROUND MARK				1
35	SS2090710TP	SCREW 9/64-40 L=7.2				2
36	SS6090630SP	SCREW 9/64-40 L=6				1
37	SS2110920TP	SCREW 11/64-40 L=8.5				1
38	22601058	BED SLIDE LEFT, ASM., A	SELECTIVE PARTS FOR LH-3178			1
39	22650857	BED SLIDE LEFT, ASM., A	SELECTIVE PARTS FOR LH-3178-7			1
40	22625503	THROAT PLATE 1/4	EXCHANGING GAUGE PARTS FOR LH-3178(SEE P.25~29)			1
41	22660609	THROAT PLATE 1/4	EXCHANGING GAUGE PARTS FOR LH-3178-7(SEE P.25~29)			1
42	22600555	BED SLIDE RIGHT, ASM., A	SELECTIVE PARTS FOR LH-3178			1
43	22650352	BED SLIDE RIGHT, ASM., A	SELECTIVE PARTS FOR LH-3178-7			1
44	22650055	BED SLIDE ASM.	FOR LH-3178			1
45	22650055	BED SLIDE ASM.	FOR LH-3178-7			1
46	22602601	BED SCREW STUD				4

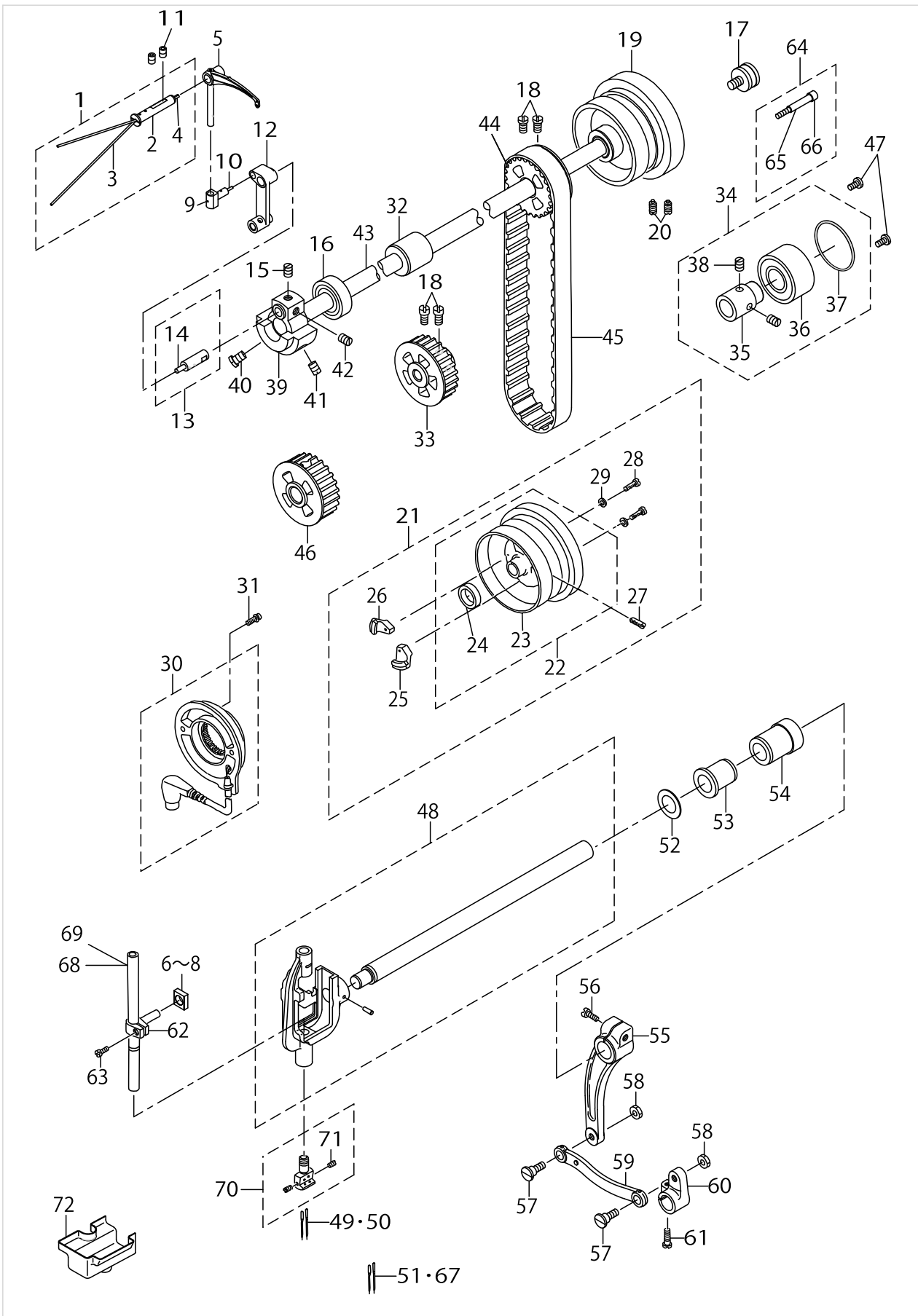
FRAME & MISCELLANEOUS COVER COMPONENTS



FRAME & MISCELLANEOUS COVER COMPONENTS

No.	Parts No.	Parts name	Remarks	Level	Cons	Qty
47	TA1250406R0	RUBBER PLUG D=12.5 L=4				1
48	D2112555B00	CORD HOLDER, LARGE	FOR LH-3178-7-WB, -WO, -OB			1
49	22651459	THREAD GUIDE ASM., E				1
50	CM3002000B1	LABEL(16)	FOR USE IN JAPAN			1
51	CM300200001	ATTENTION SEAL	FOR JE			1
52	SS4120615SP	SCREW 3/16-28 L=6	FOR LH-3178-7-WB, -WO, -OB			1
53	22619100	CAP	FOR LH-3178			1
54	22811301	THREAD GUIDE(UPPER), RIGHT				1
55	SS3090610SP	SCREW 9/64-40 L=6				1
56	22811558	THREAD GUIDE F ASM.	OPTIONAL PARTS			1
57	22651202	AUXILIARY COVER				1
58	D2112555B00	CORD HOLDER, LARGE	FOR LH-3178-7-WB, -WO, -OB			2
59	22818009	BALANCE COVER(FOR JE)	FOR USE IN JAPAN ,JE			1
60	M6043350AAA	RESISTANCE PACK ASM.,AA	FOR LH-3178-7			1
61	SS4111015SP	SCREW 11/64-40 L=10	FOR LH-3178-7			1
62	CM3002001A1	SAFETY LABEL.,3 (SMALL).	EXCEPT USE IN JAPAN & JE			1
63	CM300200101	SAFETY LABEL, 1(SMALL).	FOR USE IN JAPAN			1
64	40021415	INSTRUCTION MANUAL(SUPPLEMENT)	FOR CHINA			1

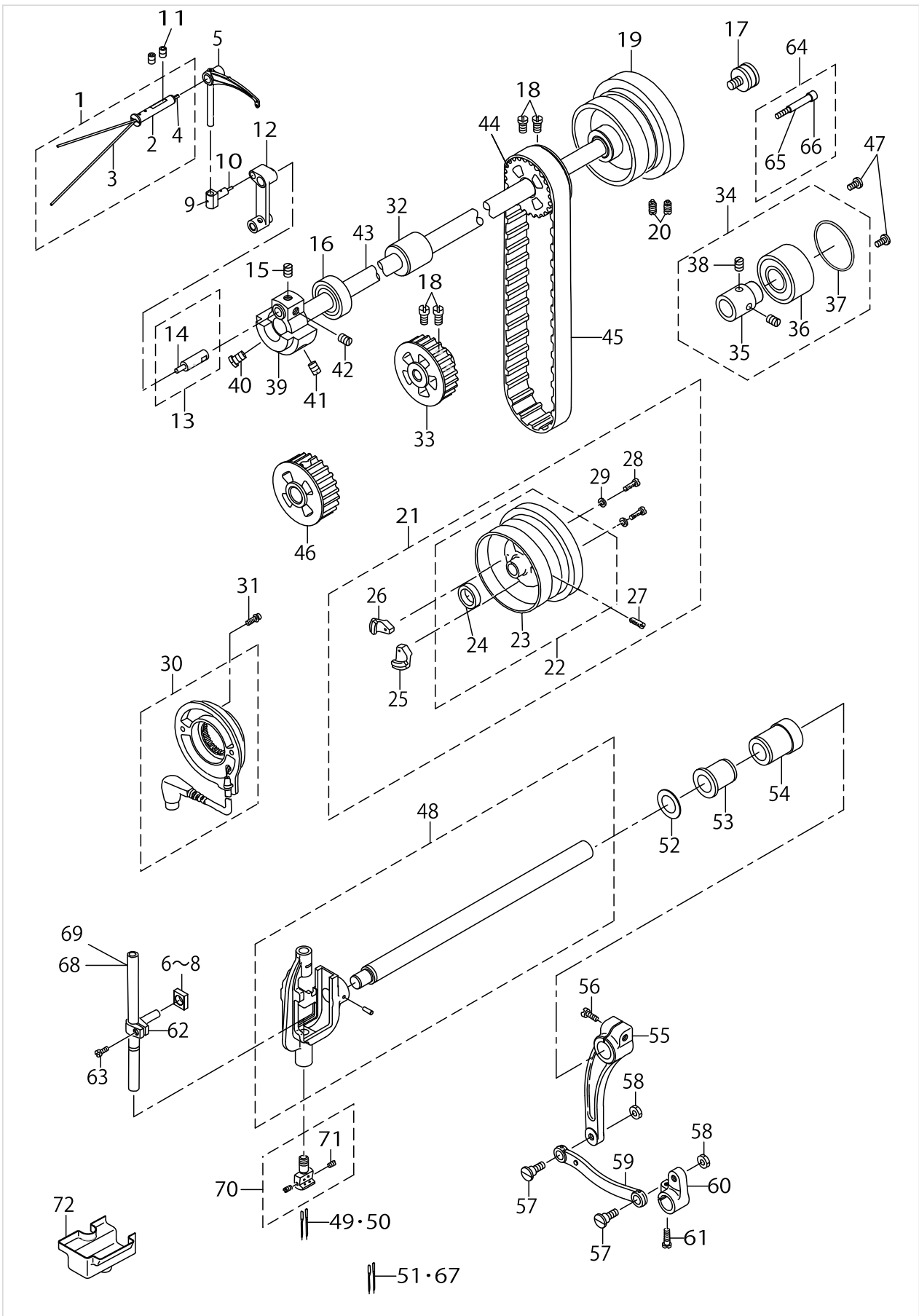
MAIN SHAFT, THREAD TAKE-UP & NEEDLE BAR COMPONENTS



MAIN SHAFT, THREAD TAKE-UP & NEEDLE BAR COMPONENTS

No.	Parts No.	Parts name	Remarks	Level	Cons	Qty
1	22605356	THREAD TAKE-UP LEVER PIN ASM.				1
2	22605307	THREAD TAKE-UP LEVER PIN		*		1
3	CQ202000000	OIL WICK		*		0.4
4	CQ252000000	OIL WICK		*		0.04
5	23204001	THREAD TAKE-UP LEVER D				1
6	23204506	ROCKING ROD SQUARE BLOCK A				1
7	23204605	ROCKING ROD SQUARE BLOCK B				1
8	23204704	ROCKING ROD SQUARE BLOCK C				1
9	22605406	TAKE-UP LEVER THRUST PIN				1
10	CQ252000000	OIL WICK				0.03
11	SS8150822TP	SCREW 15/64-28 L=8				2
12	23204308	NEEDLE BAR CRANK ROD				1
13	22680656	NEEDLE BAR CRANK PIN ASM.				1
14	CQ505000000	OIL WICK		*		0.03
15	SS8680540SP	SCREW 9/32-28 L= 4.5				1
16	B1202512000	MAIN SHAFT BUSHING, FRONT				1
17	22622401	SYNCRO FRNGE	OPTIONAL PARTS			1
18	SS6661110SP	SCREW 1/4-40 L=11				4
19	22604508	HAND WHEEL	FOR LH-3178			1
20	SS8151550SP	SCREW 15/64-28 L=15	FOR LH-3178			2
21	22651566	HAND WHEEL ASM.	FOR LH-3178-7			1
22	22651558	HAND WHEEL		*		1
23	22651509	HAND WHEEL		*		1
24	M4002110000	GENERATOR ROTOR		*		1
25	M40071100AA	MAGNET FITTING BASE A ASM.		*		1
26	M40071100AB	MAGNET FITTING BASE B ASM.		*		1
27	SS8151550SP	SCREW 15/64-28 L=15		*		2
28	SS6111210SP	SCREW 11/64-40 L=12		*		2
29	WP0450801SD	WASHER 4.5X10X0.8		*		2
30	22937965	DYNAMO STATOR	FOR LH-3178-7			1
31	10604809	SCREW	FOR LH-3178-7			2
32	22603906	UPPER SHAFT INNER METAL				1
33	22623201	SPROCKET WHEEL	FOR LH-3178			1
34	22604656	THRUST COLLAR ASM.				1
35	22604607	THRUST COLLAR		*		1
36	SB120000100	BEARING D=20X47		*		1
37	RO437200200	RUBBER RING		*		1
38	SS8660530TP	SCREW 1/4-40 L= 4.5		*		2
39	22604409	COUNTERWEIGHT				1
40	SS7681750TP	SCREW 9/32-28 L=16.5				1
41	SS8681650TP	SCREW 9/32-28 L=16				1
42	SS8680810TP	SCREW 9/32-28 L=8.0				1
43	22604003	MAIN SHAFT				1
44	22604904	UPPER SPROCKET				1
45	22604300	TIMING BELT				1
46	22651608	SPROCKET WHEEL	FOR LH-3178-7			1
47	SS7120760SP	SCREW 3/16-28 L= 7.0				2

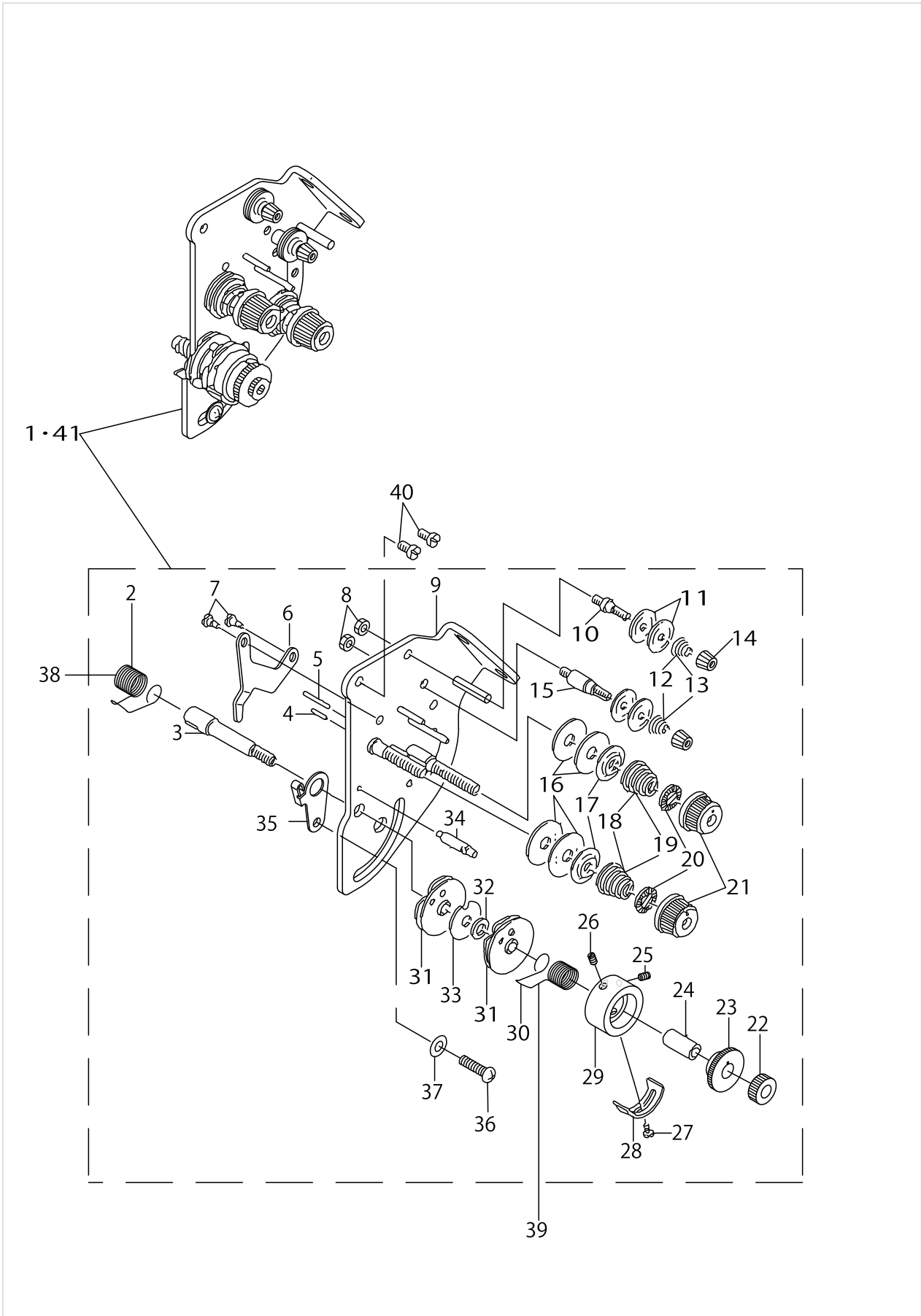
MAIN SHAFT, THREAD TAKE-UP & NEEDLE BAR COMPONENTS



MAIN SHAFT, THREAD TAKE-UP & NEEDLE BAR COMPONENTS

No.	Parts No.	Parts name	Remarks	Level	Cons	Qty
48	23204258	NEEDLE BAR FRAME ASM.				1
49	MC200501300	NEEDLE 134 NM130	FOR THE DESTINATION			2
50	MDP500B2100	NEEDLE DPX5 #21	FOR TYPE G			2
51	MC200500900	NEEDLE 134 90	FOR THE DESTINATION			2
52	B1438512B00	WASHER 17.1X28X1.5	SELECTIVE PARTS			1
53	22607303	BUSHING				1
54	22607402	BUSHING				1
55	22607006	REAR ARM				1
56	SS6152440SP	SCREW 15/64-28 L=23.5				1
57	SD0870601SP	HINGE SCREW D= 8.73 H= 6.0				2
58	NS6150430SP	NUT 15/64-28				2
59	22607105	DRIVING ROD				1
60	22607204	DRIVING ARM				1
61	SS6121610TP	SCREW 3/16-28 L=15.5				1
62	10104800	NEEDLE BAR CONNECTION				1
63	SS7090910SP	SCREW 9/64-40 L= 8.5				1
64	22622351	SENSOR SUPPORT SHAFT ASM.	OPTIONAL PARTS			1
65	22622302	SENSOR SUPPORT SHAFT		*		1
66	BT0630520Z0	HOLDER COVER		*		0.01
67	MDP500B1400	NEEDLE DPX5 #14	FOR TYPE S			2
68	22606008	NEEDLE BAR	FOR LH-3178			1
69	22651905	NEEDLE BAR	FOR LH-3178-7			1
70	10148054	NEEDLE CLAMP ASM. 1/4	EXCHANGING GAUGE PARTS FOR LH-3178(SEE P.25~29) (ORDER F- OR NEEDLE CLAMP ONLY CANNOT BE ACCEPTED)			1
71	SS8080660TP	SCREW 1/8-44 L=5.5		*		2
72	22606800	OIL GUARD RUBBER				1

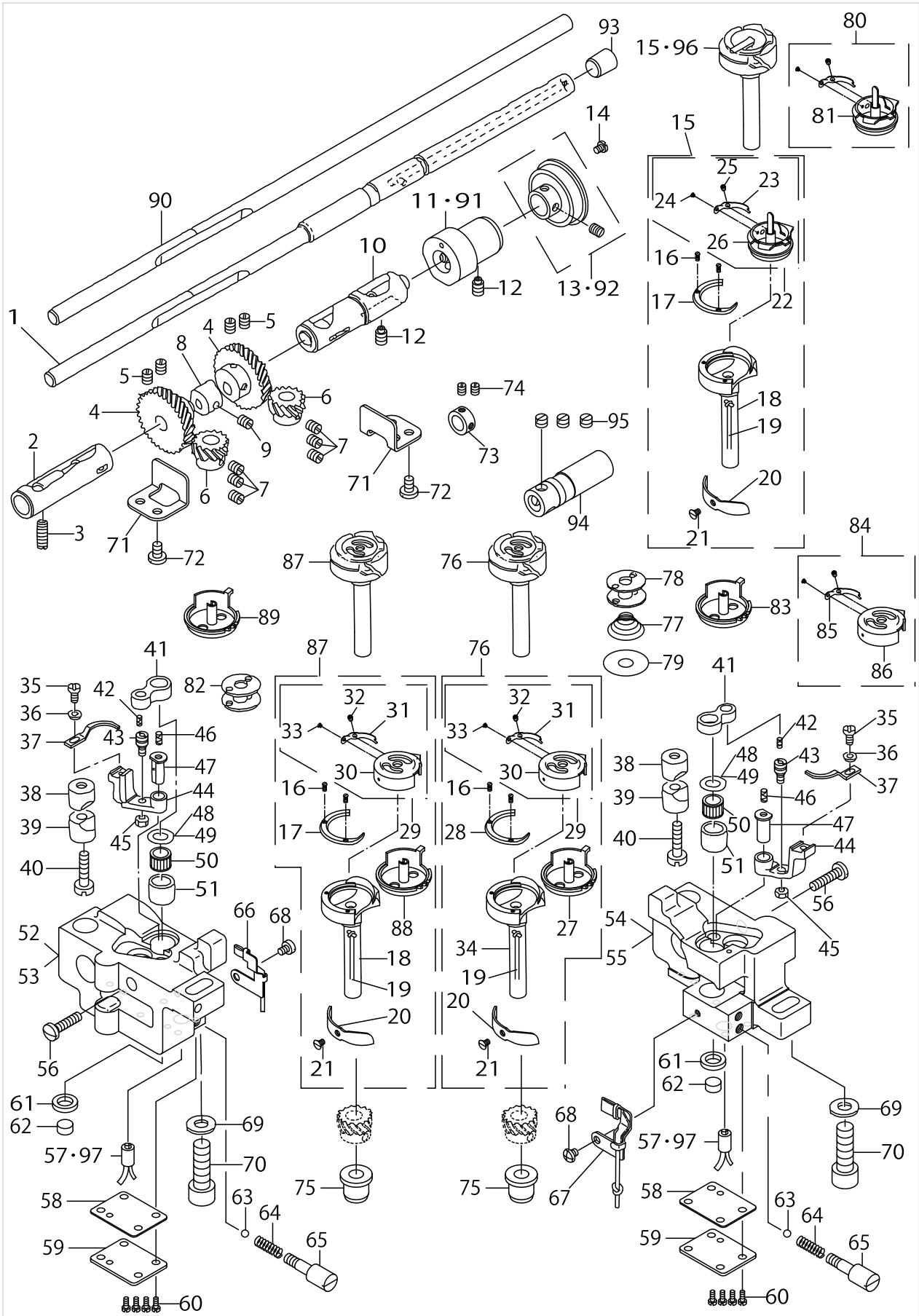
TENSION POST COMPONENTS



TENSION POST COMPONENTS

No.	Parts No.	Parts name	Remarks	Level	Cons	Qty
1	22618557	THREAD TENSION ASM.	TYPE G			1
2	22618706	THREAD TAKE-UP SPRING A		*		1
3	10697605	THREAD TAKE-UP SPRING STUD		*		1
4	22618201	TENSION RELEASE PIN, A		*		1
5	22618300	TENSION RELEASE PIN, B		*		1
6	22618102	TENSION RELEASE LEVER		*		1
7	SD0470281SP	HINGE SCREW D=4.7 H=2.8		*		2
8	NS6110310SP	NUT 11/64-40		*		2
9	22618052	TENSION BASE PLATE ASM.		*		1
10	10124204	THREAD TENSION POST, A		*		1
11	10741106	FIRST THREAD TENSION PLATE		*		4
12	11045101	THREAD TENSION SPRING	TYPE S	*		2
13	11093606	THREAD TENSION SPRING	TYPE G	*		2
14	11072402	THREAD TENSION NUT		*		2
15	10124303	THREAD TENSION POST, B		*		1
16	B3126012000	THREAD TENSION DISK		*		4
17	22617906	THREAD TENSION DISK PRESSER		*		2
18	B3129012A00	TENSION SPRING	TYPE S	*		2
19	B3114232000	THREAD TENSION SPRING	TYPE G	*		2
20	B3112704000	TENSION SPRING BUSHING		*		2
21	11956802	THREAD TENSION KNOB, BLUE		*		2
22	22617807	NUT		*		1
23	22617708	TAKE-UP SPRING GUIDE		*		1
24	B3141527000	PRESSER COLLAR		*		1
25	22618904	SET SCREW		*		1
26	22618904	SET SCREW		*		1
27	SS7090510SP	SCREW 9/64-40 L= 4.6		*		1
28	B3138527000	ADJUSTING PLATE B		*		1
29	22617609	THREAD TENSION POST		*		1
30	22618805	THREAD TAKE-UP SPRING B		*		1
31	B31375270A0	TAKE-UP SPRING GUIDE ASM.		*		2
32	B3139527000	COLLAR		*		1
33	B3142527000	TAKE-UP SPRING GUIDE PLATE		*		1
34	B3143527000	TAKE-UP SPRING GUIDE STUD		*		1
35	10697506	THREAD TENSION BRACKET, A		*		1
36	SS4110615SP	SCREW 11/64-40 L=6		*		1
37	WP0501016SD	WASHER 5X10.5X1		*		1
38	B3128520000	TENSION SPRING	OPTIONAL PARTS			1
39	22835805	TENSION SPRING(RIGHT) 0.8	OPTIONAL PARTS			1
40	SS4120615SP	SCREW 3/16-28 L=6				2
41	22618060	THREAD TENSION ASM., S	TYPE S			1

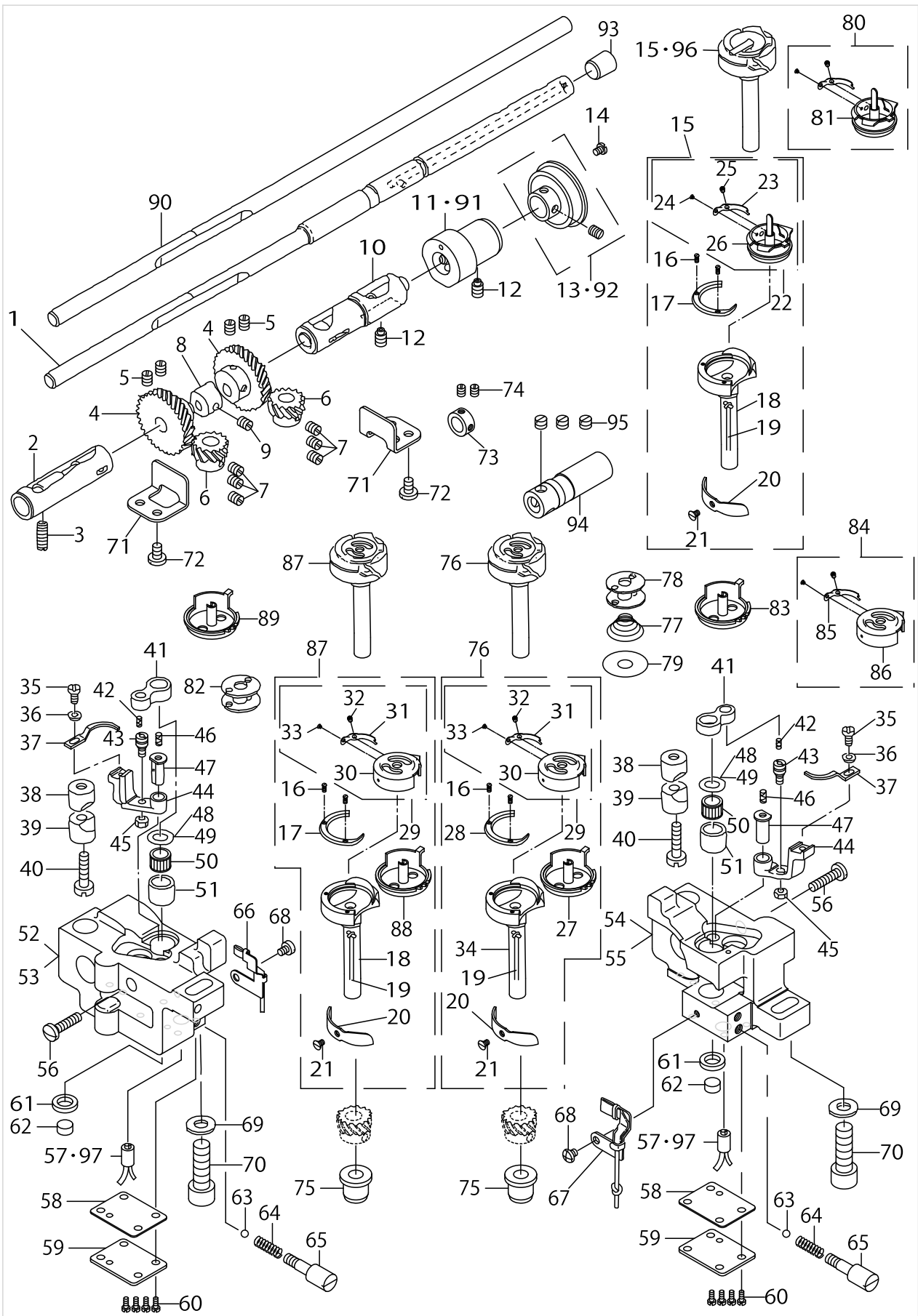
HOOK & HOOK DRIVING SHAFT COMPONENTS



HOOK & HOOK DRIVING SHAFT COMPONENTS

No.	Parts No.	Parts name	Remarks	Level	Cons	Qty
1	10108512	HOOK DRIVING SHAFT	FOR LH-3178-7			1
2	B18025120A0A	BUSHING ASM., FRONT	EXCHANGING GAUGE PART (SEE P.25~29)			1
3	SS8151150SP	SCREW 15/64-28 L=10.5				1
4	B1816512000	HOOK DRIVING SHAFT, LARGE				2
5	SS8660810TP	SCREW 1/4-40 L=8				4
6	10112001	HOOK SHAFT GEAR, A	SELECTIVE PART			2
7	SS8660530TP	SCREW 1/4-40 L= 4.5				6
8	22609804	FEED DRIVING CAM				1
9	SS8660530TP	SCREW 1/4-40 L= 4.5				1
10	B18035150A0	BUSHING ASM., INTERMEDIATE	EXCHANGING GAUGE PART (SEE P.25~29)			1
11	10108611	PLUNGER BUSHING	FOR LH-3178-7			1
12	SS8151150SP	SCREW 15/64-28 L=10.5				2
13	10611457	THRUST COLLAR ASM.	FOR LH-3178-7			1
14	SS7120760SP	SCREW 3/16-28 L= 7.0				2
15	22813455	HOOK ASM.	FOR LH-3178,JA & JS			2
16	10112803	SCREW		*		6
17	22813604	HOOK GIB		*		2
18	22813505	HOOK		*		2
19	22612501	LILYYARN		*		2
20	22813703	NEEDLE POSITIONER		*		2
21	22814008	SCREW		*		4
22	22813356	SWING HOOK ASM.LARGE HOOK		*		2
23	22813802	BOBBIN CASE TENSION SPRING		*		2
24	10110500	TENSION SPRING INSTALLING SCRE		*		2
25	10110609	TENSION ADJUSTING SCREW		*		2
26	22813406	SEWING HOOK		*		2
27	22819403	CAP HOOK		*		2
28	22819304	HOOK GIB		*		2
29	22819650	BOBBIN CASE ASM.		*		2
30	22819601	BOBBIN CASE		*		2
31	22827406	SPRING(0.3)		*		2
32	10110609	TENSION ADJUSTING SCREW		*		2
33	10110500	TENSION SPRING INSTALLING SCRE		*		2
34	22819502	HOOK		*		2
35	SS6090810SP	SCREW 9/64-40 L= 7.5				2
36	WP0371016SD	WASHER 3.7X8X1				2
37	22813208	BOBBIN CASE OPENING LEVER				2
38	10109908	SADDLE INSTALLING BLOCK, UPPER				2
39	10112407	SADDLE INSTALLING BLOCK, LOWER				2
40	SS6153040SP	SCREW 15/64-28 L=30				2
41	22813000	BOBBIN CASE OPENING LEVER LINK				2
42	CQ202000000	OIL WICK				0.03
43	B1821051000	CRANK SCREW STUD				2
44	22813109	OPENING LEVER CRANK				2
45	NS6110420SP	NUT 11/64-40				2
46	CQ202000000	OIL WICK				0.05

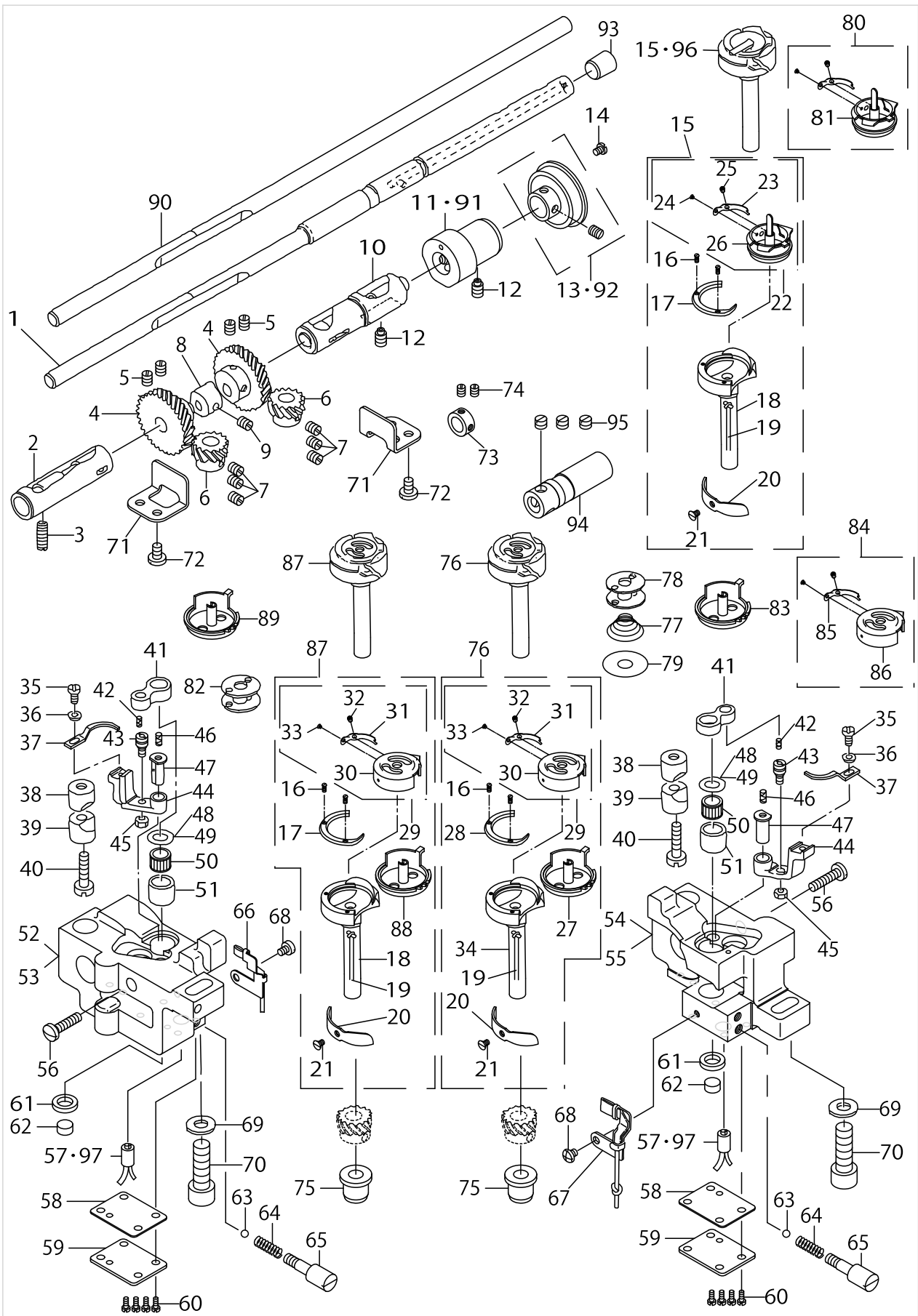
HOOK & HOOK DRIVING SHAFT COMPONENTS



HOOK & HOOK DRIVING SHAFT COMPONENTS

No.	Parts No.	Parts name	Remarks	Level	Cons	Qty
47	B1823051000	OPENING LEVER CRANK PIN				2
48	22614101	THRUST WASHER, B	SELECTIVE PART FOR LH-3178			2
49	10111201	THRUST WASHER, F	SELECTIVE PART FOR LH-3178-7			2
50	SB30953010A	NEEDLE BEARING 9.525X9.52	SELECTIVE PART			2
51	22812952	BUSHING				2
52	22812606	HOOK SHAFT SADDLE, LEFT	FOR LH-3178			1
53	22819106	HOOK SHAFT SADDLE, LEFT	FOR LH-3178-7			1
54	22812507	HOOK SHAFT SADDLE, RIGHT	FOR LH-3178			1
55	22819007	HOOK SHAFT SADDLE, RIGHT	FOR LH-3178-7			1
56	SS7111810SP	SCREW 11/64-40 L=18				2
57	22615454	RUBBER BUSHING ASM.				2
58	22615108	GASKET				2
59	22615009	HOOK SHAFT SADDLE COVER				2
60	SS4110815SP	SCREW 11/64-40 L=8				8
61	22615306	FELT HOLDER				2
62	22615207	FELT				2
63	22615702	OIL ADJUSTING BALL				2
64	D3171415B0H	PRESSER SPRING				2
65	22615801	OIL ADJUSTING SCREW				2
66	22615959	OIL WICK HOLDER ASM. LEFT				1
67	22616254	OIL WICK HOLDER ASM. RIGHT				1
68	SS4110515SP	SCREW 11/64-40 L=5				2
69	WP0850002SP	WASHER 8.5X18X1.6				2
70	SM6082502TP	SCREW M8 L=25				2
71	22613608	GEAR GUIDE				2
72	SS7110710SP	SCREW 11/64-40 L=7				4
73	CS1471012SH	THRUST COLLAR D=14.72 W=10	FOR LH-3178-7			1
74	SS8660530TP	SCREW 1/4-40 L= 4.5	FOR LH-3178-7			2
75	22613400	HOOK DRIVING SHAFT BUSHING				2
76	22819452	HOOK ASM. (CAP)	FOR LH-3178-7			2
77	22819908	SPRING	FOR LH-3178-7			2
78	10231603	BOBBIN	FOR LH-3178-7			2
79	22819809	SHEET	FOR LH-3178-7			2
80	22814156	HOOK ASM.	OPTION PARTS			2
81	22814107	HOOK		*		2
82	B9117563000	BOBBIN	FOR LH-3178			2
83	22820005	CAP HOOK	OPTION PARTS			2
84	22819254	BOBBIN CASE ASM.	OPTION PARTS			2
85	22827505	TENSION SPRING		*		2
86	22819601	BOBBIN CASE		*		2
87	22814255	SHUTTLE ASM.	FOR LH-3178			2
88	22827109	INNER HOOK (SHUTTLE)		*		2
89	22827703	HOOK	OPTION PARTS			2
90	22623102	LOWER SHAFT B	FOR LH-3178			1
91	22611701	PLUNGER BUSHING, B	FOR LH-3178			1
92	22611651	THRUST COLLAR ASM., B	FOR LH-3178			1

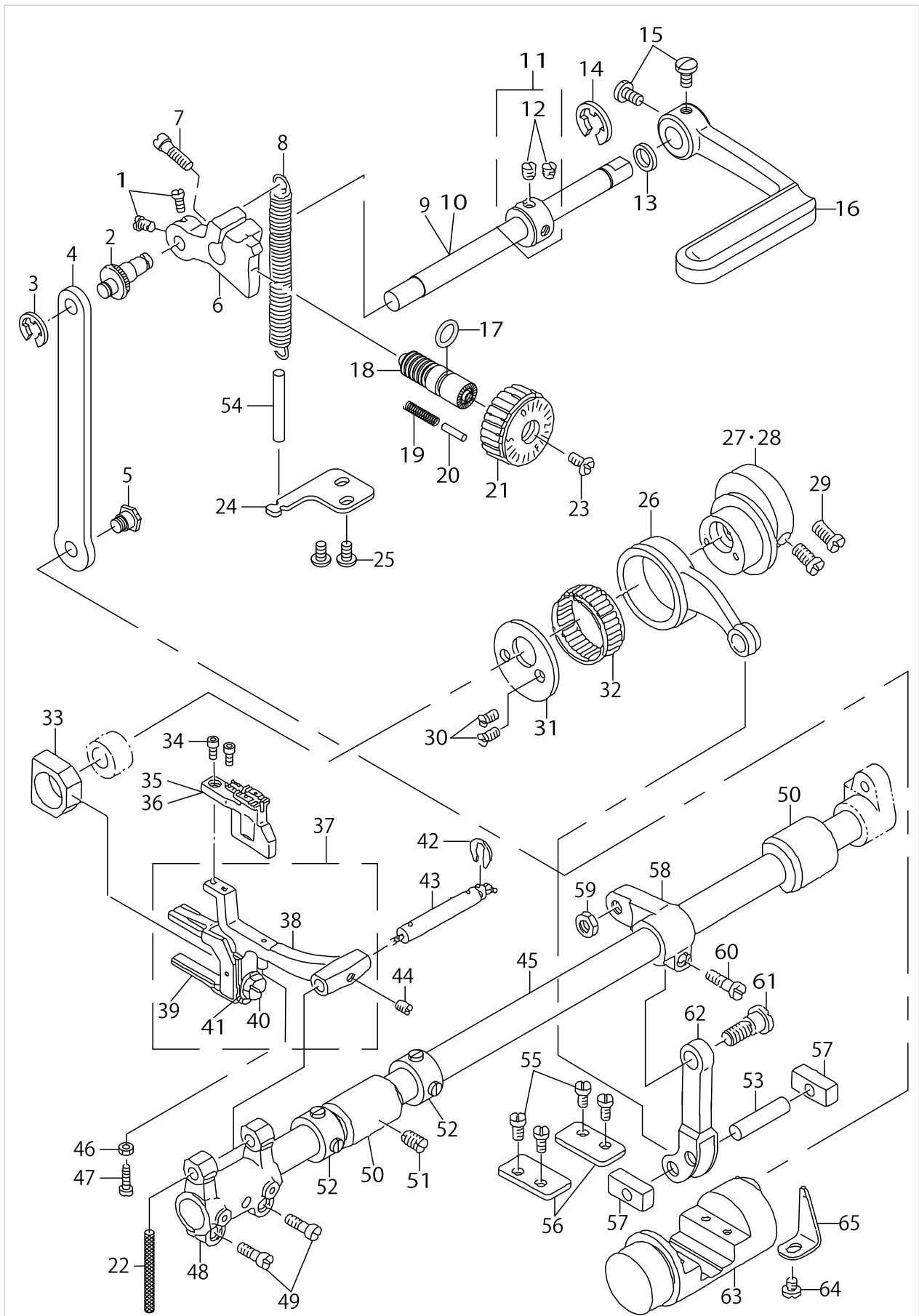
HOOK & HOOK DRIVING SHAFT COMPONENTS



HOOK & HOOK DRIVING SHAFT COMPONENTS

No.	Parts No.	Parts name	Remarks	Level	Cons	Qty
93	TA0500601M0	PLUG D=5X5.4 L=6	FOR LH-3178-7			1
94	22611909	OIL PUMP SHAFT	FOR LH-3178			1
95	SS8660530TP	SCREW 1/4-40 L= 4.5	FOR LH-3178			3
96	22820666	THREAD CUTTER SWING HOOK ASM.	FOR LH-3178-7,JA & JS			2
97	22615462	RUBBER BUSHING ASM.	OPTION PARTS			2

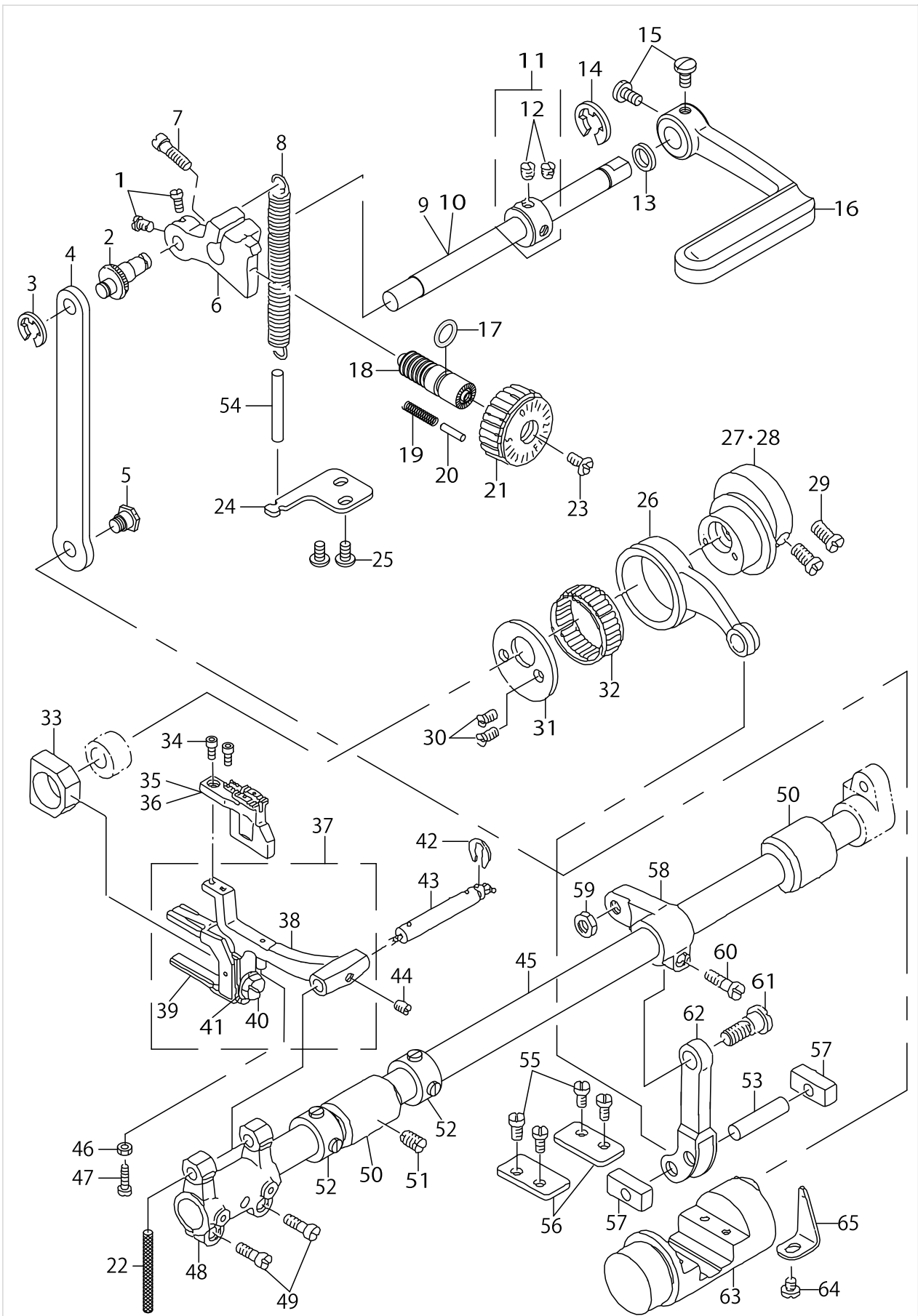
FEED MECHANISM COMPONENTS



FEED MECHANISM COMPONENTS

No.	Parts No.	Parts name	Remarks	Level	Cons	Qty
1	SS6090670TP	SCREW 9/64-40 L=6				2
2	22610109	ROD PIN				1
3	RE0500000K0	E-RING				1
4	22610208	FEED REGULATOR CONNECTING ROD				1
5	SD0800422CP	HINGE SCREW D= 8 H= 4.2				1
6	22610000	FEED REGULATOR				1
7	SS7121410SP	SCREW 3/16-28 L=14				1
8	22610307	FEED REGULATOR SPRING				1
9	22610604	REVERSE FEED SHAFT				1
10	22652101	REVERSE FEED SHAFT	FOR LH-3178-7-WB, -OB			1
11	CS102121ASH	THRUST COLLAR ASM. D=10.2 W=12				1
12	SS8660610TP	SCREW 1/4-40 L=6		*		2
13	10108009	OIL SEAL				1
14	RE0900000K0	E-RING 9				1
15	SS7120910SP	SCREW 3/16-28 L=9				2
16	22610505	REVERSE FEED CONTROL LEVER				1
17	RO092270200	RUBBER RING				1
18	22911804	FEED REGULATOR SCREW				1
19	22912109	FEED REGULATOR PIN SPRING				1
20	22912000	FEED REGULATOR PIN				1
21	22911903	FEED DIAL				1
22	CQ252000000	OIL WICK				0.26
23	SS6121860SP	SCREW 3/16-28 L=18				1
24	22610406	SPRING BRACKET				1
25	SS4110815SP	SCREW 11/64-40 L=8				2
26	22609200	FEED ROCK SHAFT CONNECTING ROD				1
27	22609002	FEED DRIVE ECCENTRIC CAM, B	FOR LH-3178			1
28	22652002	FEED DRIVE ECCENTRIC CAM	FOR LH-3178-7			1
29	SS6661110SP	SCREW 1/4-40 L=11				2
30	SS7110710SP	SCREW 11/64-40 L=7				2
31	22609101	CAM COVER				1
32	B1636581B00	NEEDLE BEARING B				1
33	B1610512000	FEED DRIVING SLIDE BLOCK				1
34	SS6580752TP	SCREW 1/8-40 L=7				2
35	22815609	FEED DOG(D=2.4) 1/4"(6.4MM)	EXCHANGING GAUGE PARTS F-OR LH-3178(SEE P.25~29)			1
36	22821409	FEED DOG(D=2.4) 1/4	EXCHANGING GAUGE PARTS F-OR LH-3178-7(SEE P.25~29)			1
37	22609754	FEED BAR ASM.				1
38	22609705	FEED BAR		*		1
39	10107902	FEED BAR FORK		*		1
40	SS9151440CP	SCREW 15/64-28 L=14		*		1
41	WP0621016SD	WASHER 6.2X13X1		*		1
42	RE0500711KP	SNAP RING 5				1
43	B1604012000A	FEED BAR SHAFT				1
44	SM8050502TP	SCREW M5 L=5				1
45	22609408	FEED ROCK SHAFT				1
46	NS6080210SP	NUT 1/8-44				1

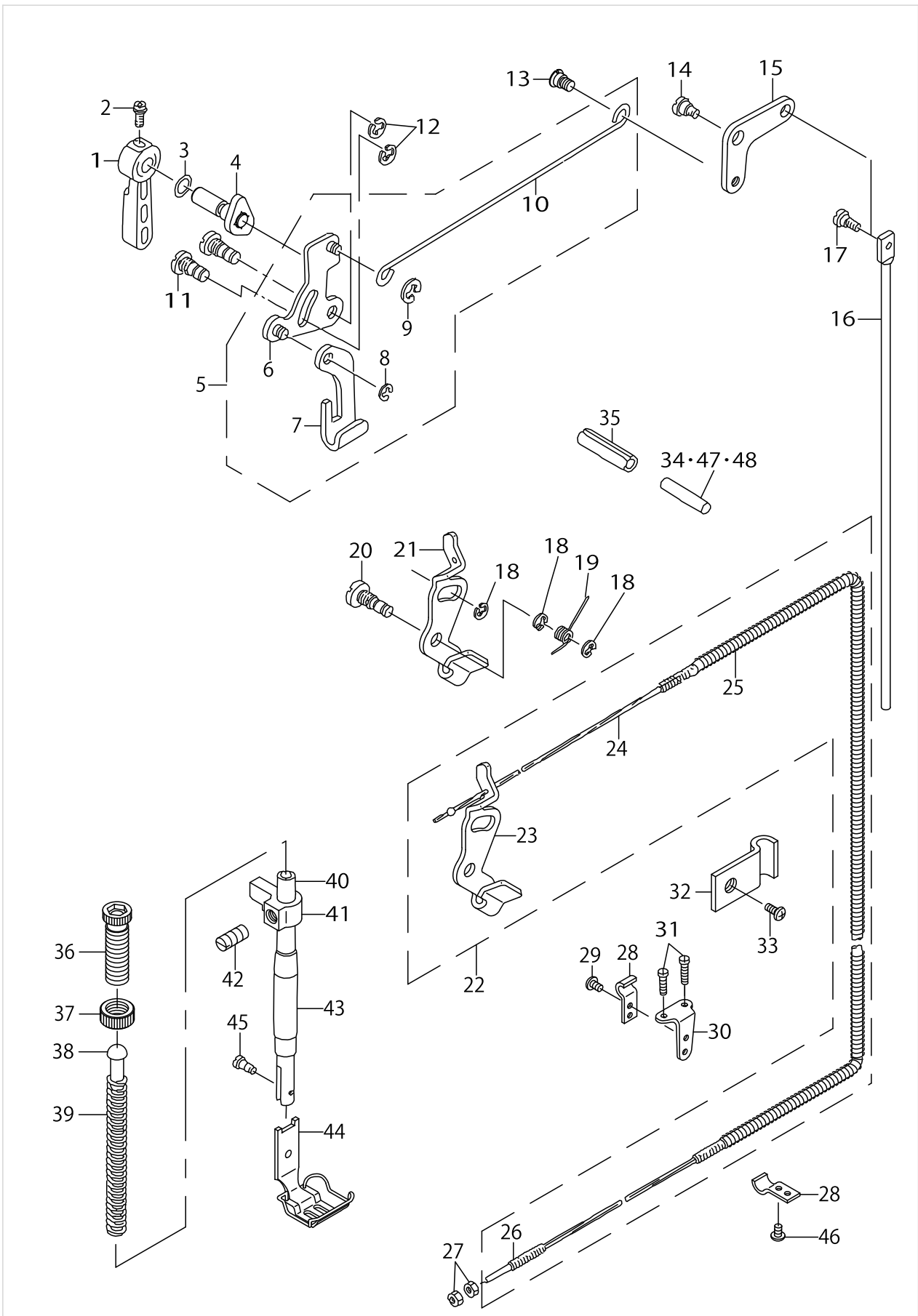
FEED MECHANISM COMPONENTS



FEED MECHANISM COMPONENTS

No.	Parts No.	Parts name	Remarks	Level	Cons	Qty
47	SS6081810SP	SCREW 1/8-44 L=18.0				1
48	B1603512000	FEED ROCKER				1
49	SS7111310TP	SCREW 11/64-40 L=12.8				2
50	10106102	BUSHING				2
51	SS8151150SP	SCREW 15/64-28 L=10.5				1
52	22904155	MAIN SHAFT THRUST COLLAR ASM.				2
53	B1653470000	PIN				1
54	BT0500300EA	OIL TUBE				0.09
55	SS7110910SP	SCREW 11/64-40 L=8.5				4
56	10315505	PLATE				2
57	22609606	FEED DRIVING ROCKER BLOCK, S				2
58	22609309	FEED ROCKER SHAFT CRANK				1
59	NS6680320SP	NUT 9/32-28				1
60	SS6121610TP	SCREW 3/16-28 L=15.5				1
61	SD0900701TP	HINGE SCREW D= 9 H= 7				1
62	10315208	FEED ROCK CONNECTING ROD				1
63	10315455	FEED DRIVING ROCKER ASM.				1
64	SS7110510SP	SCREW 11/64-40 L=5				1
65	B1633470000	STOPPER PLATE				1

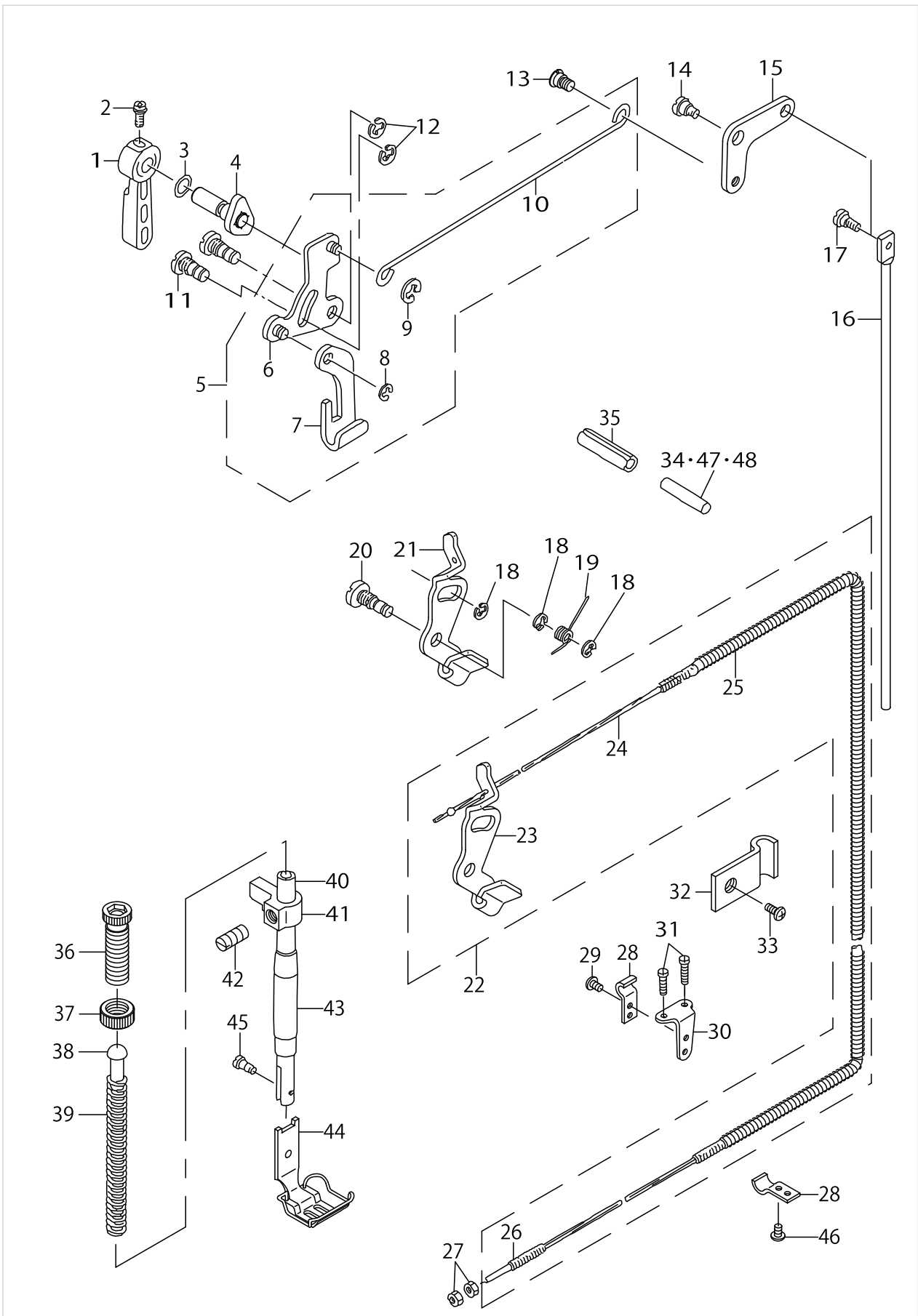
PRESSER BAR & TENSION RELEASE COMPONENTS



PRESSER BAR & TENSION RELEASE COMPONENTS

No.	Parts No.	Parts name	Remarks	Level	Cons	Qty
1	22907802	HAND LIFTER				1
2	B1521555000	SCREW				1
3	RO037180100	RUBBER RING				1
4	22908552	HAND LIFTER CAM ASM.				1
5	22608152	LIFTING LEVER ROD ASM.				1
6	11006350	HAND LIFTER LINK		*		1
7	11006202	LIFTING LEVER		*		1
8	11007309	E-RING		*		1
9	RE0500000K0	E-RING		*		1
10	22608103	LIFTING LEVER CONNECTING ROD		*		1
11	40034204	LINK SHAFT				2
12	RE0500000K0	E-RING				2
13	22908909	HINGE SCREW				1
14	SD0720332SP	HINGE SCREW D= 7.24 H= 3.3				1
15	22908800	KNEE LIFTER LINK				1
16	10125201	CONNECTING ROD, VERTICAL				1
17	SD0600322SD	HINGE SCREW D=6 H=3.2				1
18	RE0500000K0	E-RING				3
19	22920201	RETURN SPRING				1
20	11018108	TENSION RELEASE SHAFT				1
21	22617104	TENSION RELEASE PLATE	FOR LH-3178			1
22	22654958	TENSION RELEASE PLATE ASM.	FOR LH-3178-7			1
23	22617104	TENSION RELEASE PLATE		*		1
24	11394509	WIRE CABLE		*		1
25	22654909	WIRE TUBE		*		1
26	D3159555B00	SET SCREW		*		1
27	NS6620310SP	NUT 3/16-32	FOR LH-3178-7			2
28	D3164555B00	OUTER PRESSER PLATE	FOR LH-3178-7			2
29	SS4110715SP	SCREW 11/64-40 L=7	FOR LH-3178-7			1
30	D3163555B00A	FLEXIBLE TUBE SUPPORT PLATE	FOR LH-3178-7			1
31	SS4111215SP	SCREW 11/64-40 L=12	FOR LH-3178-7			2
32	22620801	PIPE HOLDER	FOR LH-3178-7			1
33	SS4111015SP	SCREW 11/64-40 L=10	FOR LH-3178-7			1
34	22617005	PUSH BAR	SELECTIVE PARTS			1
35	PS0600502KP	SPRING PIN				1
36	22907505	PRESSER SPRING REGULATOR				1
37	22907604	PRESSER SPRING REGULATOR NUT				1
38	22907703	PRESSER GUIDE BAR				1
39	B1505227T00A	PRESSER SPRING T				1
40	B1501581000	PRESSER BAR				1
41	40017058	PRESSER BAR HOLDER				1
42	SS8660810TP	SCREW 1/4-40 L=8				1
43	22907109	PRESSER BAR BUSHING, LOWER				1
44	22816755	PRESSER FOOT ASM. 1/4	EXCHANGING GAUGE PARTS (SEE P.25~29)			1
45	SS7090910TP	SCREW 9/64-40 L= 8.5				1
46	SS4110515SP	SCREW 11/64-40 L=5	FOR LH-3178-7			1

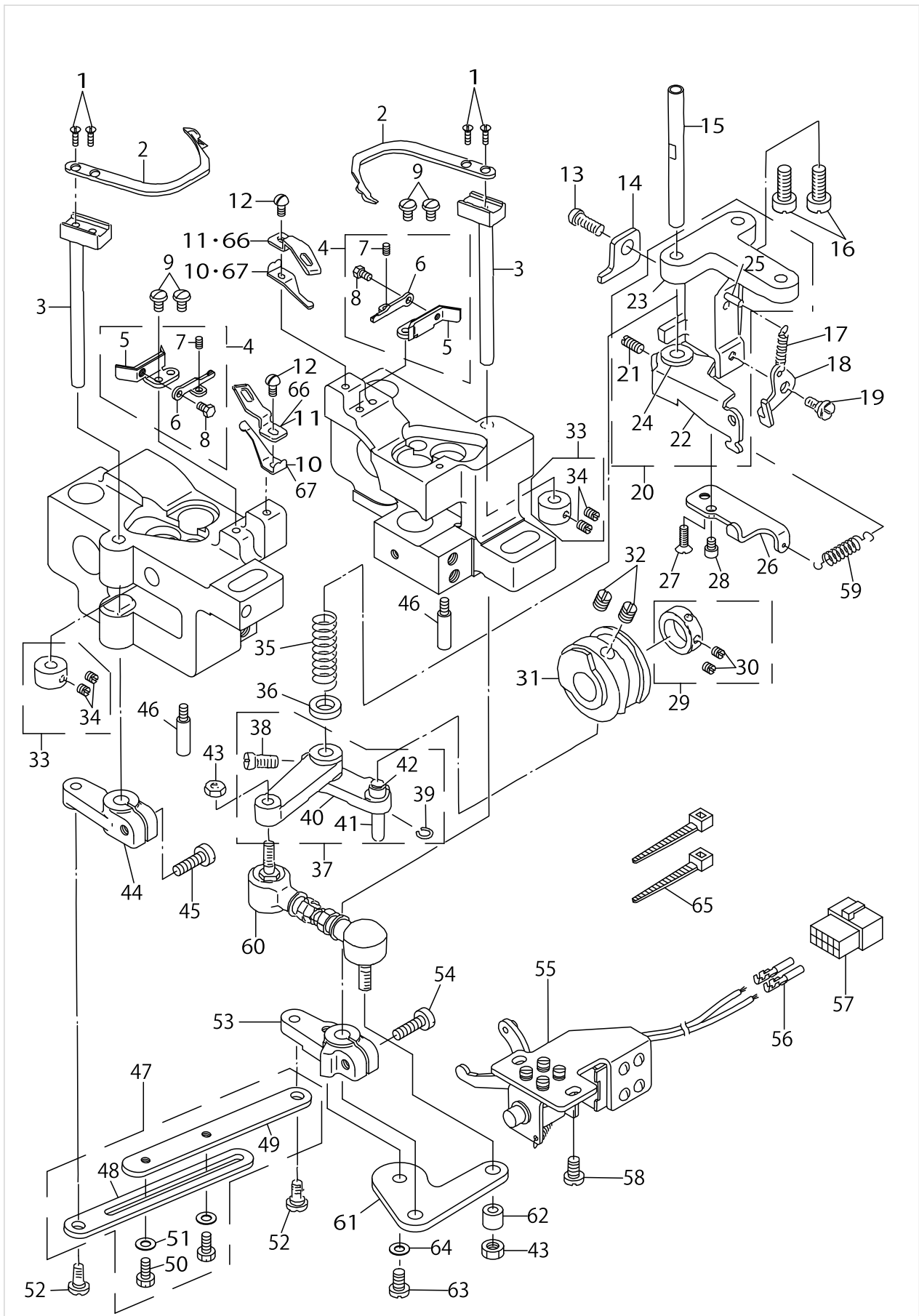
PRESSER BAR & TENSION RELEASE COMPONENTS



PRESSER BAR & TENSION RELEASE COMPONENTS

No.	Parts No.	Parts name	Remarks	Level	Cons	Qty
47	40030133	PUSH BAR	SELECTIVE PARTS			1
48	40039672	PUSH BAR	SELECTIVE PARTS			1

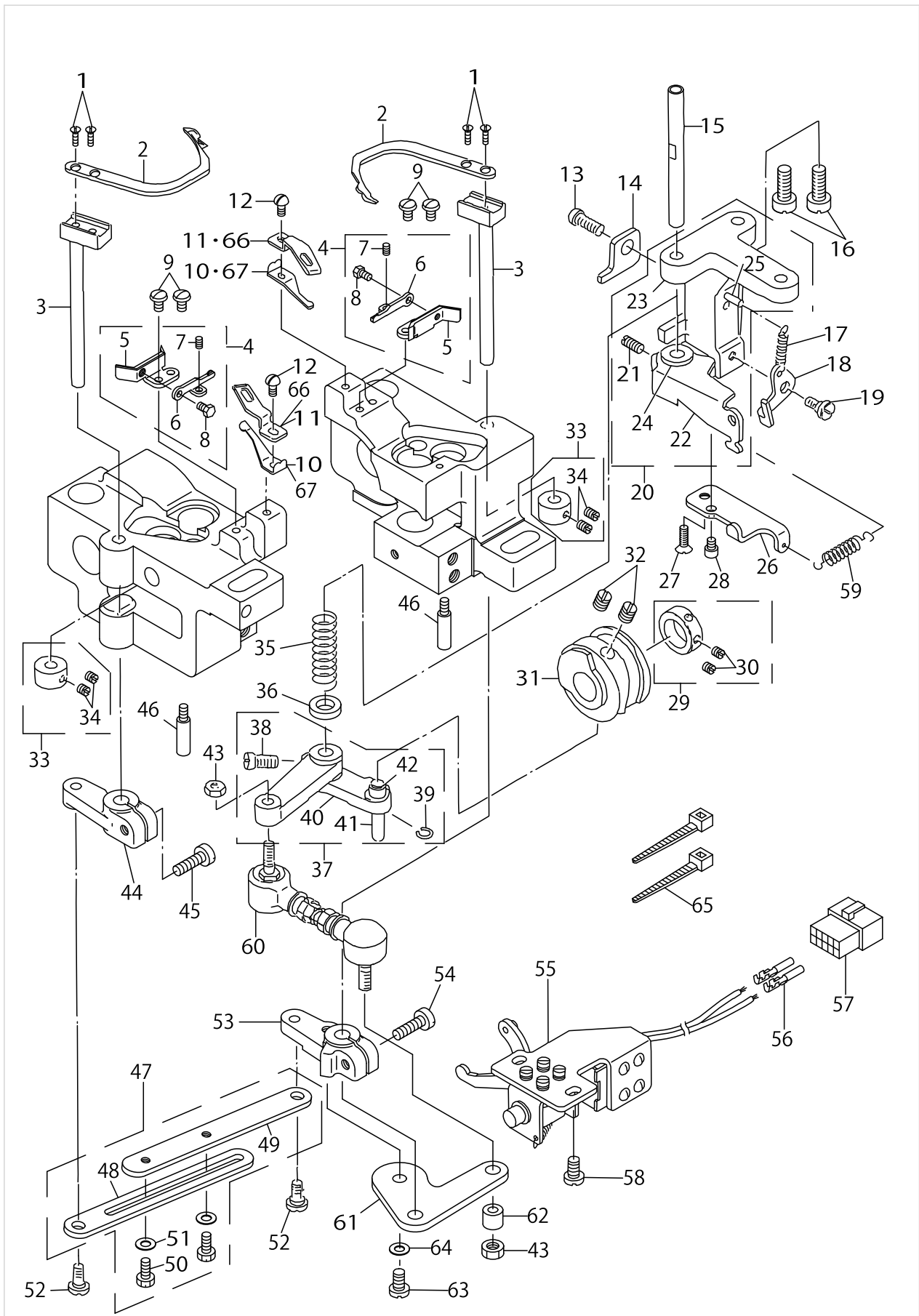
THREAD TRIMMER MECHANISM COMPONENTS (FOR LH-3178-7)



THREAD TRIMMER MECHANISM COMPONENTS (FOR LH-3178-7)

No.	Parts No.	Parts name	Remarks	Level	Cons	Qty
1	SS2080810SP	SCREW 1/8-44 L=7.5				4
2	10211605	MOVING KNIFE				2
3	10116051	MOVING KNIFE SHAFT ASM.				2
4	22820153	MOVING KNIFE SUPPORT ASM. B				2
5	22820104	MOVING KNIFE SUPPORT B		*		2
6	10211407	THREAD PRESSER ADJUSTING PLATE		*		2
7	SS8080610SP	SCREW 1/8-44 L=5.5		*		2
8	SS9080410SP	SCREW 1/8-44 L=4.3		*		2
9	SS5090610SP	SCREW 9/64-40 L=6				4
10	22820203	THREAD PRESSER G	FOR TYPE G			2
11	22820302	COUNTER KNIFE G	FOR TYPE G			2
12	SS7090710SP	SCREW 9/64-40 L= 6.8				2
13	SS6121212TP	SCREW 3/16-28 L=12.0				1
14	22654800	STOPPER, A				1
15	10116804	SHAFT				1
16	SS7151610SP	SCREW 15/64-28 L=16				2
17	B3418180000	SPRING				1
18	10117208	TENSION DISC RELEASE PLATE				1
19	SD0600271SP	HINGE SCREW D= 6 H= 2.7				1
20	22655153	LINK INSTALLING BASE ASM.				1
21	SS8111010TP	SCREW 11/64-40 L=9.5		*		1
22	22655104	TENSION DISC RELEASE ARM		*		1
23	10116606	LINK INSTALLING BASE		*		1
24	10117109	BUSHING		*		1
25	PS0300201KP	SPRING PIN 3.0X20		*		1
26	40012461	STOPPER PLATE				1
27	SS2110920TP	SCREW 11/64-40 L=8.5				1
28	SS6111052TP	SCREW				1
29	CS1470710SH	THRUST COLLAR ASM. D=14.72 W=7				1
30	SS8110410TP	SCREW 11/64-40 L= 3.5		*		2
31	22654107	THREAD TRIMMER CAM				1
32	SS8660810TP	SCREW 1/4-40 L=8				2
33	CS070081BSH	THRUST COLLAR ASM. D=7 W=8				2
34	SS8110510SP	SCREW 11/64-40 L=5		*		4
35	10116903	SPRING				1
36	WP0753016SZ	WASHER 7.5X16.0X3.0				1
37	10116754	CAM INSTALLING LINK ASM.				1
38	SS6151220SP	SCREW 15/64-28 L=11.5		*		1
39	D2430555B00	SNAP RING		*		1
40	10116705	CAM INSTALLING LINK		*		1
41	D2428555B00A	CAM ROLLER SHAFT		*		1
42	D2427555B00B	CAM ROLLER		*		1
43	NM6050001SP	NUT M5				2
44	22654404	DRIVING ARM, LEFT				1
45	SS6121610TP	SCREW 3/16-28 L=15.5				1
46	B1515051000	HAND LIFTER PIN				2
47	22654552	CONNECTING LINK ASM.				1

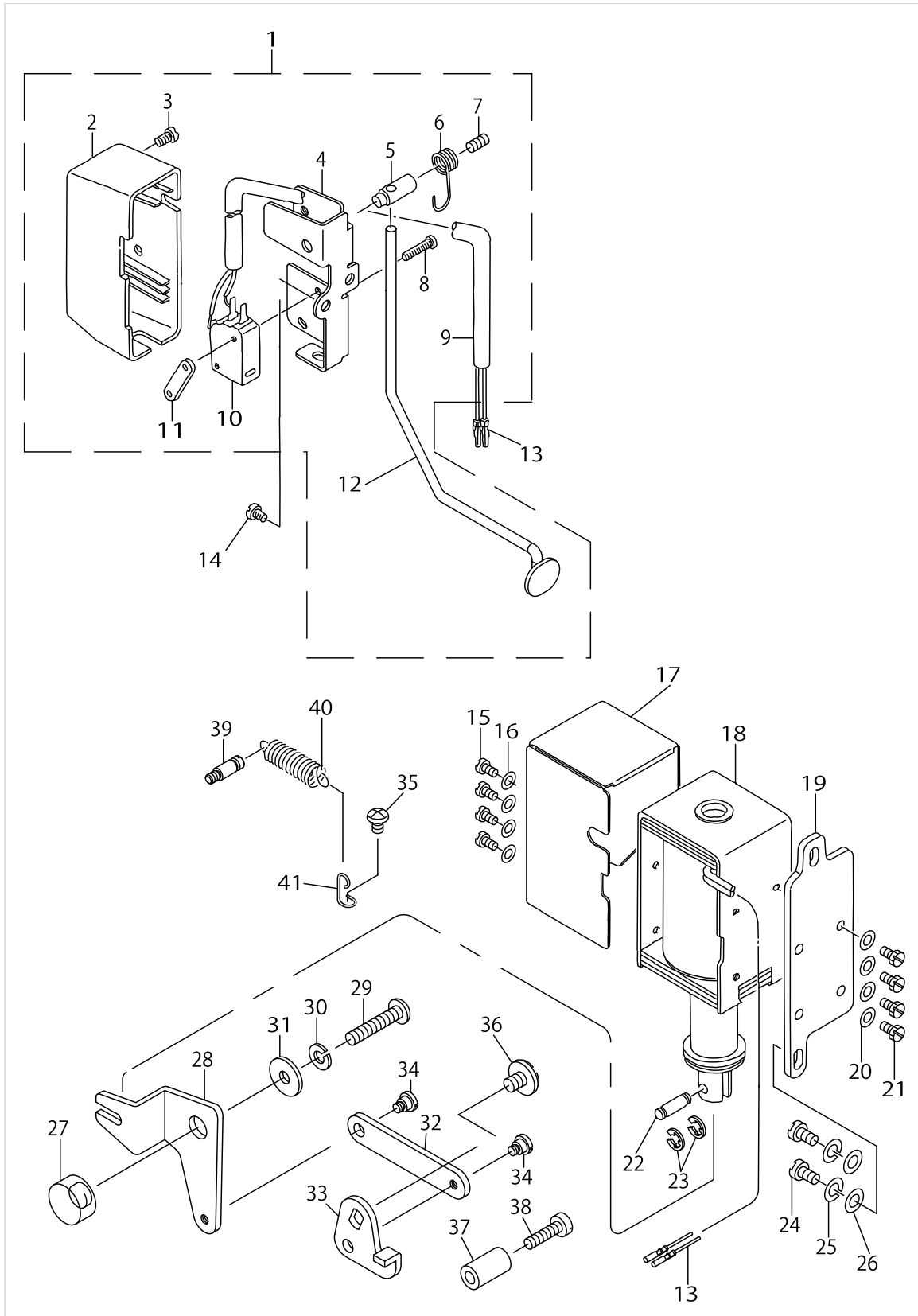
THREAD TRIMMER MECHANISM COMPONENTS (FOR LH-3178-7)



THREAD TRIMMER MECHANISM COMPONENTS (FOR LH-3178-7)

No.	Parts No.	Parts name	Remarks	Level	Cons	Qty
48	22654503	CONNECTING LINK, A		*		1
49	22654602	CONNECTING LINK, B		*		1
50	SS9111010SP	SCREW 11/64-40 L=9.5		*		2
51	WP0501016SD	WASHER 5X10.5X1		*		2
52	SD0650305TP	HINGE SCREW D= 6.5 H= 3				2
53	22654305	DRIVING ARM, RIGHT				1
54	SS6121610TP	SCREW 3/16-28 L=15.5				1
55	10117851	SOLENOID ASM.				1
56	HK03464000B	PIN CONTACT				2
57	HK034610140	HOUSING 14P				1
58	SS6151040SP	SCREW 15/64-28 L=10				2
59	B3041980000	SPRING				1
60	22655005	JOINT ROD				1
61	22654008	DRIVING ARM PLATE				1
62	B3417051000	REAR LIFTING BAR ROLLER				1
63	SS6120940SP	SCREW 3/16-28 L=9				1
64	WP0501016SD	WASHER 5X10.5X1				1
65	EA9500B0100	CABLE BAND				2
66	22655302	COUNTER KNIFE	FOR TYPE S			2
67	22655401	THREAD PRESSER	FOR TYPE S			2

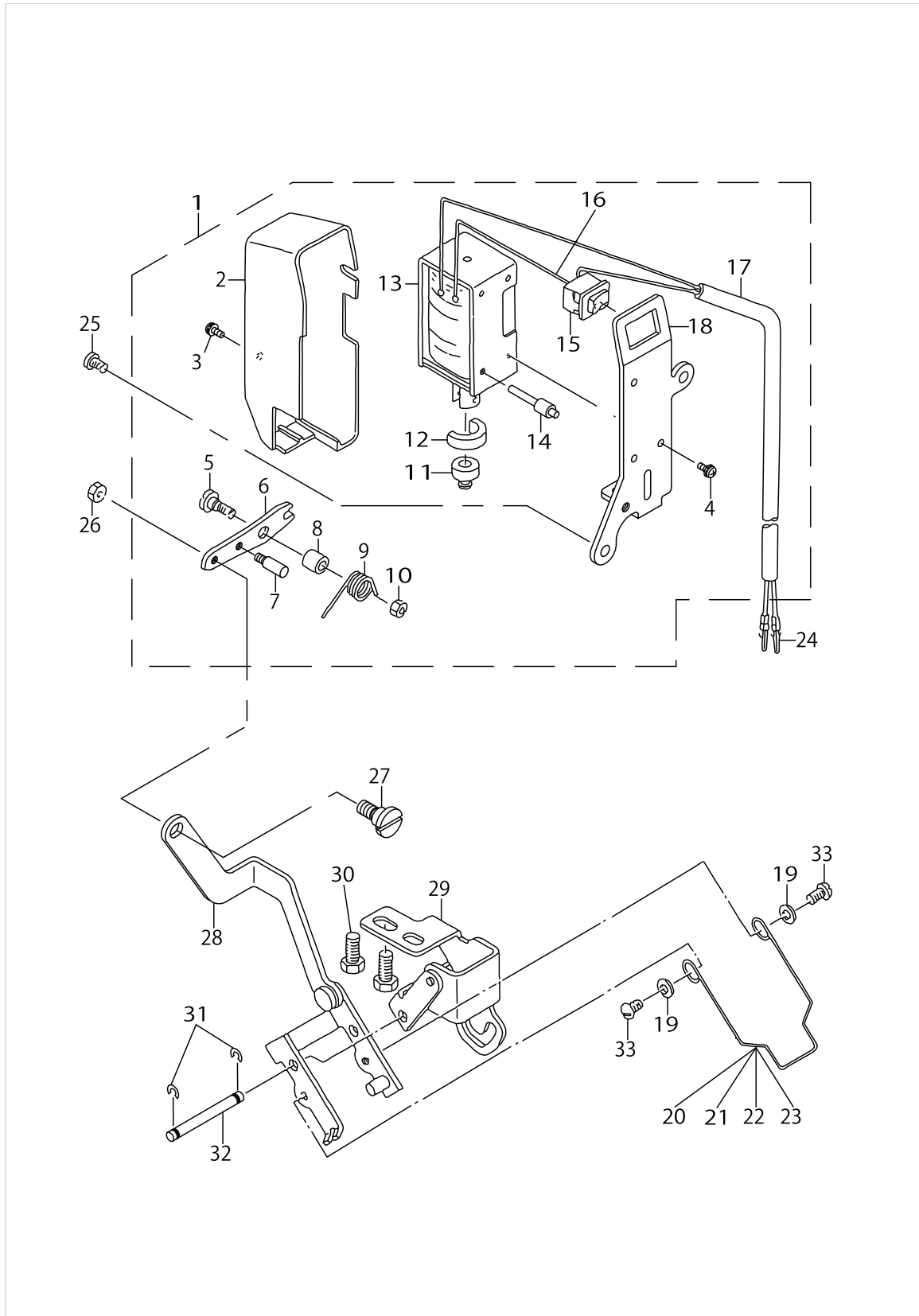
AUTOMATIC REVERSE FEED MECHANISM COMPONENTS (FOR LH-3178-7)



AUTOMATIC REVERSE FEED MECHANISM COMPONENTS (FOR LH-3178-7)

No.	Parts No.	Parts name	Remarks	Level	Cons	Qty
1	22656557	REVERSE FEED SWITCH ASM.				1
2	11072501	REVERSE FEED SWITCH COVER		*		1
3	SM4040655SP	SCREW M4 L=6		*		1
4	22656508	REVERSE FEED SWITCH BASE		*		1
5	11102100	REVERSE FEED SWITCH SHAFT		*		1
6	11102209	REVERSE FEED SWITCH SPRING		*		1
7	SM8040802SP	SCREW M4X0.7 L=8		*		1
8	SM4031501SC	SCREW M3 L=15		*		2
9	HW500070000	2-CORE CABTYRE CORD		*		1.4
10	HA001900000	MICROSWITCH		*		1
11	11102308	MICRO SWITCH PLATE		*		1
12	22656607	REVERSE FEED SWITCH LEVER		*		1
13	HK03464000B	PIN CONTACT				4
14	SS4120615SP	SCREW 3/16-28 L=6				2
15	SS7110710SP	SCREW 11/64-40 L=7				4
16	WP0501016SD	WASHER 5X10.5X1				4
17	10161305	SOLENOID COVER				1
18	10119105	REVERSE FEED SOLENOID, AC24V				1
19	10119204	SOLENOID INSTALLING PLATE				1
20	WP0501016SD	WASHER 5X10.5X1				4
21	SS9111010SP	SCREW 11/64-40 L=9.5				4
22	D2464555B00	LINK DRIVING MAGNET PIN				1
23	RE0400000K0	E-RING 4				2
24	SS7151210SP	SCREW 15/64-28 L=12				2
25	WS0631510KP	SPRING WASHER				2
26	WP0621016SD	WASHER 6.2X13X1				2
27	22656409	LINK FULCULUM				1
28	22656300	REVERSE FEED LINK, L				1
29	SS4153015SP	PAN-SCREW 15/64-28 L=30				1
30	WS0610002KP	SPRING WASHER				1
31	WP0612056SD	WASHER 6.1X18.5X2				1
32	22656201	REVERSE FEED LINK, (2)				1
33	22656102	REVERSE FEED LINK, (1)				1
34	SD0640321SP	HINGE SCREW D= 6.35 H= 3.2				2
35	SS4120615SP	SCREW 3/16-28 L=6				1
36	SS7120760SP	SCREW 3/16-28 L= 7.0				1
37	22952501	BACK LEVER STOPPER				1
38	SS6121840SP	SCREW 3/16-28 L=18				1
39	26226407	TENSION SPRING HOOK				1
40	26226209	SPRING				1
41	22656003	SPRING SUSPENSION				1

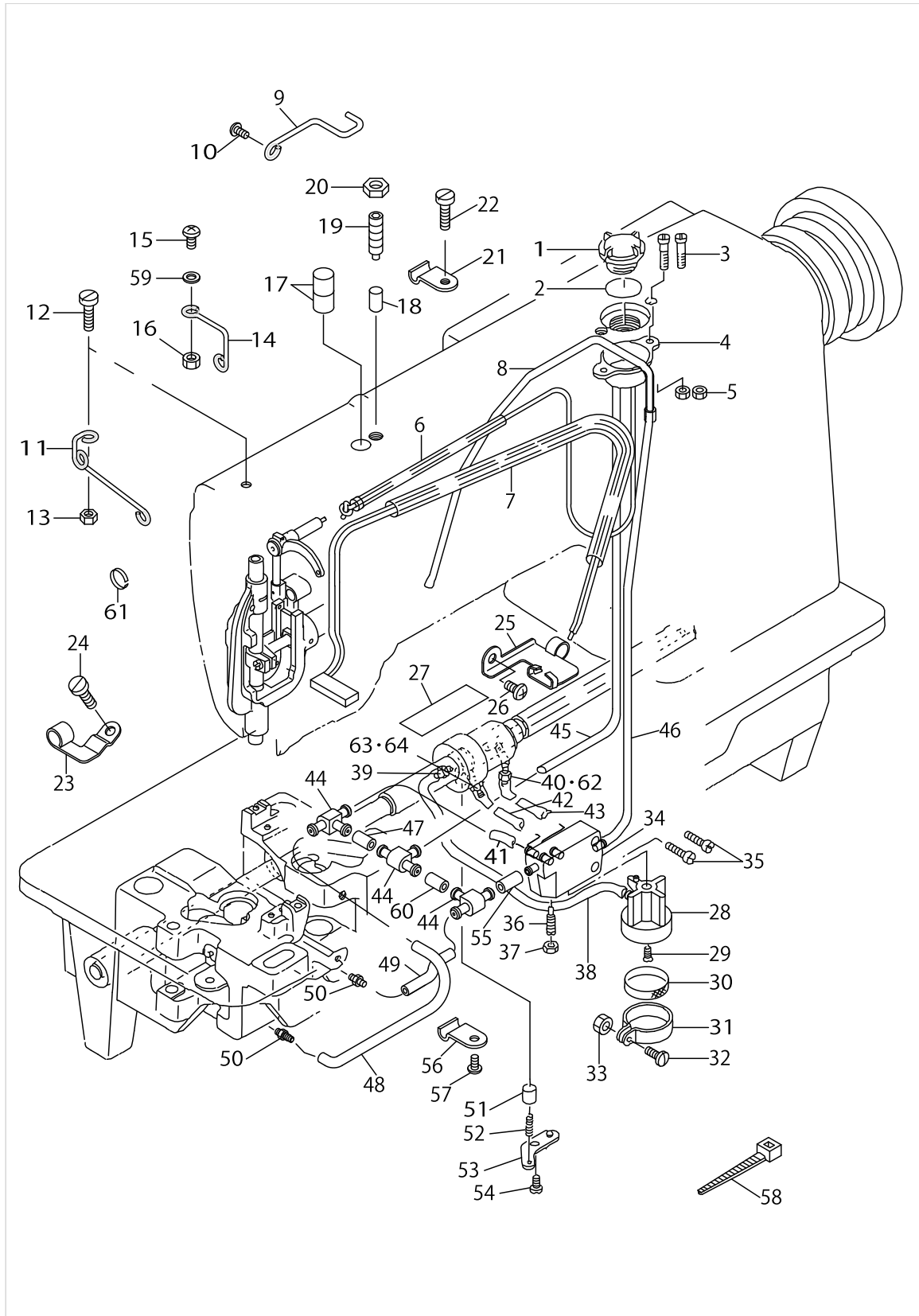
WIPER MECHANISM COMPONENTS (FOR LH-3178-7)



WIPER MECHANISM COMPONENTS (FOR LH-3178-7)

No.	Parts No.	Parts name	Remarks	Level	Cons	Qty
1	22657159	WIPER SOLENOID ASM.				1
2	11072709	WIPER COVER		*		1
3	SL4030891SC	SCREW M3X8		*		1
4	SL4030891SC	SCREW M3X8		*		3
5	SD0650321TP	HINGE SCREW D=6.5 H=3.2		*		1
6	22657209	WIPER LINK, A		*		1
7	40009196	SUSPENSION SCREW		*		1
8	11110707	WIPER HINGE SCREW COLLAR		*		1
9	22657308	WIPER SPRING		*		1
10	NS6110310SP	NUT 11/64-40		*		1
11	11110400	WIPER RUBBER A		*		1
12	11110509	WIPER RUBBER B		*		1
13	11110301	WIPER SOLENOID		*		1
14	22957104	WIPER SOLENOID SHAFT		*		1
15	HA000590000	POWER SWITCH		*		1
16	HW200390000	ELECTRIC WIRE		*		0.04
17	HW500070000	2-CORE CABTYRE CORD		*		1.4
18	22657100	WIPER SOLENOID BASE		*		1
19	WP0371016SD	WASHER 3.7X8X1				2
20	10209203	WIPER 3/32"-3/8	SELECTIVE PARTS (SEE P.29)			1
21	10209500	WIPER	SELECTIVE PARTS (SEE P.29)			1
22	10209807	WIPER	SELECTIVE PARTS (SEE P.29)			1
23	10209906	WIPER	SELECTIVE PARTS (SEE P.29)			1
24	HK03464000B	PIN CONTACT				2
25	SS4120615SP	SCREW 3/16-28 L=6				2
26	NS6090310SP	NUT 9/64-40				1
27	SD0500301SP	HINGE SCREW D= 5 H= 3				1
28	22657050	WIPER LINK ASM., 2				1
29	10208551	WIPER BASE ASM.				1
30	SS9111010SP	SCREW 11/64-40 L=9.5				2
31	RE0320000K0	E-RING 3.2				2
32	10208700	WIPER LINK SHAFT				1
33	SS3090520SP	SCREW 9/64-40 L=4.5				2

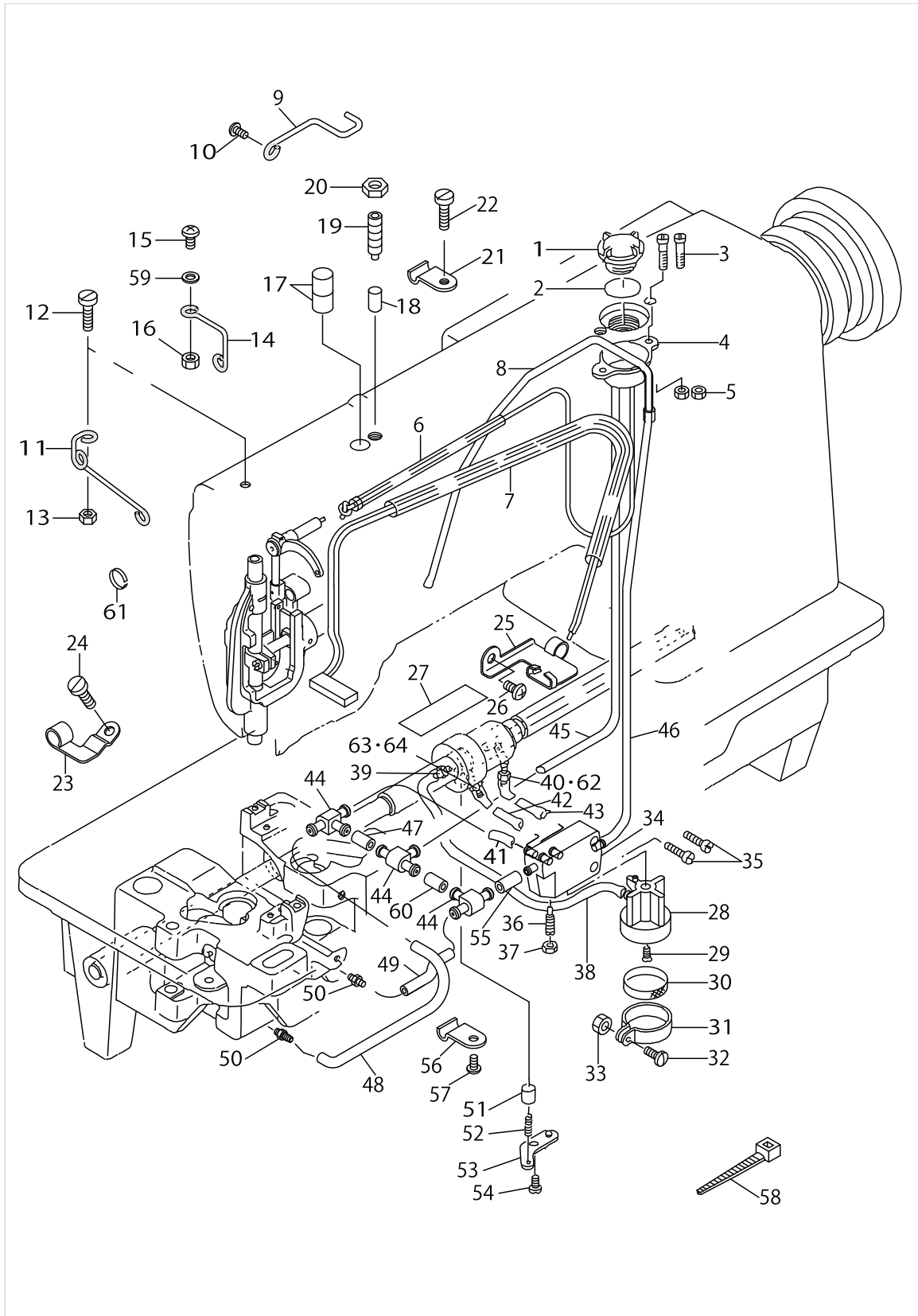
LUBRICATION COMPONENTS



LUBRICATION COMPONENTS

No.	Parts No.	Parts name	Remarks	Level	Cons	Qty
1	22924708	OIL SIGHT WINDOW				1
2	RO195240100	RUBBER RING				1
3	SS4111815SP	SCREW 11/64 L=18				2
4	10216703	OIL TANK				1
5	NS6110310SN	NUT 11/64-40				2
6	22620355	OIL PIPE ASM.				1
7	22620454	FELT ASM.				1
8	22620702	OIL TUBE				1
9	22620108	PIPE HOLDER, B				1
10	SS4110715SP	SCREW 11/64-40 L=7				1
11	22619209	OIL WICK GUIDE				1
12	SS6121610TP	SCREW 3/16-28 L=15.5				1
13	NS6120310SP	NUT 3/16-28				1
14	22620504	OIL WICK HOLDER				1
15	SS4111215SP	SCREW 11/64-40 L=12				1
16	NS6110420SP	NUT 11/64-40				1
17	B3517009000	OIL FELT REAR				2
18	22619415	OIL ADJUSTING SHAFT				1
19	SS8701782TP	SCREW 5/16-24 L=17.0				1
20	NS6700420SP	NUT 5/16-24				1
21	22620801	PIPE HOLDER				1
22	SS6111610SP	SCREW 11/64-40 L=16				1
23	40012577	PIPE HOLDER				1
24	SS4110615SP	SCREW 11/64-40 L=6				1
25	22619803	VILENE HOLDER				1
26	SS4110715SP	SCREW 11/64-40 L=7				1
27	22619605	VILENE				1
28	22619001	SUCTION				1
29	SS2110930SP	SCREW 11/64-40 L=8.7				1
30	B1851512000	FILTER SCREEN				1
31	B1850512000	BUSHING HOLDER				1
32	SS7090910SP	SCREW 9/64-40 L= 8.5				1
33	NS6090310SP	NUT 9/64-40				1
34	10623403	BASE				1
35	SS6111610SP	SCREW 11/64-40 L=16				2
36	B1834512000A	OIL ADJUSTING SCREW				1
37	NS6110310SP	NUT 11/64-40				1
38	23630007	TUBE				0.12
39	SQ1150451MZ	CONNECTING SCREW				1
40	SQ1110401MZ	CONNECTING SCREW	FOR LH-3178-7			1
41	23630007	TUBE				0.05
42	23630007	TUBE				0.08
43	23630007	TUBE				0.09
44	13765607	OIL CONNec. ARM				3
45	23630007	TUBE				0.51
46	23630007	TUBE				0.4
47	23630007	TUBE				0.02

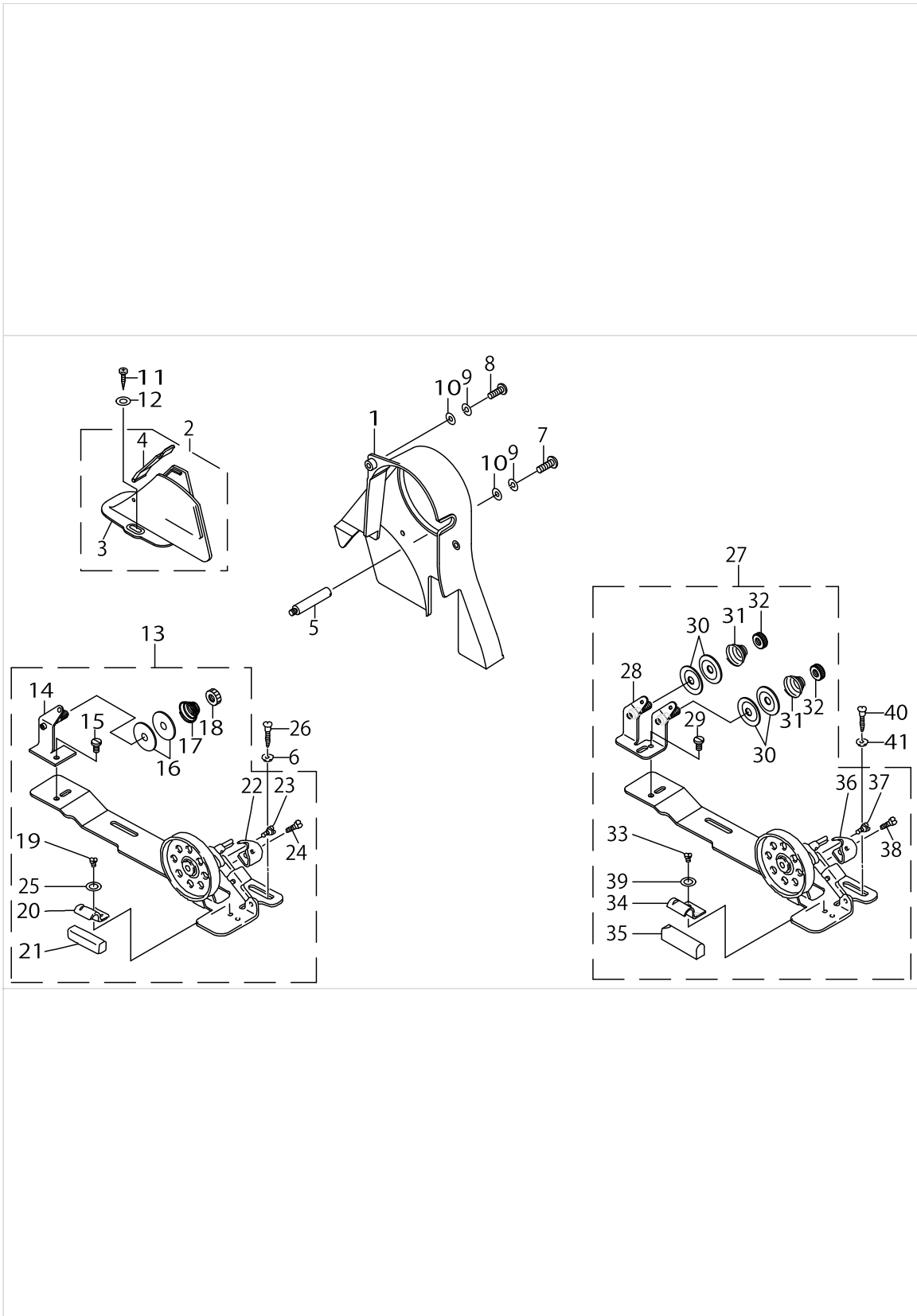
LUBRICATION COMPONENTS



LUBRICATION COMPONENTS

No.	Parts No.	Parts name	Remarks	Level	Cons	Qty
48	23630007	TUBE				0.21
49	23630007	TUBE				0.15
50	SQ1110401MZ	CONNECTING SCREW				2
51	B3534155000	PLUNGER				1
52	B1214038000	PLUNGER SPRING				1
53	B3524552000	PLUNGER THRUST PLATE				1
54	SS4110815SP	SCREW 11/64-40 L=8				1
55	23630007	TUBE				0.02
56	B3538112000	OIL RETURN TUBE HOLDER				1
57	SS4110815SP	SCREW 11/64-40 L=8				1
58	EA9500B0100	CABLE BAND				3
59	B3534012000	GASKET				1
60	23630007	TUBE				0.02
61	B1414512000	OIL WICK RETAINER				1
62	22619704	OILING JOINT	FOR LH-3178			1
63	22619704	OILING JOINT	FOR LH-3178-7			1
64	SQ1110401MZ	CONNECTING SCREW	FOR LH-3178			1

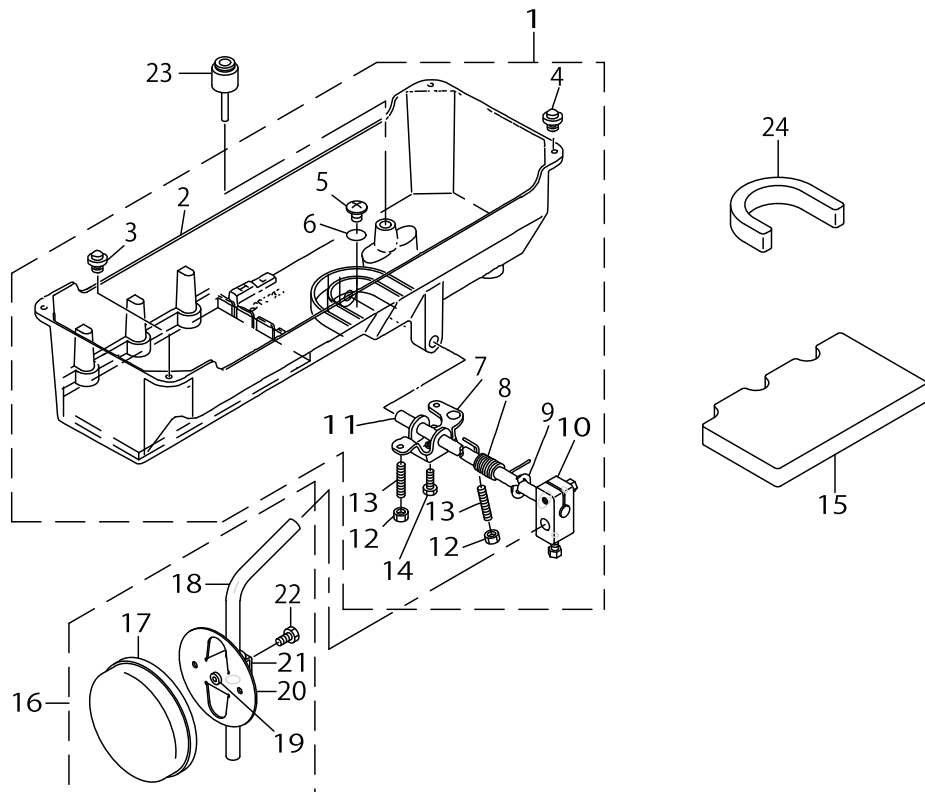
BELT COVER & BOBBIN WINDER COMPONENTS



BELT COVER & BOBBIN WINDER COMPONENTS

No.	Parts No.	Parts name	Remarks	Level	Cons	Qty
1	22603401	BELT COVER A ASM.				1
2	11076858	BELT COVER B ASM.				1
3	11076809	BELT COVER B		*		1
4	11076957	BELT COVER B CAP ASM.		*		1
5	B8233555000	BELT COVER SUPPORT STUD				2
6	WP0501016SC	WASHER 5X10.5X1				2
7	SS4111215SP	SCREW 11/64-40 L=12				2
8	SS6121610TP	SCREW 3/16-28 L=15.5				1
9	WS0451040KP	SPRING WASHER 4.5X8.5X1				3
10	WP0501016SD	WASHER 5X10.5X1				3
11	SK3412000SC	WOOD SCREW D=4.1 L=20				2
12	WP0501016SC	WASHER 5X10.5X1				2
13	11415866	BOBBIN WINDER COMPL				1
14	11078250	THREAD TENSION BRACKET ASM.		*		1
15	SS7110840SP	SCREW 11/64-40 L=7.8		*		1
16	B3126012000	THREAD TENSION DISK		*		2
17	B3129012B00	THREAD TENSION SPRING		*		1
18	B3125012000	THREAD TENSION NUT		*		1
19	SS4110515SP	SCREW 11/64-40 L=5		*		1
20	11078102	PRESSER PLATE		*		1
21	B3211555000	RUBBER BRAKE		*		1
22	11415908	POSITIONING FINGER		*		1
23	SD0490261SP	HINGE SCREW D=4.9 H=2.6		*		1
24	SS7081310SP	SCREW 1/8-44 L=12.5		*		1
25	WP0480856SP	WASHER 4.8X8.4X0.8		*		1
26	SK3482500SC	WOOD SCREW D=4.8 L=25				2
27	22837553	BOBBIN DEVICE	FOR JE			1
28	22621056	TENSION BAR BASE		*		1
29	SS7110840SP	SCREW 11/64-40 L=7.8		*		1
30	22928907	THREAD TENSION DISK		*		4
31	22929004	THREAD TENSION SPRING		*		2
32	22928808	NUT		*		2
33	SS4110515SP	SCREW 11/64-40 L=5		*		1
34	22928402	CONTROL RUBBER HOLDING PLATE		*		1
35	22928303	CONTROL RUBBER		*		1
36	22837504	BOBBIN PRESSER		*		1
37	SD0490261SP	HINGE SCREW D=4.9 H=2.6		*		1
38	SS7081310SP	SCREW 1/8-44 L=12.5		*		1
39	WP0480856SP	WASHER 4.8X8.4X0.8		*		1
40	SK3482500SC	WOOD SCREW D=4.8 L=25				2
41	WP0501016SC	WASHER 5X10.5X1				2

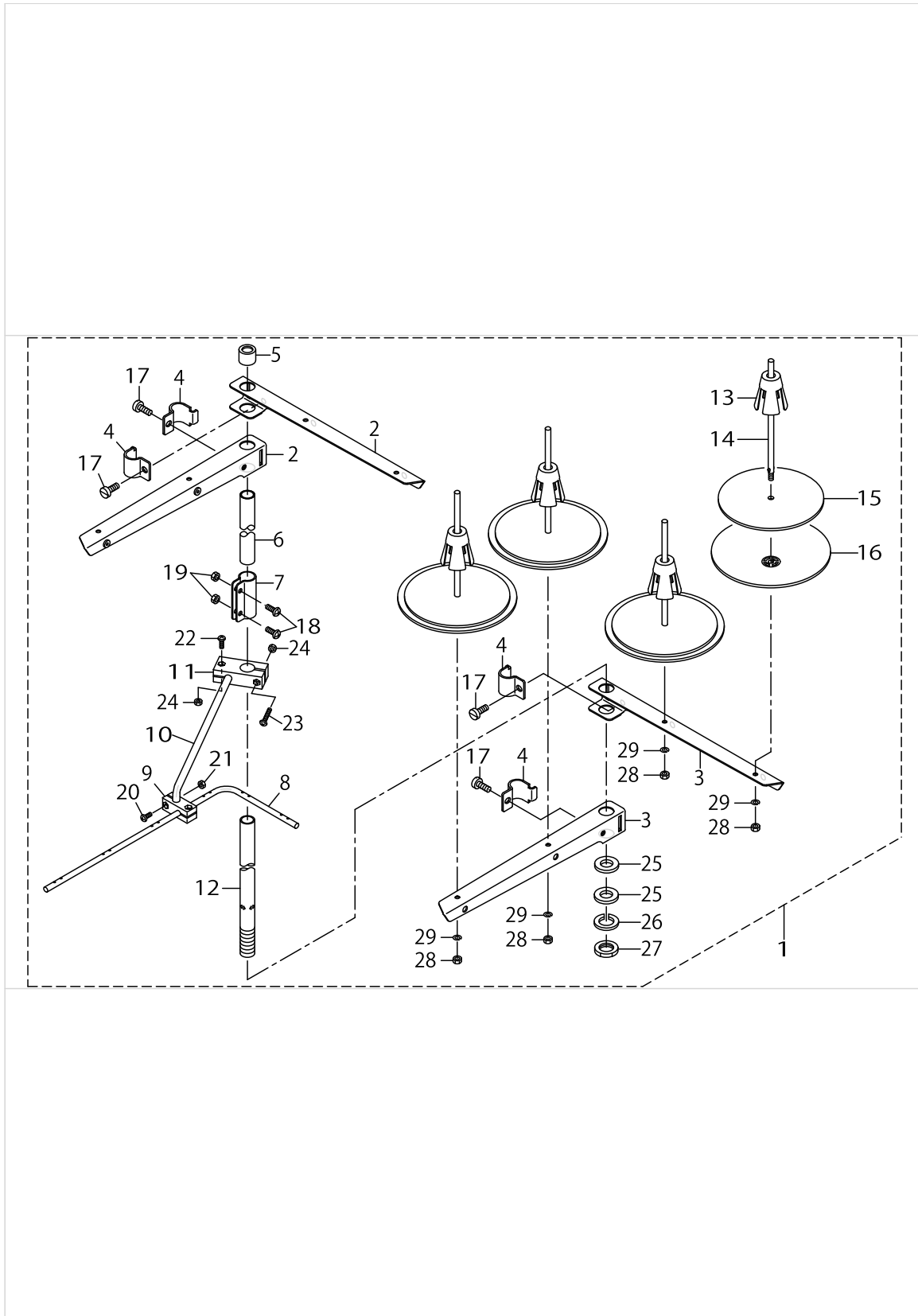
OIL RESERVOIR & KNEE LIFTER COMPONENTS



OIL RESERVOIR & KNEE LIFTER COMPONENTS

No.	Parts No.	Parts name	Remarks	Level	Cons	Qty
1	10162253	OIL RESERVOIR ASM.				1
2	10162204	OIL RESERVOIR		*		1
3	10162600	RUBBER CUSHION		*		2
4	11047107	RUBBER CUSHION		*		2
5	SM0081001SD	SCREW		*		1
6	RO098240100	RUBBER RING		*		1
7	11024015	CONNECTING ROT, VERTICAL		*		1
8	11024106	SPRING		*		1
9	RE1000000K0	E-RING 10		*		1
10	22932453	BRACKET ASM.		*		1
11	11024205	KNEE PRESS ROD		*		1
12	NM6060001SE	NUT M6		*		2
13	SM8063012TR	SCREW M6 L=30		*		2
14	SM9061853SR	SCREW M6 L=17.5		*		1
15	22622104	OIL RESERVOIR SPACER, B				1
16	22934251	KNEE PAD PLATE ASM.				1
17	22934509	KNEE PAD PLATE COVER		*		1
18	22934608	KNEE PAD UPRIGHT SHAFT		*		1
19	22934400	KNEE PAD PLATE RUBBER		*		1
20	22934202	KNEE PAD PLATE		*		1
21	22934301	KNEE PAD PLATE SUPPORT		*		1
22	SM9061203SE	SCREW M6 L=12		*		1
23	11024304	KNEE PRESS LIFTER ROD				1
24	22622005	OIL RESERVOIR SPACER, A				1

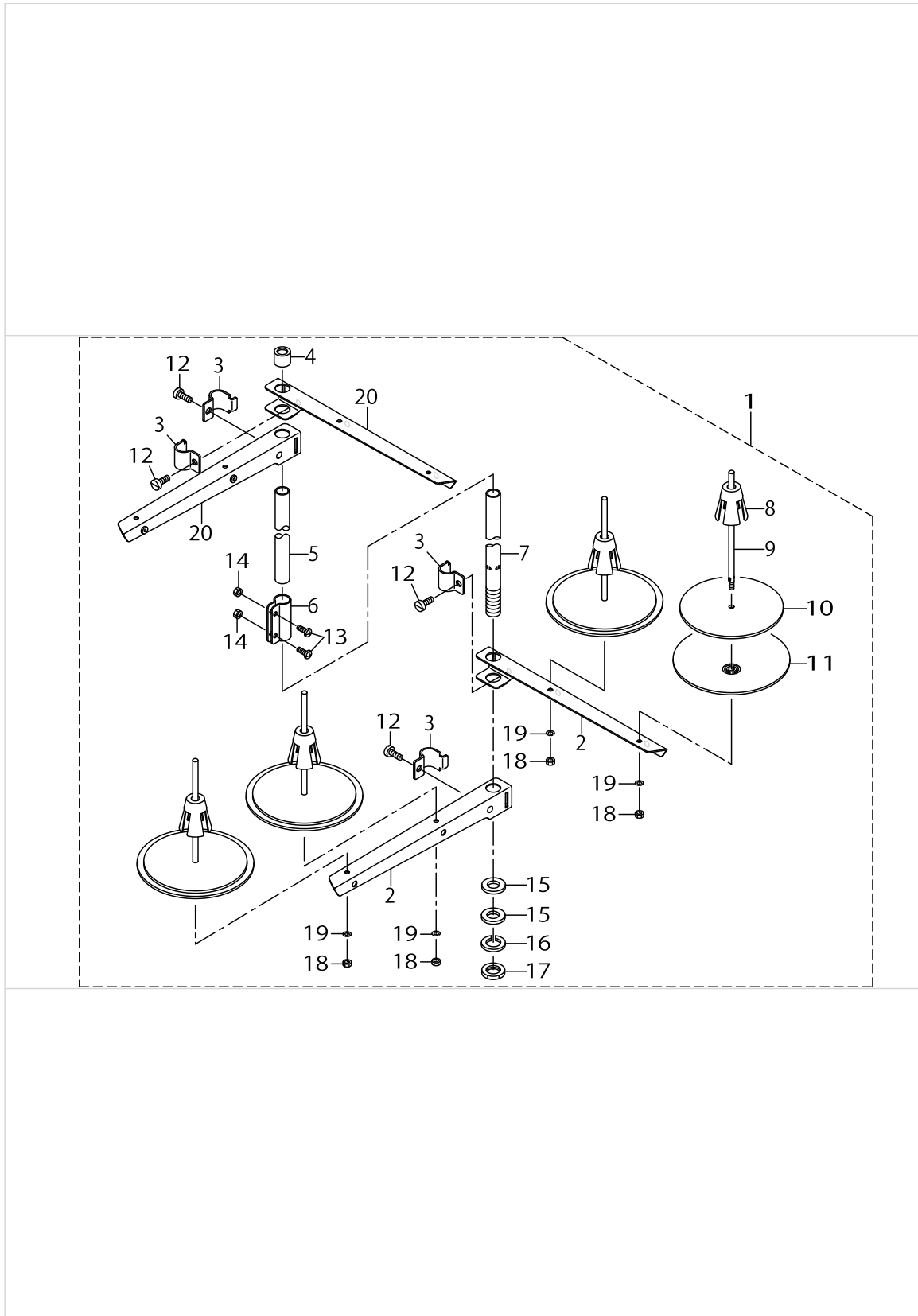
THREAD STAND COMPONENTS (1)



THREAD STAND COMPONENTS (1)

No.	Parts No.	Parts name	Remarks	Level	Cons	Qty
1	13167556	THREAD STANDING DEVICE ASM.				1
2	22930556	SPOOL REST ARM ASM.		*		2
3	22930507	SPOOL REST ARM		*		2
4	22930705	THREAD GUIDE ARM JOINT		*		4
5	22931406	THREAD STANDING ROD RUBBER CAP		*		1
6	22930408	THREAD STANDING ROD, UPPER		*		1
7	22931307	THREAD STANDING ROD JOINT		*		1
8	13167903	THREAD STANDING THREAD GUIDE		*		1
9	13168000	THREAD STANDING GUIDE BASE		*		1
10	13168109	THREAD STANDING GUIDE ARM		*		1
11	13168208	THREAD STANDING GUIDE ARM BASE		*		1
12	22930309	THREAD STANDING ROD, LOWER		*		1
13	22931109	SPOOL RETAINER		*		4
14	22931000	SPOOL PIN		*		4
15	22930903	SPOOL REST CUSHION		*		4
16	22930804	SPOOL REST		*		4
17	SM6061610SC	SCREW M6 L=16		*		4
18	SM4051405SE	SCREW M5 L=14		*		2
19	NM6050001SE	NUT M5		*		2
20	SM4041001SC	SCREW M4X0.7 L=10		*		2
21	NM6040002SE	NUT M4X0.7		*		2
22	SM4041201SC	SCREW M4 L=12		*		1
23	SM4042001SC	SCREW M4 X 20		*		1
24	NM6040002SE	NUT M4X0.7		*		2
25	WP1612616SE	WASHER 16X30X2.6		*		2
26	WS1643202KR	SPRING WASHER		*		1
27	NM6160511SE	NUT M16X1.5		*		1
28	NM6050001SE	NUT M5		*		4
29	WS0510002KN	SPRING WASHER		*		4

THREAD STAND COMPONENTS (2) (FOR JH, JS)



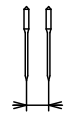
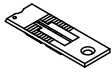
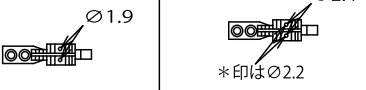
THREAD STAND COMPONENTS (2) (FOR JH, JS)

No.	Parts No.	Parts name	Remarks	Level	Cons	Qty
1	26910158	THREAD STANDING DEVICE ASM.				1
2	22930507	SPOOL REST ARM		*		2
3	22930705	THREAD GUIDE ARM JOINT		*		4
4	22931406	SPOOL REST ROD RUBBER CAP		*		1
5	22930408	SPOOL REST ROD, UPPER		*		1
6	22931307	SPOOL REST ROD JOINT		*		1
7	22930309	SPOOL REST ROD, LOWER		*		1
8	22931109	SPOOL RETAINER		*		4
9	22931000	SPOOL PIN		*		4
10	22930903	SPOOL REST CUSHION		*		4
11	22930804	SPOOL REST		*		4
12	SM6061610SC	SCREW M6 L=16		*		4
13	SM4051405SE	SCREW M5 L=14		*		2
14	NM6050001SE	NUT M5		*		2
15	WP1612616SE	WASHER 16X30X2.6		*		2
16	WS1643202KR	SPRING WASHER		*		1
17	NM6160511SE	NUT M16X1.5		*		1
18	NM6050001SE	NUT M5		*		4
19	WS0510002KN	SPRING WASHER		*		4
20	22930556	THREAD STANDING ARM ASM.		*		2

TABLE OF EXCHANGING GAUGE PARTS (1)

<FOR LH-3178> <LH-3178用>

★・・・Standard spec. 標準仕様

Needle gauge size 針 幅		Throat plate 針 板		Feed Dog 送 り 歯				
Code コード								
	inch	mm	Ref.No.	Part No.	Ref.No.	Part No.	Ref.No.	Part No.
A	3/32	2.4						
B	1/8	3.2	1	226-25107	19	226-30107		
C	5/32	4.0	2	226-25206	20	226-30206		
D	3/16	4.8	3	226-25305	21	226-30404	37	228-15401
E	7/32	5.6	4	226-25404	22	226-30503	38	228-15500
F	1/4	6.4	5	226-25503	23	226-30602	39	228-15609
G	9/32	7.1	6	226-25602	24	226-30800	40	228-15708
H	5/16	7.9	7	226-25701	25	226-30909	41	228-15807
K	3/8	9.5	8	226-25800	26	226-31006	42	228-15906
W	7/16	11.1	9	226-25909	27	226-31105		
L	1/2	12.7	10	226-26006	28	226-31303	43	228-16003
M	5/8	15.9	11	226-26105	29	226-31402		
N	3/4	19.1	12	226-26204	30	226-31501		
P	7/8	22.2	13	226-26303	31	226-31709		
Q	1	25.4	14	226-26402	32	226-31808	44	* B1613512Q0H
R	1 1/8	28.6	15	226-26501	33	226-31907	45	* B1613512R0H
S	1 1/4	31.8	16	226-26600	34	226-32004	46	* B1613512S0H
T	1 3/8	34.9	17	226-26709	35	226-32103	47	* B1613512T0H
U	1 1/2	38.1	18	226-26808	36	226-32202	48	* B1613512U0H
Stitch spec. 縫仕様	S		Spec.common 仕様共通		★			
	G				★			

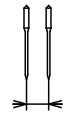
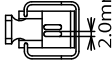
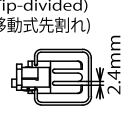
Needle gauge size 針 幅		Presser Foot asm. 押 さ え(組)				
Code コード						
	inch	mm	Ref.No.	Part No.	Ref.No.	Part No.
A	3/32	2.4				
B	1/8	3.2	49	226-37657		
C	5/32	4.0	50	101-52650		
D	3/16	4.8	51	101-52759	67	228-16557
E	7/32	5.6	52	101-52858	68	228-16656
F	1/4	6.4	53	101-52957	69	228-16755
G	9/32	7.1	54	101-53054	70	228-16854
H	5/16	7.9	55	101-53153	71	228-16953
K	3/8	9.5	56	101-53252	72	228-17050
W	7/16	11.1	57	101-53351		
L	1/2	12.7	58	101-53450	73	228-17159
M	5/8	15.9	59	101-53559		
N	3/4	19.1	60	101-53658		
P	7/8	22.2	61	101-53757		
Q	1	25.4	62	101-53856	74	226-41757
R	1 1/8	28.6	63	101-53955	75	226-41856
S	1 1/4	31.8	64	101-54052	76	226-41955
T	1 3/8	34.9	65	101-54151	77	226-42052
U	1 1/2	38.1	66	101-54250	78	226-42151
Stitch spec. 縫仕様	S		★			
	G		★			


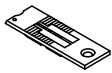

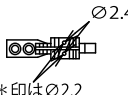
TABLE OF EXCHANGING GAUGE PARTS (1)

No.	Parts No.	Parts name	Remarks	Level	Cons	Qty
1	22625107	THROAT PLATE 1/8" (3.2MM)				1
2	22625206	THROAT PLATE 5/32" (4MM)				1
3	22625305	THROAT PLATE 3/16" (4.8MM)				1
4	22625404	THROAT PLATE 7/32" (5.6MM)				1
5	22625503	THROAT PLATE 1/4				1
6	22625602	THROAT PLATE 9/32" (7.1MM)				1
7	22625701	THROAT PLATE 5/16" (7.9MM)				1
8	22625800	THROAT PLATE 3/8" (9.5MM)				1
9	22625909	THROT PLATE 7/16 (11.1M)				1
10	22626006	THROAT PLATE 1/2" (12.7MM)				1
11	22626105	THROAT PLATE 5/8" (15.9MM)				1
12	22626204	THROAT PLATE 3/4" (19.1MM)				1
13	22626303	THROAT PLATE 7/8" (22.2MM)				1
14	22626402	THROAT PLATE 1" (25.4MM)				1
15	22626501	THROAT PLATE 1.1/8" (28.6MM)				1
16	22626600	THROAT PLATE 1.1/4" (31.8MM)				1
17	22626709	THROAT PLATE 1.3/8" (34.9MM)				1
18	22626808	THROAT PLATE 1.1/2" (38.1MM)				1
19	22630107	FEED DOG 1/8" (3.2MM)				1
20	22630206	FEED DOG 5/32" (4.0MM)				1
21	22630404	FEED DOG 3/16" (4.8MM)				1
22	22630503	FEED DOG 7/32" (5.6MM)				1
23	22630602	FEED DOG 1/4				1
24	22630800	FEED DOG 9/32" (7.1MM)				1
25	22630909	FEED DOG 5/16" (7.9MM)				1
26	22631006	FEED DOG 3/8" (9.5MM)				1
27	22631105	FEED DOG 7/16" (11.1MM)				1
28	22631303	FEED DOG 1/2" (12.7MM)				1
29	22631402	FEED DOG 5/8" (15.9MM)				1
30	22631501	FEED DOG 3/4" (19.1MM)				1
31	22631709	FEED DOG 7/8" (2.2MM)				1
32	22631808	FEED DOG 1" (25.4MM)				1
33	22631907	FEED DOG 1.1/8" (28.6MM)				1
34	22632004	FEED DOG 1.1/4" (31.4MM)				1
35	22632103	FEED DOG 1.3/8" (34.9MM)				1
36	22632202	FEED DOG 1.1/2" (38.1MM)				1
37	22815401	FEED DOG D=2.4 3/16 (4.8M)				1
38	22815500	FEED DOG D=2.4 7/32 (5.6M)				1
39	22815609	FEED DOG(D=2.4) 1/4"(6.4MM)				1
40	22815708	FEED DOG D=2.4 9/32 (7.1M)				1
41	22815807	FEED DOG D=2.4 5/16 (7.9M)				1
42	22815906	FEED DOG 3/8 D=2.4				1
43	22816003	FEED DOG 1/2 D=2.4				1
44	B1613512Q0H	FEED DOG 1				1
45	B1613512R0H	FEED DOG 1-1/8				1
46	B1613512S0H	FEED DOG 1-1/4				1
47	B1613512T0H	FEED DOG 1-3/8				1

TABLE OF EXCHANGING GAUGE PARTS (1)

<FOR LH-3178> <LH-3178用>

★・・・Standard spec. 標準仕様

Needle gauge size 針 幅		Throat plate 針 板		Feed Dog 送 り 歯				
Code コード								
	inch	mm	Ref.No.	Part No.	Ref.No.	Part No.	Ref.No.	Part No.
A	3/32	2.4						
B	1/8	3.2	1	226-25107	19	226-30107		
C	5/32	4.0	2	226-25206	20	226-30206		
D	3/16	4.8	3	226-25305	21	226-30404	37	228-15401
E	7/32	5.6	4	226-25404	22	226-30503	38	228-15500
F	1/4	6.4	5	226-25503	23	226-30602	39	228-15609
G	9/32	7.1	6	226-25602	24	226-30800	40	228-15708
H	5/16	7.9	7	226-25701	25	226-30909	41	228-15807
K	3/8	9.5	8	226-25800	26	226-31006	42	228-15906
W	7/16	11.1	9	226-25909	27	226-31105		
L	1/2	12.7	10	226-26006	28	226-31303	43	228-16003
M	5/8	15.9	11	226-26105	29	226-31402		
N	3/4	19.1	12	226-26204	30	226-31501		
P	7/8	22.2	13	226-26303	31	226-31709		
Q	1	25.4	14	226-26402	32	226-31808	44	* B1613512Q0H
R	1 1/8	28.6	15	226-26501	33	226-31907	45	* B1613512R0H
S	1 1/4	31.8	16	226-26600	34	226-32004	46	* B1613512S0H
T	1 3/8	34.9	17	226-26709	35	226-32103	47	* B1613512T0H
U	1 1/2	38.1	18	226-26808	36	226-32202	48	* B1613512U0H
Stitch spec. 縫仕様	S		Spec.common 仕様共通		★			
	G						★	

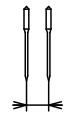
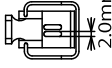
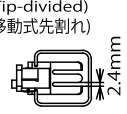
Needle gauge size 針 幅		Presser Foot asm. 押 さ え(組)				
Code コード						
	inch	mm	Ref.No.	Part No.	Ref.No.	Part No.
A	3/32	2.4				
B	1/8	3.2	49	226-37657		
C	5/32	4.0	50	101-52650		
D	3/16	4.8	51	101-52759	67	228-16557
E	7/32	5.6	52	101-52858	68	228-16656
F	1/4	6.4	53	101-52957	69	228-16755
G	9/32	7.1	54	101-53054	70	228-16854
H	5/16	7.9	55	101-53153	71	228-16953
K	3/8	9.5	56	101-53252	72	228-17050
W	7/16	11.1	57	101-53351		
L	1/2	12.7	58	101-53450	73	228-17159
M	5/8	15.9	59	101-53559		
N	3/4	19.1	60	101-53658		
P	7/8	22.2	61	101-53757		
Q	1	25.4	62	101-53856	74	226-41757
R	1 1/8	28.6	63	101-53955	75	226-41856
S	1 1/4	31.8	64	101-54052	76	226-41955
T	1 3/8	34.9	65	101-54151	77	226-42052
U	1 1/2	38.1	66	101-54250	78	226-42151
Stitch spec. 縫仕様	S		★			
	G				★	


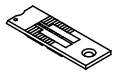


TABLE OF EXCHANGING GAUGE PARTS (1)

No.	Parts No.	Parts name	Remarks	Level	Cons	Qty
48	B1613512U0H	FEED DOG 1-1/2				1
49	22637657	PRESSER FOOT ASM. 1/8				1
50	10152650	PRESSER FOOT ASM. 5/32				1
51	10152759	PRESSER FOOT ASM. 3/16				1
52	10152858	PRESSER FOOT ASM. 7/32				1
53	10152957	PRESSER FOOT ASM. 1/4				1
54	10153054	PRESSER FOOT ASM. 9/32				1
55	10153153	PRESSER FOOT ASM. 5/16				1
56	10153252	PRESSER FOOT ASM. 3/8				1
57	10153351	PRESSER FOOT ASM. 7/16				1
58	10153450	PRESSER FOOT ASM. 1/2				1
59	10153559	PRESSER FOOT ASM. 5/8				1
60	10153658	PRESSER FOOT ASM. 3/4				1
61	10153757	PRESSER FOOT ASM. 7/8				1
62	10153856	PRESSER FOOT ASM. 1				1
63	10153955	PRESSER FOOT ASM. 1-1/8				1
64	10154052	PRESSER FOOT ASM. 1-1/4				1
65	10154151	PRESSER FOOT ASM. 1-3/8				1
66	10154250	PRESSER FOOT ASM. 1-1/2				1
67	22816557	TIP-DIVIDED PRESSER ASM. 3/16				1
68	22816656	TIP-DIVIDED PRESSER ASM. 7/32				1
69	22816755	PRESSER FOOT ASM. 1/4				1
70	22816854	TIP-DIVIDED PRESSER ASM. 9/32				1
71	22816953	TIP-DIVIDED PRESSER ASM. 5/16				1
72	22817050	PRESSER FOOT ASM. D=2.4 (3/8)				1
73	22817159	PRESSER FOOT ASM. D=2.4 (1/2)				1
74	22641757	PRESSER FOOT ASM.				1
75	22641856	PRESSER FOOT ASM.				1
76	22641955	PRESSER FOOT ASM.				1
77	22642052	PRESSER FOOT ASM.				1
78	22642151	PRESSER FOOT ASM.				1

TABLE OF EXCHANGING GAUGE PARTS (2)

<FOR LH-3178-7> <LH-3178-7用>

★・・・Standard spec. 標準仕様

Needle gauge size 針 幅		Throat plate (with Thread Trimmer) 針板(糸切付)		Feed Dog (with Thread Trimmer) 送 り 歯(糸切付)				
Code コード								
	inch	mm	Ref.No.	Part No.	Ref.No.	Part No.	Ref.No.	Part No.
A	3/32	2.4						
B	1/8	3.2	1	226-60203	17	226-65103		
C	5/32	4.0	2	226-60302	18	102-37907		
D	3/16	4.8	3	226-60401	19	102-38004	33	228-21201
E	7/32	5.6	4	226-60500	20	102-38103	34	228-21300
F	1/4	6.4	5	226-60609	21	102-38202	35	228-21409
G	9/32	7.1	6	226-60708	22	102-38301	36	228-21508
H	5/16	7.9	7	226-60807	23	102-38400	37	228-21607
K	3/8	9.5	8	226-60906	24	102-38509	38	228-21706
W	7/16	11.1	9	226-61003	25	101-68300		
L	1/2	12.7	10	226-61102	26	101-38707	39	228-21805
M	5/8	15.9	11	226-61201	27	102-38806		
N	3/4	19.1	12	226-61300	28	102-38905		
P	7/8	22.2	13	226-61409	29	101-68706		
Q	1	25.4	14	226-61508	30	102-39002		
R	1 1/8	28.6	15	226-61607	31	101-68904		
S	1 1/4	31.8	16	226-61706	32	101-69001		
T	1 3/8	34.9						
U	1 1/2	38.1						
Stitch spec. 縫仕様	S		Spec.common 仕様共通		★			
	G						★	

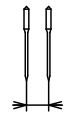
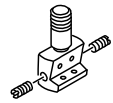
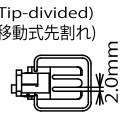
Needle gauge size 針 幅		Needle clamp asm. 針 留(組)		Presser Foot asm. 押 さ え(組)		
Code コード						
	inch	mm	Ref.No.	Part No.	Ref.No.	Part No.
A	3/32	2.4				
B	1/8	3.2	40	101-47650	58	102-22255
C	5/32	4.0	41	101-47759	59	102-22354
D	3/16	4.8	42	101-47858	60	226-40353
E	7/32	5.6	43	101-47957	61	226-40452
F	1/4	6.4	44	101-48054	62	226-40551
G	9/32	7.1	45	101-48153	63	226-40759
H	5/16	7.9	46	101-48252	64	226-40858
K	3/8	9.5	47	101-48351	65	226-40957
W	7/16	11.1	48	101-48450		
L	1/2	12.7	49	101-48559	66	226-41252
M	5/8	15.9	50	101-48658	67	226-41351
N	3/4	19.1	51	101-48757	68	226-41450
P	7/8	22.2	52	101-48856		
Q	1	25.4	53	101-48955	69	226-41757
R	1 1/8	28.6	54	101-49052		
S	1 1/4	31.8	55	101-49151		
T	1 3/8	34.9	56	101-49250		
U	1 1/2	38.1	57	101-49359		
Stitch spec. 縫仕様	S		Spec. common 仕様共通		★	
	G					


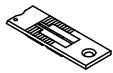


TABLE OF EXCHANGING GAUGE PARTS (2)

No.	Parts No.	Parts name	Remarks	Level	Cons	Qty
1	22660203	THROAT PLATE 1/8				1
2	22660302	THROAT PLATE 5/32				1
3	22660401	THROAT PLATE 3/16				1
4	22660500	THROAT PLATE 7/32				1
5	22660609	THROAT PLATE 1/4				1
6	22660708	THROAT PLATE 9/32				1
7	22660807	THROAT PLATE 5/16				1
8	22660906	THROAT PLATE 3/8				1
9	22661003	THROAT PLATE 7/16				1
10	22661102	THROAT PLATE 1/2				1
11	22661201	THROAT PLATE 5/8				1
12	22661300	THROAT PLATE 3/4				1
13	22661409	THROAT PLATE 7/8				1
14	22661508	THROAT PLATE 1				1
15	22661607	THROAT PLATE 1.1/8				1
16	22661706	THROAT PLATE 1.1/4				1
17	22665103	FEED DOG 1/8				1
18	10237907	FEED DOG 5/32				1
19	10238004	FEED DOG 3/16				1
20	10238103	FEED DOG 7/32				1
21	10238202	FEED DOG 1/4				1
22	10238301	FEED DOG 9/32				1
23	10238400	FEED DOG 5/16				1
24	10238509	FEED DOG 3/8				1
25	10168300	FEED DOG 7/16				1
26	10138707	FEED DOG 1/2				1
27	10238806	FEED DOG 5/8				1
28	10238905	FEED DOG 3/4				1
29	10168706	FEED DOG 7/8				1
30	10239002	FEED DOG 1				1
31	10168904	FEED DOG 1-1/8				1
32	10169001	FEED DOG 1-1/4				1
33	22821201	THREAD CUTTING FEED DOG 3/16				1
34	22821300	FEED DOG 7/32 D=2.4				1
35	22821409	FEED DOG(D=2.4) 1/4				1
36	22821508	FEED DOG D=2.4 9/32				1
37	22821607	FEED DOG D=2.4 5/16				1
38	22821706	FEED DOG 3/8 D=2.4				1
39	22821805	FEED DOG(D=2.4) 1/2				1
40	10147650	NEEDLE CLAMP ASM. 1/8				1
41	10147759	NEEDLE CLAMP ASM. 5/32				1
42	10147858	NEEDLE CLAMP ASM. 3/16				1
43	10147957	NEEDLE CLAMP ASM. 7/32				1
44	10148054	NEEDLE CLAMP ASM. 1/4				1
45	10148153	NEEDLE CLAMP ASM. 9/32				1
46	10148252	NEEDLE CLAMP ASM. 5/16				1
47	10148351	NEEDLE CLAMP ASM. 3/8				1

TABLE OF EXCHANGING GAUGE PARTS (2)

<FOR LH-3178-7> <LH-3178-7用>

★・・・Standard spec. 標準仕様

Needle gauge size 針 幅		Throat plate (with Thread Trimmer) 針板(糸切付)		Feed Dog (with Thread Trimmer) 送 り 歯(糸切付)				
Code コード								
	inch	mm	Ref.No.	Part No.	Ref.No.	Part No.	Ref.No.	Part No.
A	3/32	2.4						
B	1/8	3.2	1	226-60203	17	226-65103		
C	5/32	4.0	2	226-60302	18	102-37907		
D	3/16	4.8	3	226-60401	19	102-38004	33	228-21201
E	7/32	5.6	4	226-60500	20	102-38103	34	228-21300
F	1/4	6.4	5	226-60609	21	102-38202	35	228-21409
G	9/32	7.1	6	226-60708	22	102-38301	36	228-21508
H	5/16	7.9	7	226-60807	23	102-38400	37	228-21607
K	3/8	9.5	8	226-60906	24	102-38509	38	228-21706
W	7/16	11.1	9	226-61003	25	101-68300		
L	1/2	12.7	10	226-61102	26	101-38707	39	228-21805
M	5/8	15.9	11	226-61201	27	102-38806		
N	3/4	19.1	12	226-61300	28	102-38905		
P	7/8	22.2	13	226-61409	29	101-68706		
Q	1	25.4	14	226-61508	30	102-39002		
R	1 1/8	28.6	15	226-61607	31	101-68904		
S	1 1/4	31.8	16	226-61706	32	101-69001		
T	1 3/8	34.9						
U	1 1/2	38.1						
Stitch spec. 縫仕様	S		Spec.common 仕様共通		★		★	
	G							

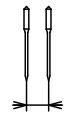
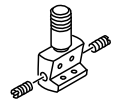
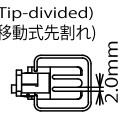
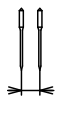
Needle gauge size 針 幅		Needle clamp asm. 針 留(組)		Presser Foot asm. 押 さ え(組)		
Code コード						
	inch	mm	Ref.No.	Part No.	Ref.No.	Part No.
A	3/32	2.4				
B	1/8	3.2	40	101-47650	58	102-22255
C	5/32	4.0	41	101-47759	59	102-22354
D	3/16	4.8	42	101-47858	60	226-40353
E	7/32	5.6	43	101-47957	61	226-40452
F	1/4	6.4	44	101-48054	62	226-40551
G	9/32	7.1	45	101-48153	63	226-40759
H	5/16	7.9	46	101-48252	64	226-40858
K	3/8	9.5	47	101-48351	65	226-40957
W	7/16	11.1	48	101-48450		
L	1/2	12.7	49	101-48559	66	226-41252
M	5/8	15.9	50	101-48658	67	226-41351
N	3/4	19.1	51	101-48757	68	226-41450
P	7/8	22.2	52	101-48856		
Q	1	25.4	53	101-48955	69	226-41757
R	1 1/8	28.6	54	101-49052		
S	1 1/4	31.8	55	101-49151		
T	1 3/8	34.9	56	101-49250		
U	1 1/2	38.1	57	101-49359		
Stitch spec. 縫仕様	S		Spec. common 仕様共通		★	
	G					



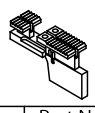

TABLE OF EXCHANGING GAUGE PARTS (2)

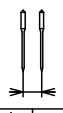
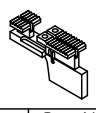


No.	Parts No.	Parts name	Remarks	Level	Cons	Qty
48	10148450	NEEDLE CLAMP ASM. 7/16				1
49	10148559	NEEDLE CLAMP ASM. 1/2				1
50	10148658	NEEDLE CLAMP ASM. 5/8				1
51	10148757	NEEDLE CLAMP ASM. 3/4				1
52	10148856	NEEDLE CLAMP ASM. 7/8				1
53	10148955	NEEDLE CLAMP ASM. 1				1
54	10149052	NEEDLE CLAMP ASM. 1-1/8				1
55	10149151	NEEDLE CLAMP ASM. 1-1/4				1
56	10149250	NEEDLE CLAMP ASM. 1-3/8				1
57	10149359	NEEDLE CLAMP ASM. 1-1/2				1
58	10222255	PRESSER FOOT ASM. 1/8				1
59	10222354	PRESSER FOOT ASM. 5/32				1
60	22640353	PRESSER FOOT ASM.				1
61	22640452	PRESSER FOOT ASM.				1
62	22640551	PRESSER FOOT ASM.				1
63	22640759	PRESSER FOOT ASM.				1
64	22640858	PRESSER FOOT ASM.				1
65	22640957	PRESSER FOOT ASM.				1
66	22641252	PRESSER FOOT ASM.				1
67	22641351	PRESSER FOOT ASM.				1
68	22641450	PRESSER FOOT ASM.				1
69	22641757	PRESSER FOOT ASM.				1

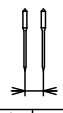


TABLE OF EXCHANGING GAUGE PARTS (3)

Needle gauge size 針 幅		Bed Slide asm. (with Tread Trimmer) 滑り板(組) (糸切り付)				Bed Slide asm. (without Tread Trimmer・stitch spec. F) 滑り板 (組) (糸切り無・F仕様)			
Code コード		Bed Slide asm. (Left) 糸切り滑り板(左)組		Bed Slide asm. (Right) 糸切り滑り板(右)組		Bed Slide asm. (Left) 滑り板(左)組		Bed Slide asm. (Right) 滑り板(右)組	
		inch	mm	Ref.No.	Part No.	Ref.No.	Part No.	Ref.No.	Part No.
A S W	$\frac{3}{32}$ 2.4 $\frac{7}{16}$ 11.4	1	226-50857	5	226-50352	9	226-01058	13	226-00555
L S N	$\frac{1}{2}$ 12.7 $\frac{3}{4}$ 19.1	2	226-50956	6	226-50451	10	226-01157	14	226-00654
P S Q	$\frac{1}{8}$ 22.2 $\frac{1}{8}$ 28.6	3	226-51053	7	226-50550	11	226-01256	15	226-00753
S S U	$\frac{1}{4}$ 31.8 $\frac{1}{2}$ 38.1	4	226-51152	8	226-50659	12	226-01355	16	226-00852

空環ゲージ

Needle gauge size 針 幅		Throat plate(with- out Thread Trimmer) 針板(糸切無)		Feed dog(without Thread Trimmer) 送り歯(糸切無)		Throat plate(with- Thread Trimmer) 針板(糸切付)	
Code コード							
		inch	mm	Ref.No.	Part No.	Ref.No.	Part No.
D	$\frac{3}{16}$ 4.8	17	228-35003	19	228-35557	21	228-35201
F	$\frac{1}{4}$ 6.4	18	228-35102	20	228-35656	22	228-35300

Needle gauge size 針 幅		Feed dog(with Thread Trimmer) 送り歯(糸切付)		Presser Foot asm. 押 さ え(組)		Feed Dog Screw 送り歯止めねじ	
Code コード							
		inch	mm	Ref.No.	Part No.	Ref.No.	Part No.
D	$\frac{3}{16}$ 4.8	23	106-91053	25	B1524-512-DBH	27	SS-6580710-TP
F	$\frac{1}{4}$ 6.4	24	106-98652	26	B1524-512-FBE	28	SS-6580710-TP

Needle gauge size 針 幅		Front Metal 前 メタル		Inner Metal 中 メタル	
Code コード					
		inch	mm	Ref.No.	Part No.
A S M	$\frac{3}{32}$ 2.4 $\frac{5}{8}$ 15.9	29	B1802-512-0A0-A	31	B1803-515-0A0
N S U	$\frac{3}{4}$ 19.1 $\frac{1}{2}$ 38.1	30	B1802-512-0AB	32	101-12357

ワイパー

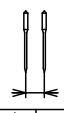

Needle gauge size 針 幅		Wiper ワイパー	
Code コード			
		inch	mm
A S K	$\frac{3}{32}$ 2.4 $\frac{5}{8}$ 9.5	33	102-09203
W S M	$\frac{7}{16}$ 11.1 $\frac{5}{8}$ 15.9	34	102-09500
N S P	$\frac{3}{4}$ 19.1 $\frac{7}{8}$ 22.2	35	102-09807
Q S S	$\frac{1}{4}$ 25.4 $\frac{1}{2}$ 31.8	36	102-09906

TABLE OF EXCHANGING GAUGE PARTS (3)

No.	Parts No.	Parts name	Remarks	Level	Cons	Qty
1	22650857	BED SLIDE LEFT, ASM., A				1
2	22650956	LEFT SLIDER PLATE B ASM.				1
3	22651053	BED SLIDE LEFT, ASM., C				1
4	22651152	BED SLIDE LEFT, ASM., D				1
5	22650352	BED SLIDE RIGHT, ASM., A				1
6	22650451	RIGHT SLIDER PLATE B ASM.				1
7	22650550	BED SLIDE RIGHT, ASM., C				1
8	22650659	BED SLIDE RIGHT, ASM., D				1
9	22601058	BED SLIDE LEFT, ASM., A				1
10	22601157	LEFT SLIDER PLATE B ASM.				1
11	22601256	BED SLIDE LEFT, ASM., C				1
12	22601355	BED SLIDE LEFT, ASM., C				1
13	22600555	BED SLIDE RIGHT, ASM., A				1
14	22600654	RIGHT SLIDER PLATE B ASM.				1
15	22600753	BED SLIDE RIGHT, ASM., C				1
16	22600852	BED SLIDE RIGHT, ASM., D				1
17	22835003	THROAT PLATE Z (P=4) 3/16				1
18	22835102	THROAT PLATE (P=4) 1/4				1
19	22835557	FEED DOG ASM. 3/16				1
20	22835656	FEED DOG ASM. 1/4				1
21	22835201	THROAT PLATE (P=4) 3/16				1
22	22835300	THROAT PLATE (P=4) 1/4				1
23	10691053	FEED DOG 3/16" ASM.				1
24	10698652	FEED DOG 1/4 ASM.				1
25	B1524512DBH	PRESSER FOOT 3/16 ASM.				1
26	B1524512FBE	PRESSER FOOT ASM. 1/4				1
27	SS6580710TP	SCREW				1
28	SS6580710TP	SCREW				1
29	B18025120A0A	BUSHING ASM., FRONT				1
30	B18025120AB	BUSHING ASM., FRONT				1
31	B18035150A0	BUSHING ASM., INTERMEDIATE				1
32	10112357	BUSHING ASM. INTERMEDIATE				1
33	10209203	WIPER 3/32"-3/8				1
34	10209500	WIPER				1
35	10209807	WIPER				1
36	10209906	WIPER				1

HOW TO MAKE USE OF THIS PARTS LIST

1.Explanation of codes

1)"*"mark.....means this part is changed from the previous parts book.

As to the details of the change, refer to the "List for information of change".

2)"#01".....refer to "Note" explanation at bottom of page.

2.Codes on the "Qty" column

• Each numeral indicates the number of parts required.

• "0.1" and "2.5" indicate the length (in meters) of the respective parts.

3.Parentheses mean that the corresponding part is a subpart that constructs an assembly part.

4.Dotted lines on the Figures indicate assembly parts.

1."注記"欄の記号説明

1) "*"印.....前回のパーツブックに比較して今回変更された部品を意味します。

変更内容は、"変更情報リスト"を参照してください。

2) "#01".....ページ下の"注記"の説明を参照してください。

2.数量欄の数字は、個数を表し、0.1、2.5等の数値は、長さ（単位メートル）を表します。

3.数量欄の（ ）は、組部品を構成している子部品であることを意味します。

4.イラストページの-----枠は、組構成であることを意味します。

NUMERICAL INDEX OF PARTS

PART NO	PAGE	REF NO.	PART NO	PAGE	REF NO.	PART NO	PAGE	REF NO.
10101004	2	3	10149052	52	54	10237907	50	18
10104800	8	62	10149151	52	55	10238004	50	19
10106102	20	50	10149250	52	56	10238103	50	20
10107902	18	39	10149359	52	57	10238202	50	21
10108009	18	13	10152650	48	50	10238301	50	22
10108512	12	1	10152759	48	51	10238400	50	23
10108611	12	11-91	10152858	48	52	10238509	50	24
10109908	12	38	10152957	48	53	10238806	50	27
10110500	12	33	10153054	48	54	10238905	50	28
10110609	12	32	10153153	48	55	10239002	50	30
10111201	14	49	10153252	48	56	10315208	20	62
10112001	12	6	10153351	48	57	10315455	20	63
10112357	54	32	10153450	48	58	10315505	20	56
10112407	12	39	10153559	48	59	10602902	2	2
10112803	12	16	10153658	48	60	10604809	6	31
10116051	26	3	10153757	48	61	10611457	12	13-92
10116606	26	23	10153856	48	62	10623403	34	34
10116705	26	40	10153955	48	63	10691053	54	23
10116754	26	37	10154052	48	64	10697506	10	35
10116804	26	15	10154151	48	65	10697605	10	3
10116903	26	35	10154250	48	66	10698652	54	24
10117109	26	24	10161305	30	17	10741106	10	11
10117208	26	18	10162204	40	2	11006202	22	7
10117851	28	55	10162253	40	1	11006350	22	6
10119105	30	18	10162600	40	3	11007309	22	8
10119204	30	19	10168300	50	25	11018108	22	20
10124204	10	10	10168706	50	29	11024015	40	7
10124303	10	15	10168904	50	31	11024106	40	8
10125201	22	16	10169001	50	32	11024205	40	11
10138707	50	26	10208551	32	29	11024304	40	23
10147650	50	40	10208700	32	32	11045101	10	12
10147759	50	41	10209203	32	20	11047107	40	4
10147858	50	42	10209203	54	33	11072402	10	14
10147957	50	43	10209500	32	21	11072501	30	2
10148054	8	70	10209500	54	34	11072709	32	2
10148054	50	44	10209807	32	22	11076809	38	3
10148153	50	45	10209807	54	35	11076858	38	2
10148252	50	46	10209906	32	23	11076957	38	4
10148351	50	47	10209906	54	36	11078102	38	20
10148450	52	48	10211407	26	6	11078250	38	14
10148559	52	49	10211605	26	2	11093606	10	13
10148658	52	50	10216703	34	4	11102100	30	5
10148757	52	51	10222255	52	58	11102209	30	6
10148856	52	52	10222354	52	59	11102308	30	11
10148955	52	53	10231603	14	78	11110301	32	13

NUMERICAL INDEX OF PARTS

PART NO	PAGE	REF NO.	PART NO	PAGE	REF NO.	PART NO	PAGE	REF NO.
11110400	32	11	22607303	8	53	22618102	10	6
11110509	32	12	22607402	8	54	22618201	10	4
11110707	32	8	22608103	22	10	22618300	10	5
11394509	22	24	22608152	22	5	22618557	10	1·41
11415866	38	13	22609002	18	27·28	22618706	10	2
11415908	38	22	22609101	18	31	22618805	10	30
11956802	10	21	22609200	18	26	22618904	10	26
13167556	42	1	22609309	20	58	22619001	34	28
13167903	42	8	22609408	18	45	22619100	4	11·53
13168000	42	9	22609606	20	57	22619209	34	11
13168109	42	10	22609705	18	38	22619415	34	18
13168208	42	11	22609754	18	37	22619605	34	27
13765607	34	44	22609804	12	8	22619704	36	63
22600555	2	42	22610000	18	6	22619803	34	25
22600555	54	13	22610109	18	2	22620108	34	9
22600654	54	14	22610208	18	4	22620355	34	6
22600753	54	15	22610307	18	8	22620454	34	7
22600852	54	16	22610406	18	24	22620504	34	14
22601058	2	38	22610505	18	16	22620702	34	8
22601058	54	9	22610604	18	9	22620801	22	32
22601157	54	10	22611651	14	13·92	22620801	34	21
22601256	54	11	22611701	14	11·91	22620900	2	14
22601355	54	12	22611909	16	94	22621056	38	28
22602254	2	20	22612501	12	19	22622005	40	24
22602304	2	32	22613400	14	75	22622104	40	15
22602601	2	46	22613608	14	71	22622302	8	65
22603112	2	27	22614101	14	48	22622351	8	64
22603203	2	29	22615009	14	59	22622401	6	17
22603401	38	1	22615108	14	58	22623102	14	90
22603906	6	32	22615207	14	62	22623201	6	33
22604003	6	43	22615306	14	61	22625107	46	1
22604300	6	45	22615454	14	57·97	22625206	46	2
22604409	6	39	22615462	16	57·97	22625305	46	3
22604508	6	19	22615702	14	63	22625404	46	4
22604607	6	35	22615801	14	65	22625503	2	40
22604656	6	34	22615959	14	66	22625503	46	5
22604904	6	44	22616254	14	67	22625602	46	6
22605307	6	2	22617005	22	34·47·48	22625701	46	7
22605356	6	1	22617104	22	23	22625800	46	8
22605406	6	9	22617609	10	29	22625909	46	9
22606008	8	68	22617708	10	23	22626006	46	10
22606800	8	72	22617807	10	22	22626105	46	11
22607006	8	55	22617906	10	17	22626204	46	12
22607105	8	59	22618052	10	9	22626303	46	13
22607204	8	60	22618060	10	1·41	22626402	46	14

NUMERICAL INDEX OF PARTS

PART NO	PAGE	REF NO.	PART NO	PAGE	REF NO.	PART NO	PAGE	REF NO.
22626501	46	15	22650857	54	1	22660500	50	4
22626600	46	16	22650956	54	2	22660609	2	41
22626709	46	17	22651053	54	3	22660609	50	5
22626808	46	18	22651152	54	4	22660708	50	6
22630107	46	19	22651202	4	57	22660807	50	7
22630206	46	20	22651459	4	49	22660906	50	8
22630404	46	21	22651509	6	23	22661003	50	9
22630503	46	22	22651558	6	22	22661102	50	10
22630602	46	23	22651566	6	21	22661201	50	11
22630800	46	24	22651608	6	46	22661300	50	12
22630909	46	25	22651905	8	69	22661409	50	13
22631006	46	26	22652002	18	27·28	22661508	50	14
22631105	46	27	22652101	18	10	22661607	50	15
22631303	46	28	22654008	28	61	22661706	50	16
22631402	46	29	22654107	26	31	22665103	50	17
22631501	46	30	22654305	28	53	22680656	6	13
22631709	46	31	22654404	26	44	22810105	2	17·59
22631808	46	32	22654503	28	48	22811301	4	54
22631907	46	33	22654552	26	47	22811400	2	25
22632004	46	34	22654602	28	49	22811558	4	56
22632103	46	35	22654800	26	14	22812507	14	54
22632202	46	36	22654909	22	25	22812606	14	52
22637657	48	49	22654958	22	22	22812952	14	51
22640353	52	60	22655005	28	60	22813000	12	41
22640452	52	61	22655104	26	22	22813109	12	44
22640551	52	62	22655153	26	20	22813208	12	37
22640759	52	63	22655302	28	11·66	22813356	12	22
22640858	52	64	22655401	28	10·67	22813406	12	26
22640957	52	65	22656003	30	41	22813455	12	15·96
22641252	52	66	22656102	30	33	22813505	12	18
22641351	52	67	22656201	30	32	22813604	12	17
22641450	52	68	22656300	30	28	22813703	12	20
22641757	48	74	22656409	30	27	22813802	12	23
22641757	52	69	22656508	30	4	22814008	12	21
22641856	48	75	22656557	30	1	22814107	14	81
22641955	48	76	22656607	30	12	22814156	14	80
22642052	48	77	22657050	32	28	22814255	14	87
22642151	48	78	22657100	32	18	22815401	46	37
22650055	2	45	22657159	32	1	22815500	46	38
22650352	2	43	22657209	32	6	22815609	18	35
22650352	54	5	22657308	32	9	22815609	46	39
22650451	54	6	22657803	2	11·53	22815708	46	40
22650550	54	7	22660203	50	1	22815807	46	41
22650659	54	8	22660302	50	2	22815906	46	42
22650857	2	39	22660401	50	3	22816003	46	43

NUMERICAL INDEX OF PARTS

PART NO	PAGE	REF NO.	PART NO	PAGE	REF NO.	PART NO	PAGE	REF NO.
22816557	48	67	22835805	10	39	22931406	42	5
22816656	48	68	22837504	38	36	22931406	44	4
22816755	22	44	22837553	38	27	22932453	40	10
22816755	48	69	22901805	2	34	22934202	40	20
22816854	48	70	22904155	20	52	22934251	40	16
22816953	48	71	22907109	22	43	22934301	40	21
22817050	48	72	22907505	22	36	22934400	40	19
22817159	48	73	22907604	22	37	22934509	40	17
22818009	4	17·59	22907703	22	38	22934608	40	18
22819007	14	55	22907802	22	1	22937965	6	30
22819106	14	53	22908552	22	4	22951552	2	8
22819254	14	84	22908800	22	15	22952501	30	37
22819304	12	28	22908909	22	13	22957104	32	14
22819403	12	27	22911804	18	18	23204001	6	5
22819452	14	76	22911903	18	21	23204258	8	48
22819502	12	34	22912000	18	20	23204308	6	12
22819601	12	86	22912109	18	19	23204506	6	6~8
22819601	14	86	22920201	22	19	23204605	6	6~8
22819650	12	29	22920706	2	23	23204704	6	6~8
22819809	14	79	22924708	34	1	23204803	2	18
22819908	14	77	22928303	38	35	23630007	34	60
22820005	14	83	22928402	38	34	23630007	36	60
22820104	26	5	22928808	38	32	26226209	30	40
22820153	26	4	22928907	38	30	26226407	30	39
22820203	26	10·67	22929004	38	31	26910158	44	1
22820302	26	11·66	22930309	42	12	40009196	32	7
22820666	16	15·96	22930309	44	7	40012461	26	26
22821201	50	33	22930408	42	6	40012577	34	23
22821300	50	34	22930408	44	5	40017058	22	41
22821409	18	36	22930507	42	3	40021415	4	64
22821409	50	35	22930507	44	2	40030133	24	34·47·48
22821508	50	36	22930556	42	2	40034204	22	11
22821607	50	37	22930556	44	20	40039672	24	34·47·48
22821706	50	38	22930705	42	4	B1104051000	2	31
22821805	50	39	22930705	44	3	B1202512000	6	16
22827109	14	88	22930804	42	16	B1214038000	36	52
22827406	12	31	22930804	44	11	B1414512000	36	61
22827505	14	85	22930903	42	15	B1438512B00	8	52
22827703	14	89	22930903	44	10	B1501581000	22	40
22835003	54	17	22931000	42	14	B1505227T00A	22	39
22835102	54	18	22931000	44	9	B1515051000	26	46
22835201	54	21	22931109	42	13	B1521555000	22	2
22835300	54	22	22931109	44	8	B1524512DBH	54	25
22835557	54	19	22931307	42	7	B1524512FBE	54	26
22835656	54	20	22931307	44	6	B1603512000	20	48

NUMERICAL INDEX OF PARTS

PART NO	PAGE	REF NO.	PART NO	PAGE	REF NO.	PART NO	PAGE	REF NO.
B1604012000A	18	43	B9117563000	14	82	NM6040002SE	42	24
B1610512000	18	33	BT0500300EA	20	54	NM6050001SE	42	28
B1613512Q0H	46	44	BT0630520Z0	8	66	NM6050001SE	44	18
B1613512R0H	46	45	CM300200001	4	50·51	NM6050001SP	26	43
B1613512S0H	46	46	CM3002000B1	4	50·51	NM6060001SE	40	12
B1613512T0H	46	47	CM300200101	4	62·63	NM6160511SE	42	27
B1613512U0H	48	48	CM3002001A1	4	62·63	NM6160511SE	44	17
B1633470000	20	65	CQ202000000	6	3	NS6080210SP	18	46
B1636581B00	18	32	CQ202000000	12	46	NS6090310SP	32	26
B1653470000	20	53	CQ252000000	6	10	NS6090310SP	34	33
B18025120A0A	12	2	CQ252000000	18	22	NS6110310SN	34	5
B18025120A0A	54	29	CQ505000000	6	14	NS6110310SP	10	8
B18025120AB	54	30	CS070081BSH	26	33	NS6110310SP	32	10
B18035150A0	12	10	CS102121ASH	18	11	NS6110310SP	34	37
B18035150A0	54	31	CS1470710SH	26	29	NS6110420SP	12	45
B1816512000	12	4	CS1471012SH	14	73	NS6110420SP	34	16
B1821051000	12	43	D2112555B00	2	58	NS6120310SP	34	13
B1823051000	14	47	D2112555B00	4	58	NS6150430SP	8	58
B1834512000A	34	36	D2427555B00B	26	42	NS6620310SP	22	27
B1850512000	34	31	D2428555B00A	26	41	NS6680320SP	20	59
B1851512000	34	30	D2430555B00	26	39	NS6700420SP	34	20
B3041980000	28	59	D2464555B00	30	22	PS0300201KP	26	25
B3112704000	10	20	D3159555B00	22	26	PS0600502KP	22	35
B3114232000	10	19	D3163555B00A	22	30	RE0320000K0	32	31
B3125012000	38	18	D3164555B00	22	28	RE0400000K0	30	23
B3126012000	10	16	D3171415B0H	14	64	RE0500000K0	18	3
B3126012000	38	16	EA9500B0100	28	65	RE0500000K0	22	18
B3128520000	10	38	EA9500B0100	36	58	RE0500711KP	18	42
B3129012A00	10	18	HA000590000	32	15	RE0900000K0	18	14
B3129012B00	38	17	HA001900000	30	10	RE1000000K0	40	9
B31375270A0	10	31	HK034610140	28	57	RO037180100	22	3
B3138527000	10	28	HK03464000B	28	56	RO092270200	18	17
B3139527000	10	32	HK03464000B	30	13	RO098240100	40	6
B3141527000	10	24	HK03464000B	32	24	RO195240100	34	2
B3142527000	10	33	HW200390000	32	16	RO437200200	6	37
B3143527000	10	34	HW500070000	30	9	SB120000100	6	36
B3211555000	38	21	HW500070000	32	17	SB30953010A	14	50
B3417051000	28	62	M4002110000	6	24	SD0470281SP	10	7
B3418180000	26	17	M40071100AA	6	25	SD0490261SP	38	37
B3517009000	34	17	M40071100AB	6	26	SD0500301SP	32	27
B3524552000	36	53	M6043350AAA	4	60	SD0600271SP	26	19
B3534012000	36	59	MC200500900	8	51·67	SD0600322SD	22	17
B3534155000	36	51	MC200501300	8	49·50	SD0640321SP	30	34
B3538112000	36	56	MDP500B1400	8	51·67	SD0650305TP	28	52
B8233555000	38	5	MDP500B2100	8	49·50	SD0650321TP	32	5

NUMERICAL INDEX OF PARTS

PART NO	PAGE	REF NO.	PART NO	PAGE	REF NO.	PART NO	PAGE	REF NO.
SD0720332SP	22	14	SS4111015SP	4	61	SS7090910SP	34	32
SD0800422CP	18	5	SS4111015SP	22	33	SS7090910TP	22	45
SD0870601SP	8	57	SS4111215SP	22	31	SS7110510SP	20	64
SD0900701TP	20	61	SS4111215SP	34	15	SS7110710SP	14	72
SK3412000SC	38	11	SS4111215SP	38	7	SS7110710SP	18	30
SK3482500SC	38	40	SS4111815SP	34	3	SS7110710SP	30	15
SL4030891SC	32	4	SS4120615SP	2	52	SS7110840SP	38	29
SM0081001SD	40	5	SS4120615SP	4	52	SS7110910SP	20	55
SM4031501SC	30	8	SS4120615SP	10	40	SS7111310TP	20	49
SM4040655SP	30	3	SS4120615SP	30	35	SS7111810SP	14	56
SM4041001SC	42	20	SS4120615SP	32	25	SS7120760SP	6	47
SM4041201SC	42	22	SS4121015SP	2	21	SS7120760SP	12	14
SM4042001SC	42	23	SS4150915SP	2	16	SS7120760SP	30	36
SM4051405SE	42	18	SS4153015SP	30	29	SS7120910SP	18	15
SM4051405SE	44	13	SS5090610SP	26	9	SS7121410SP	18	7
SM6061610SC	42	17	SS6081810SP	20	47	SS7151210SP	30	24
SM6061610SC	44	12	SS6090630SP	2	36	SS7151610SP	26	16
SM6082502TP	14	70	SS6090670TP	18	1	SS7681750TP	6	40
SM8040802SP	30	7	SS6090810SP	12	35	SS8080610SP	26	7
SM8050502TP	18	44	SS6111052TP	26	28	SS8080660TP	8	71
SM8063012TR	40	13	SS6111140SP	2	5	SS8110410TP	26	30
SM9061203SE	40	22	SS6111210SP	6	28	SS8110510SP	26	34
SM9061853SR	40	14	SS6111610SP	34	35	SS8111010TP	26	21
SQ1110401MZ	34	64	SS6120940SP	28	63	SS8120740SP	2	24
SQ1110401MZ	36	64	SS6121212TP	26	13	SS8150822TP	6	11
SQ1150451MZ	34	39	SS6121610TP	8	61	SS8151150SP	12	12
SS2080810SP	26	1	SS6121610TP	20	60	SS8151150SP	20	51
SS2090710TP	2	35	SS6121610TP	26	54	SS8151550SP	6	27
SS2110920TP	2	37	SS6121610TP	28	54	SS8660530TP	6	38
SS2110920TP	26	27	SS6121610TP	34	12	SS8660530TP	12	95
SS2110930SP	34	29	SS6121610TP	38	8	SS8660530TP	14	95
SS3090520SP	32	33	SS6121840SP	30	38	SS8660530TP	16	95
SS3090610SP	2	55	SS6121860SP	18	23	SS8660610TP	18	12
SS3090610SP	4	55	SS6151040SP	28	58	SS8660810TP	12	5
SS4110515SP	14	68	SS6151220SP	26	38	SS8660810TP	22	42
SS4110515SP	22	46	SS6152440SP	8	56	SS8660810TP	26	32
SS4110515SP	38	33	SS6153040SP	12	40	SS8680540SP	6	15
SS4110615SP	10	36	SS6580710TP	54	28	SS8680810TP	6	42
SS4110615SP	34	24	SS6580752TP	18	34	SS8681650TP	6	41
SS4110715SP	22	29	SS6661110SP	6	18	SS8701782TP	34	19
SS4110715SP	34	26	SS6661110SP	18	29	SS9080410SP	26	8
SS4110815SP	2	4	SS7081310SP	38	38	SS9110460CP	2	33
SS4110815SP	14	60	SS7090510SP	10	27	SS9111010SP	28	50
SS4110815SP	18	25	SS7090710SP	26	12	SS9111010SP	30	21
SS4110815SP	36	57	SS7090910SP	8	63	SS9111010SP	32	30

NUMERICAL INDEX OF PARTS

PART NO	PAGE	REF NO.
SS9151440CP	18	40
TA0500601M0	16	93
TA0750404R0	2	12
TA0750704R0	2	15
TA1250406R0	2	47
TA1250406R0	4	47
WP0371016SD	12	36
WP0371016SD	32	19
WP0450801SD	6	29
WP0480856SP	38	39
WP0501016SC	38	41
WP0501016SD	10	37
WP0501016SD	28	64
WP0501016SD	30	20
WP0501016SD	38	10
WP0612056SD	30	31
WP0621016SD	18	41
WP0621016SD	30	26
WP0753016SZ	26	36
WP0850002SP	14	69
WP1612616SE	42	25
WP1612616SE	44	15
WS0451040KP	38	9
WS0510002KN	42	29
WS0510002KN	44	19
WS0610002KP	30	30
WS0631510KP	30	25
WS1643202KR	42	26
WS1643202KR	44	16
WT0530002KS	2	10