

MODEL : LH-3162-4/LH-3162-7

List No : 1039-06

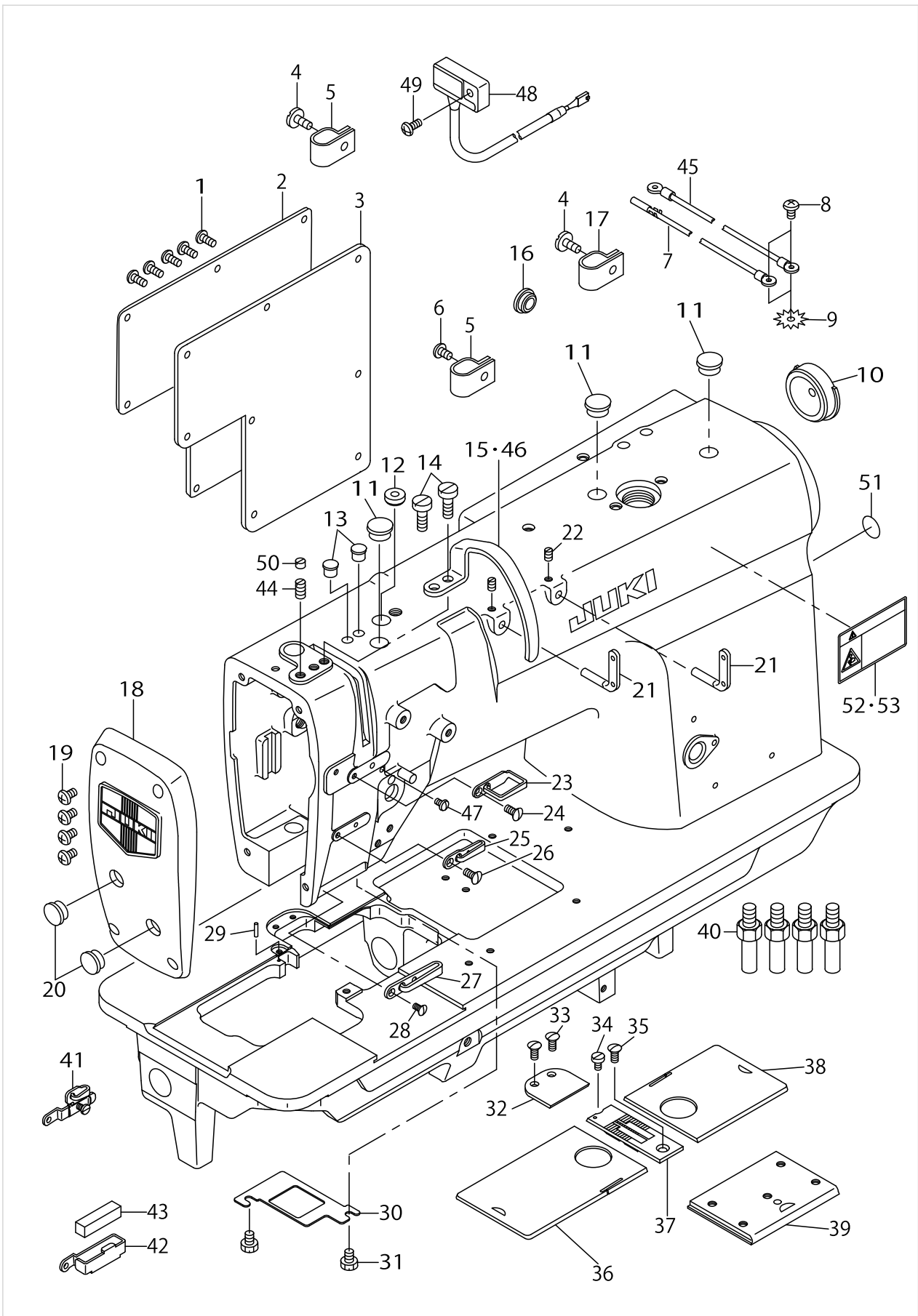
PARTS LIST

Published:09/22/2017

CONTENTS

FRAME & MISCELLANEOUS COVER COMPONENTS	1
MAIN SHAFT & NEEDLE BAR COMPONENTS	5
NEEDLE BAR COMPONENTS	7
TENSION POST COMPONENTS	11
HOOK & HOOK DRIVING SHAFT COMPONENTS	13
FEED MECHANISM COMPONENTS	17
PRESSER BAR & TENSION RELEASE COMPONENTS	21
THREAD TRIMMER MECHANISM COMPONENTS	23
AUTOMATIC CHANGE-OVER DEVICE COMPONENTS (1)	27
AUTOMATIC CHANGE-OVER DEVICE COMPONENTS (2)	29
AUTOMATIC REVERSE FEED MECHANISM COMPONENTS	31
WIPER MECHANISM COMPONENTS	33
LUBRICATION COMPONENTS	35
OIL RESERVOIR & KNEE LIFTER COMPONENTS (WITH AK DEVICE)	39
OIL RESERVOIR & KNEE LIFTER COMPONENTS (WITHOUT AK DEVICE, -7 ONLY)	41
BELT COVER & BOBBIN WINDER COMPONENTS	43
THREAD STAND COMPONENTS (1)	45
THREAD STAND COMPONENTS (2)	47
REVERSE FEED CONTROL LEVER COMPENSATION SWITCH SET (OPTION) FOR LH-3162-7	49
FOOT SWITCH ASM. (OPTION)	51
TABLE OF EXCHANGING GAUGE PARTS (1)	53
TABLE OF EXCHANGING GAUGE PARTS (2)	55
TABLE OF EXCHANGING GAUGE PARTS (3)	59
LIST FOR INFORMATION OF CHANGE	61
HOW TO MAKE USE OF THIS PARTS LIST	62

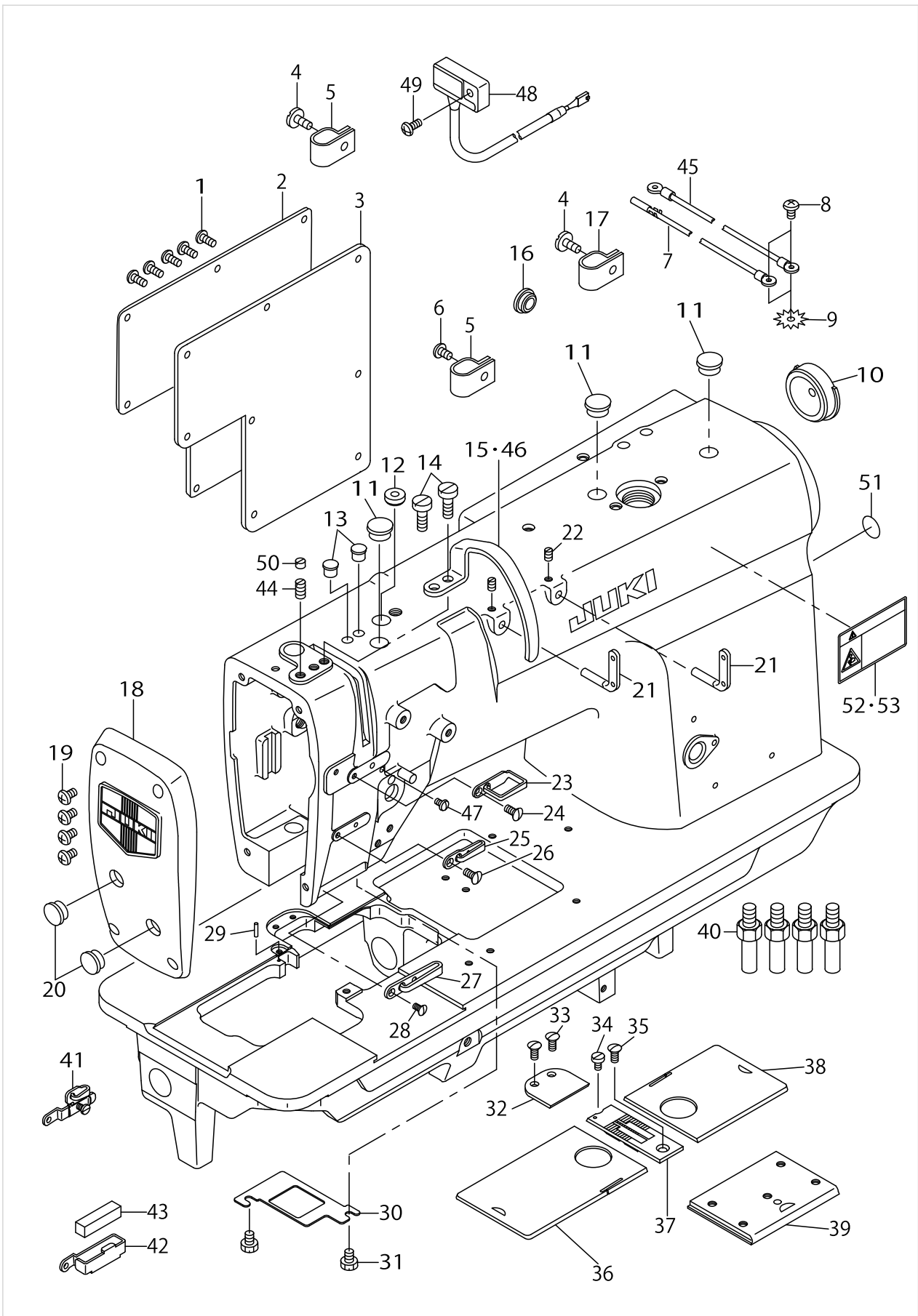
FRAME & MISCELLANEOUS COVER COMPONENTS



FRAME & MISCELLANEOUS COVER COMPONENTS

No.	Parts No.	Parts name	Remarks	Level	Cons	Qty
1	SS4110815SP	SCREW 11/64-40 L=8				5
2	10602902	SLIDE PLATE				1
3	10101004	GASKET				1
4	SS6111140SP	SCREW 11/64-40 L=11				3
5	D2112555B00	CORD HOLDER, LARGE				3
6	SS4120615SP	SCREW 3/16-28 L=6				1
7	22951552	GROUND WIRE ASM.	FOR LH-3162-7			1
8	SS4120615SP	SCREW 3/16-28 L=6				1
9	WT0530002KS	TOOTHED WASHER D=5.3				1
10	22657803	RUBBER PLUG				1
11	TA1250406R0	RUBBER PLUG D=12.5 L=4				3
12	22620900	CAP				1
13	TA0750704R0	RUBBER PLUG				2
14	SS6151780SP	SCREW 15/64-28 L=17.0				2
15	22602007	THREAD TAKE-UP LEVER OIL GUARD	EXCEPT JAPAN			1
16	TA1250406R0	RUBBER PLUG D=12.5 L=4				1
17	D2112555B00	CORD HOLDER, LARGE	FOR -WB, -WO, -OB			2
18	22680250	FACE PLATE ASM.				1
19	SS4121015SP	SCREW 3/16-28 L=10				4
20	TA1250406R0	RUBBER PLUG D=12.5 L=4				2
21	22920706	TWO EYELET				2
22	SS8120740SP	SCREW 3/16-28 L=7				2
23	22603013	THREAD GUIDE (UPPER)				1
24	SS2090710TP	SCREW 9/64-40 L=7.2				1
25	22603112	THREAD GUIDE				1
26	SS2090710TP	SCREW 9/64-40 L=7.2				1
27	22603203	THREAD GUIDE(LOWER)	TYPE S,G			1
28	SS2090710TP	SCREW 9/64-40 L=7.2				1
29	B1104051000	THROAT PLATE PIN				1
30	22680003	PLATE				1
31	SS9110460CP	SCREW 11/64-40 L=4				2
32	22651202	AUXILIARY COVER				1
33	SS2090710TP	SCREW 9/64-40 L=7.2				2
34	SS6090630SP	SCREW 9/64-40 L=6				1
35	SS2110920TP	SCREW 11/64-40 L=8.5				1
36	22650857	BED SLIDE LEFT, ASM., A	EXCHANGING GAUGE PART (SEE P.32~35)			1
37	22660609	THROAT PLATE 1/4	EXCHANGING GAUGE PART (SEE P.32~35)			1
38	22650352	BED SLIDE RIGHT, ASM., A	EXCHANGING GAUGE PART (SEE P.32~35)			1
39	22650055	BED SLIDE ASM.				1
40	22602601	BED SCREW STUD				4
41	22651459	THREAD GUIDE ASM., E	OPTIONAL PART			1
42	22603609	THREAD GUIDE	TYPE A			1
43	22603708	FELT	TYPE A			1
44	SS8151150SP	SCREW 15/64-28 L=10.5				1
45	10741759	GROUND WIRE ASM.	FOR LH-3162-4			1
46	22818009	BALANCE COVER(FOR JE)	FOR JE, JAPAN			1

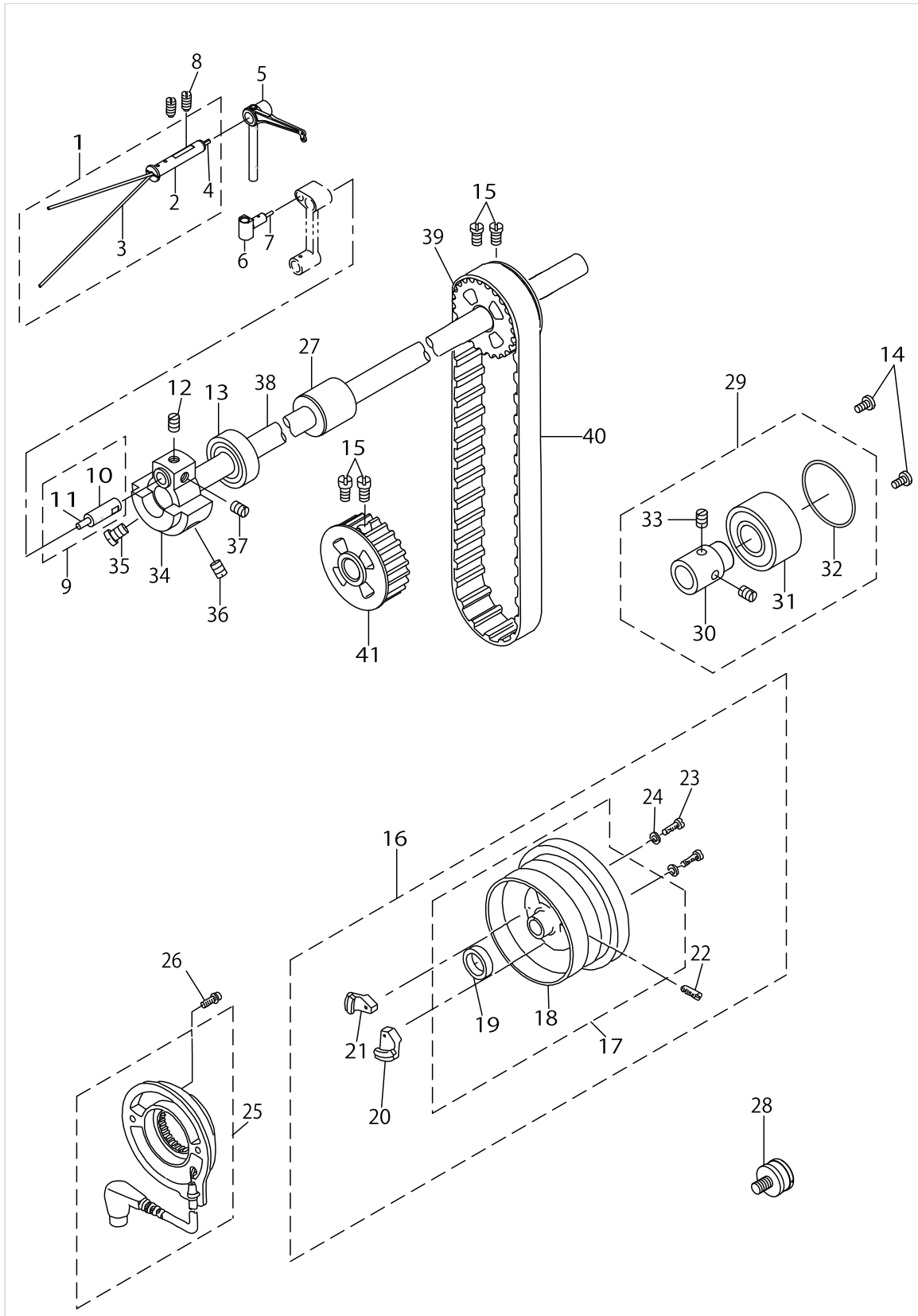
FRAME & MISCELLANEOUS COVER COMPONENTS



FRAME & MISCELLANEOUS COVER COMPONENTS

No.	Parts No.	Parts name	Remarks	Level	Cons	Qty
47	SS5090610SP	SCREW 9/64-40 L=6				1
48	M6043350AAA	RESISTANCE PACK ASM.,AA				1
49	SS4111015SP	SCREW 11/64-40 L=10				1
50	SS8150410TP	SCREW 15/64-28 L= 4.0				1
51	10004109	GROUND MARK				1
52	CM3002001A1	SAFETY LABEL.,3 (SMALL).	EXCEPT JAPAN			1
53	CM300200101	SAFETY LABEL, 1(SMALL).	FOR JAPAN			1

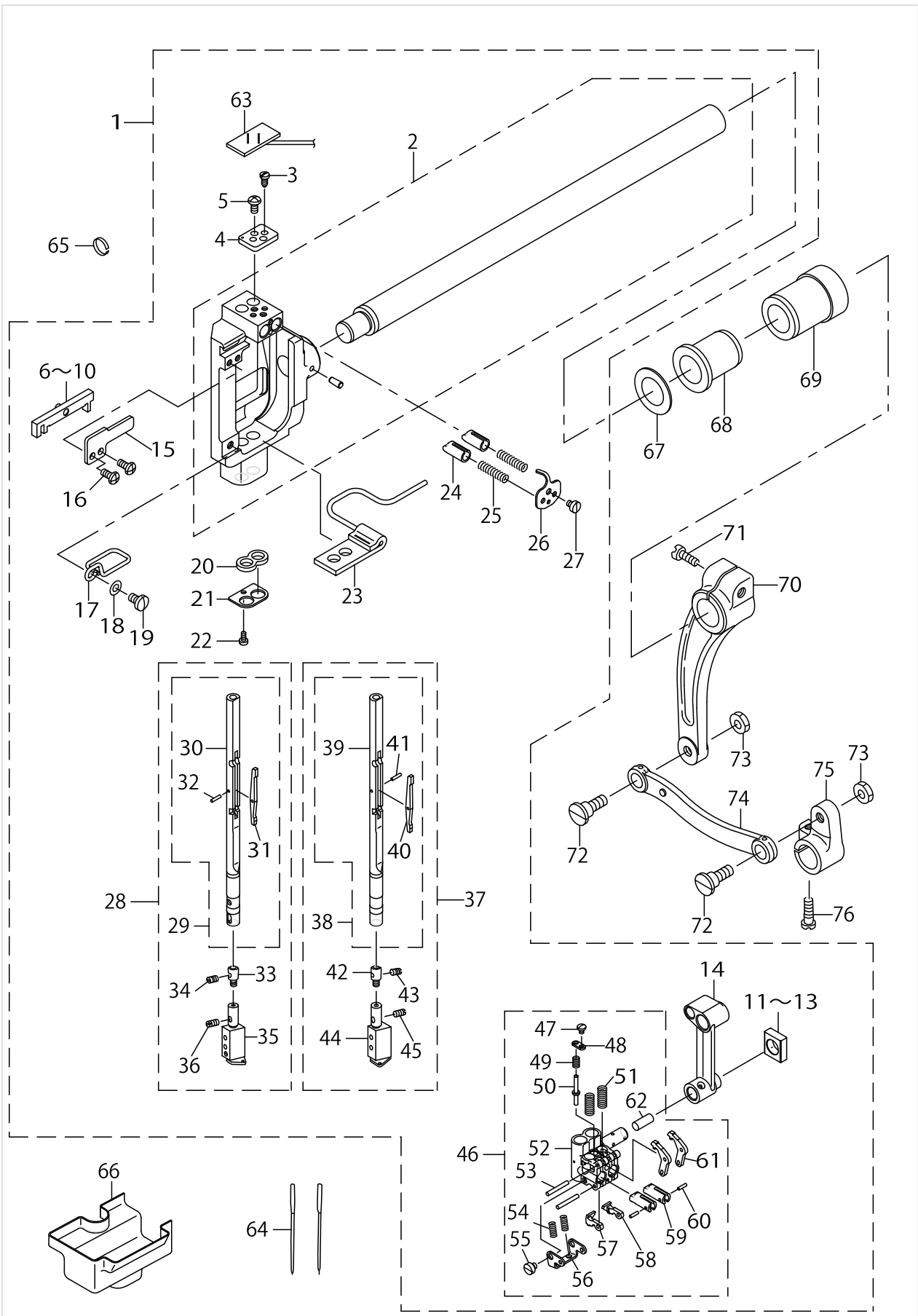
MAIN SHAFT & NEEDLE BAR COMPONENTS



MAIN SHAFT & NEEDLE BAR COMPONENTS

No.	Parts No.	Parts name	Remarks	Level	Cons	Qty
1	22605356	THREAD TAKE-UP LEVER PIN ASM.				1
2	22605307	THREAD TAKE-UP LEVER PIN		*		1
3	CQ202000000	OIL WICK		*		0.4
4	CQ252000000	OIL WICK		*		0.04
5	23203904	TAKE-UP LEVER C				1
6	22605406	TAKE-UP LEVER THRUST PIN				1
7	CQ252000000	OIL WICK				0.03
8	SS8151150TP	SCREW 15/64-28 L=10.5				2
9	22680656	NEEDLE BAR CRANK PIN ASM.				1
10	22680607	NEEDLE BAR CRANK PIN		*		1
11	CQ505000000	OIL WICK		*		0.1
12	SS8680540SP	SCREW 9/32-28 L= 4.5				1
13	B1202512000	MAIN SHAFT BUSHING, FRONT				1
14	SS7120760SP	SCREW 3/16-28 L= 7.0				2
15	SS6661110SP	SCREW 1/4-40 L=11				4
16	22651566	HAND WHEEL ASM.	FOR LH-3162-7			1
17	22651558	HAND WHEEL	FOR LH-3162-7	*		1
18	22651509	HAND WHEEL		*		1
19	M4002110000	GENERATOR ROTOR	FOR LH-3162-7	*		1
20	M40071100AA	MAGNET FITTING BASE A ASM.	FOR LH-3162-7	*		1
21	M40071100AB	MAGNET FITTING BASE B ASM.	FOR LH-3162-7	*		1
22	SS8151550SP	SCREW 15/64-28 L=15		*		2
23	SS6111210SP	SCREW 11/64-40 L=12	FOR LH-3162-7	*		2
24	WP0450801SD	WASHER 4.5X10X0.8	FOR LH-3162-7	*		2
25	11032562	DYNAMO STATOR	FOR LH-3162-7			1
26	10604809	SCREW	FOR LH-3162-7			2
27	22603906	UPPER SHAFT INNER METAL				1
28	22622401	SYNCRO FRNGE	FOR LH-3162-4			1
29	22604656	THRUST COLLAR ASM.				1
30	22604607	THRUST COLLAR		*		1
31	SB120000100	BEARING D=20X47		*		1
32	RO437200200	RUBBER RING		*		1
33	SS8660530TP	SCREW 1/4-40 L= 4.5		*		2
34	22604409	COUNTERWEIGHT				1
35	SS8681650TP	SCREW 9/32-28 L=16				1
36	SS7681750TP	SCREW 9/32-28 L=16.5				1
37	SS8680810TP	SCREW 9/32-28 L=8.0				1
38	22604003	MAIN SHAFT				1
39	22604904	UPPER SPROCKET				1
40	22604300	TIMING BELT				1
41	22651608	SPROCKET WHEEL				1

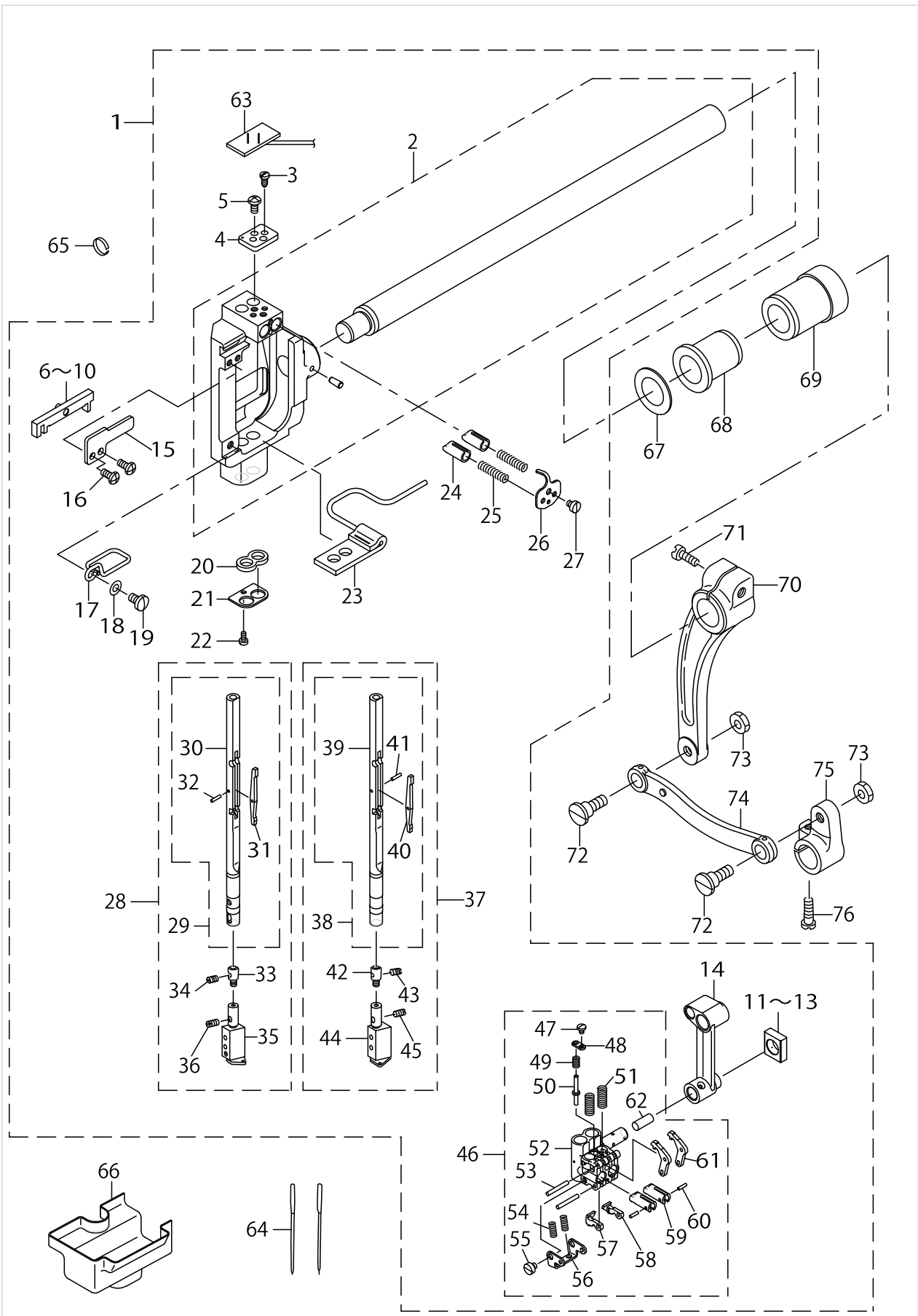
NEEDLE BAR COMPONENTS



NEEDLE BAR COMPONENTS

No.	Parts No.	Parts name	Remarks	Level	Cons	Qty
1	22693451	NEEDLE ROD ROCKING BASE ASM.				1
2	23204951	NEEDLE ROD ROCKING BASE ASM.		*		1
3	SS4090715SP	SCREW 9/64-40 L=7		*		2
4	22682702	NEEDLE BAR SWIVEL STOPPER		*		1
5	22681712	STOPPER SCREW		*		2
6	22681951	SLIDER BLOCK ASM. A	SELECTIVE PART	*		1
7	22682058	SLIDER BLOCK ASM. B	SELECTIVE PART	*		1
8	22682157	SLIDE BLOCK	SELECTIVE PART	*		1
9	22682256	SLIDER BLOCK ASM. D	SELECTIVE PART	*		1
10	22682355	SLIDER BLOCK ASM. E	SELECTIVE PART	*		1
11	23204506	ROCKING ROD SQUARE BLOCK A	SELECTIVE PART	*		1
12	23204605	ROCKING ROD SQUARE BLOCK B	SELECTIVE PART	*		1
13	23204704	ROCKING ROD SQUARE BLOCK C	SELECTIVE PART	*		1
14	22684609	NEEDLE BAR CRANK ROD		*		1
15	22681803	SLIDE BLOCK GUIDE PLATE		*		1
16	SS4090815SP	SCREW 9/64-40 L=8		*		2
17	22685903	FELT GUIDE		*		1
18	WP0450000SD	WASHER 4.5X8X0.5		*		1
19	SS7110710SP	SCREW 11/64-40 L=7		*		1
20	22686000	NEEDLE BAR OIL SEAL FELT, A		*		1
21	22685804	NEEDLE BAR OIL SEAL PLATE		*		1
22	SS6060510TP	SCREW 3/32-56 L=4.5		*		1
23	22686158	OIL SEAL FELT ASM., B		*		1
24	22681407	NEEDLE BAR STOPPER		*		2
25	22681506	SPRING		*		2
26	22681316	STOPPER SPRING COVER		*		1
27	SS6080410SP	SCREW 1/8-44 L=4		*		1
28	22693253	NEEDLE BAR UNIT, LEFT		*		1
29	22685150	NEEDLE BAR ASM., LEFT		*		1
30	22685101	NEEDLE BAR, LEFT		*		1
31	22685200	SEESAW PLATE		*		1
32	22685408	NEEDLE BAR PIN		*		1
33	22682504	SPRING BEARING		*		1
34	B1425526000	SCREW 1/8-44 L=6		*		1
35	B1402528FALA	NEEDLE CLAMP ASM. 1/4		*		1
36	B1425526000	SCREW 1/8-44 L=6		*		1
37	22693352	NEEDLE BAR UNIT, RIGHT		*		1
38	22685358	NEEDLE BAR ASM., RIGHT		*		1
39	22685309	NEEDLE BAR, RIGHT		*		1
40	22685200	SEESAW PLATE		*		1
41	22685408	NEEDLE BAR PIN		*		1
42	22682504	SPRING BEARING		*		1
43	B1425526000	SCREW 1/8-44 L=6		*		1
44	B1402528FARA	NEEDLE CLAMP ASM. 1/4		*		1
45	B1425526000	SCREW 1/8-44 L=6		*		1
46	22683056	NEEDLE BAR CONNECTION ASM.		*		1
47	SS7060310SP	SCREW 3/32-56 L=3		*		1

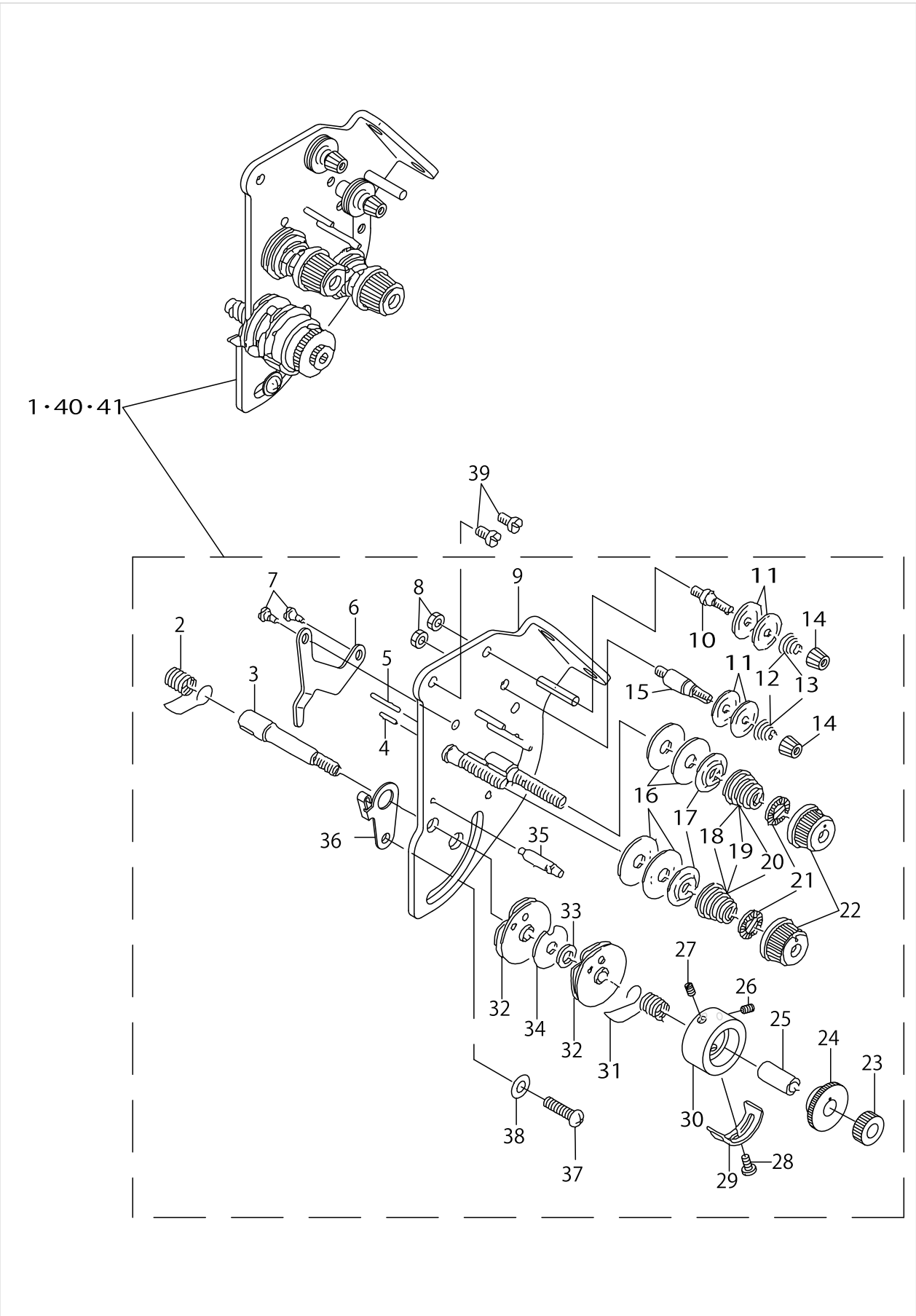
NEEDLE BAR COMPONENTS



NEEDLE BAR COMPONENTS

No.	Parts No.	Parts name	Remarks	Level	Cons	Qty
48	22683205	RELEASE PIN COVER		*		1
49	22683304	SPRING		*		1
50	22683106	RELEASE PIN		*		1
51	22683809	SPRING		*		2
52	22683007	NEEDLE BAR CONNECTION		*		1
53	22683403	NEEDLE BAR CONNECTION PIN		*		2
54	22684104	SPRING		*		2
55	SS6080340SP	SCREW 1/8-44 L=2.9		*		2
56	22684203	SPRING BRACKET		*		1
57	22683908	CLUTCH STOPPER, LEFT		*		1
58	22684005	CLUTCH STOPPER, RIGHT		*		1
59	22683502	NEEDLE BAR CLUTCH		*		2
60	B1705850000	STOPPER PIN		*		2
61	22683601	CLUTCH LEVER		*		2
62	CQ252000000	OIL WICK		*		0.1
63	22682850	FELT ASM.		*		1
64	MDP500B1400	NEEDLE DPX5 #14				2
65	B1414512000	OIL WICK RETAINER				1
66	22685705	OIL GUARD RUBBER				1
67	B1438512B00	WASHER 17.1X28X1.5	SELECTIVE PART			1
68	22607303	BUSHING				1
69	22607402	BUSHING				1
70	22607006	REAR ARM				1
71	SS6152440SP	SCREW 15/64-28 L=23.5				1
72	SD0870601SP	HINGE SCREW D= 8.73 H= 6.0				2
73	NS6150430SP	NUT 15/64-28				2
74	22607105	DRIVING ROD				1
75	22607204	DRIVING ARM				1
76	SS6121610TP	SCREW 3/16-28 L=15.5				1

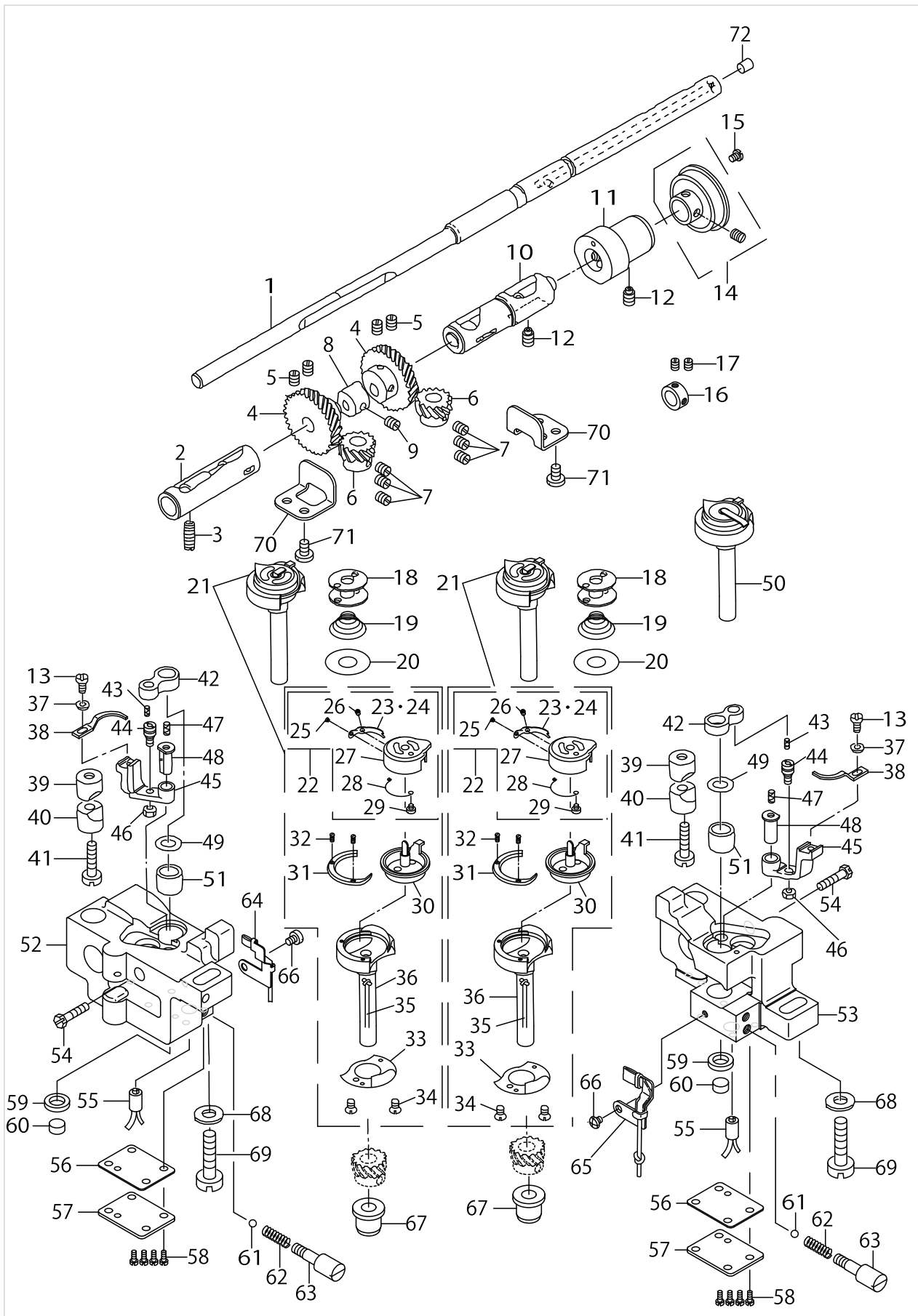
TENSION POST COMPONENTS



TENSION POST COMPONENTS

No.	Parts No.	Parts name	Remarks	Level	Cons	Qty
1	22618060	THREAD TENSION ASM., S	TYPE S			1
2	22618706	THREAD TAKE-UP SPRING A		*		1
3	10697605	THREAD TAKE-UP SPRING STUD		*		1
4	22618201	TENSION RELEASE PIN, A		*		1
5	22618300	TENSION RELEASE PIN, B		*		1
6	22618102	TENSION RELEASE LEVER		*		1
7	SD0470281SP	HINGE SCREW D=4.7 H=2.8		*		2
8	NS6110310SP	NUT 11/64-40		*		2
9	22618052	TENSION BASE PLATE ASM.		*		1
10	10124204	THREAD TENSION POST, A		*		1
11	10741106	FIRST THREAD TENSION PLATE		*		4
12	11045101	THREAD TENSION SPRING	TYPE A, S	*		2
13	11093606	THREAD TENSION SPRING	TYPE G	*		2
14	11072402	THREAD TENSION NUT		*		2
15	10124303	THREAD TENSION POST, B		*		1
16	B3126012000	THREAD TENSION DISK		*		4
17	22617906	THREAD TENSION DISK PRESSER		*		2
18	B3129012A00	TENSION SPRING	TYPE S	*		2
19	D3129555D00	THREAD TENSION SPRING	TYPE A,	*		2
20	B3114232000	THREAD TENSION SPRING	TYPE G	*		2
21	B3112704000	TENSION SPRING BUSHING		*		2
22	11956802	THREAD TENSION KNOB, BLUE		*		2
23	22617807	NUT		*		1
24	22617708	TAKE-UP SPRING GUIDE		*		1
25	B3141527000	PRESSER COLLAR		*		1
26	22618904	SET SCREW		*		1
27	22618904	SET SCREW		*		1
28	SS7090510SP	SCREW 9/64-40 L= 4.6		*		1
29	B3138527000	ADJUSTING PLATE B		*		1
30	22617609	THREAD TENSION POST		*		1
31	22618805	THREAD TAKE-UP SPRING B		*		1
32	B31375270A0	TAKE-UP SPRING GUIDE ASM.		*		2
33	B3139527000	COLLAR		*		1
34	B3142527000	TAKE-UP SPRING GUIDE PLATE		*		1
35	B3143527000	TAKE-UP SPRING GUIDE STUD		*		1
36	10697506	THREAD TENSION BRACKET, A		*		1
37	SS4110615SP	SCREW 11/64-40 L=6		*		1
38	WP0501016SD	WASHER 5X10.5X1		*		1
39	SS4120615SP	SCREW 3/16-28 L=6		*		2
40	22618458	THREAD TENSION ASM., A	TYPE A,			1
41	22618557	THREAD TENSION ASM.	TYPE G			1

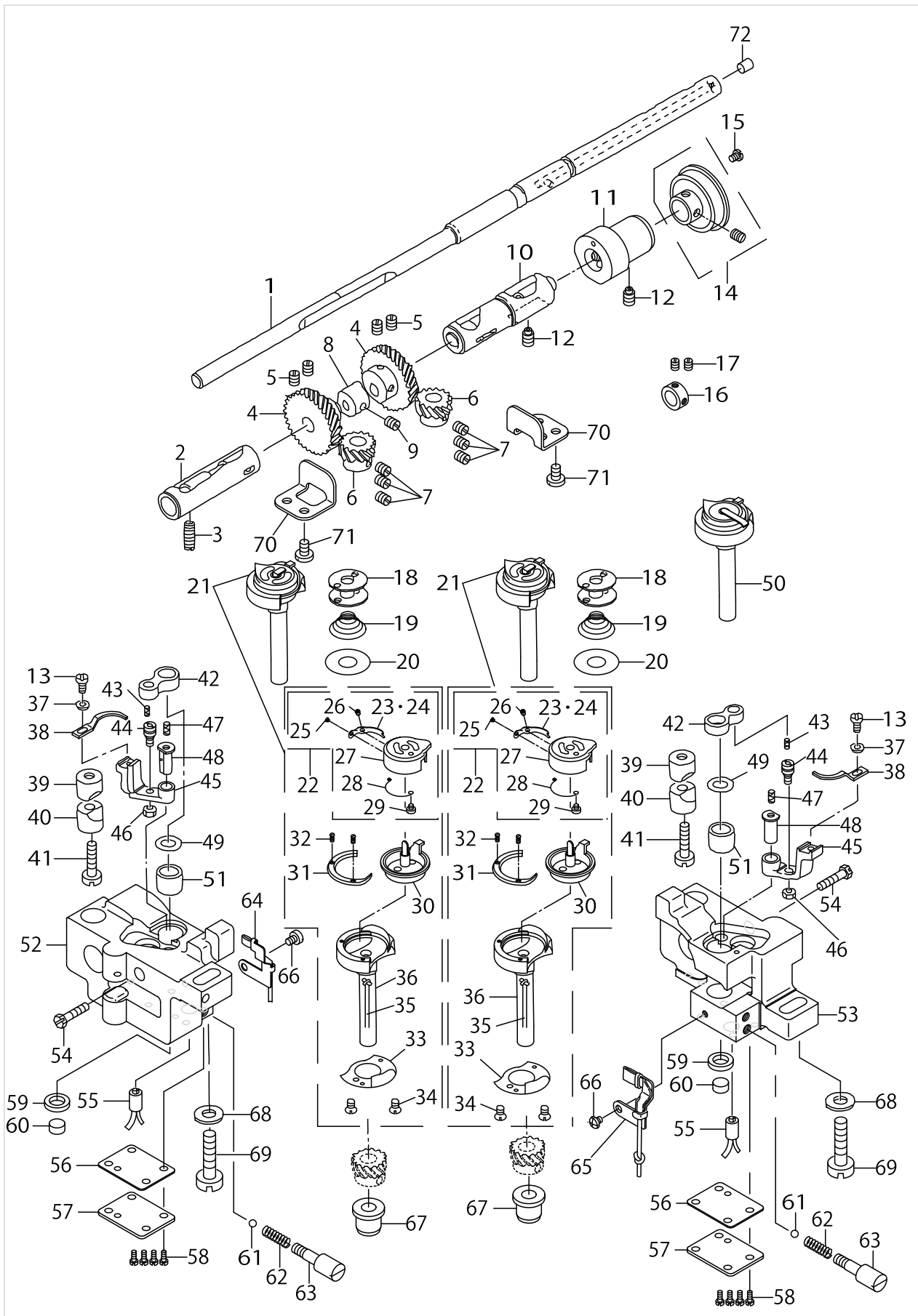
HOOK & HOOK DRIVING SHAFT COMPONENTS



HOOK & HOOK DRIVING SHAFT COMPONENTS

No.	Parts No.	Parts name	Remarks	Level	Cons	Qty
1	10108512	HOOK DRIVING SHAFT				1
2	B18025120A0A	BUSHING ASM., FRONT	SELECTIVE PART			1
3	SS8151150SP	SCREW 15/64-28 L=10.5				1
4	B1816512000	HOOK DRIVING SHAFT, LARGE				2
5	SS8660810TP	SCREW 1/4-40 L=8				4
6	10112001	HOOK SHAFT GEAR, A	SELECTIVE PART			2
7	SS8660530TP	SCREW 1/4-40 L= 4.5				6
8	22609804	FEED DRIVING CAM				1
9	SS8660530TP	SCREW 1/4-40 L= 4.5				1
10	B18035150A0	BUSHING ASM., INTERMEDIATE	SELECTIVE PART			1
11	10108611	PLUNGER BUSHING				1
12	SS8151150SP	SCREW 15/64-28 L=10.5				2
13	SS6090810SP	SCREW 9/64-40 L= 7.5				2
14	10611457	THRUST COLLAR ASM.				1
15	SS7120760SP	SCREW 3/16-28 L= 7.0				2
16	CS1471012SH	THRUST COLLAR D=14.72 W=10				1
17	SS8660530TP	SCREW 1/4-40 L= 4.5				2
18	10210805	HARD ALUMITE BOBBIN				2
19	10111508	SPRING				2
20	22653802	SHEET				2
21	22693857	HOOK ASM.				2
22	22688154	BOBBIN CASE ASM		*		2
23	22688402	TENSION ADJUSTING SPRING	SELECTIVE PART	*		2
24	22688501	TENSION ADJUSTING SPRING	SELECTIVE PART	*		2
25	10110500	TENSION SPRING INSTALLING SCRE		*		2
26	22612907	TENSION ADJUSTING SCREW		*		2
27	22688105	BOBBIN CASE		*		2
28	22688204	SPRING		*		2
29	SS6560150SH	SCREW 3/32-80 L=1.3		*		2
30	22653000	SEWING HOOK		*		2
31	22653307	HOOK GIB		*		2
32	10112803	SCREW		*		4
33	22612303	NEEDLE POSITIONER		*		2
34	10112902	SCREW		*		4
35	22612501	LILYYARN		*		2
36	22688006	OUTER HOOK		*		2
37	WP0371016SD	WASHER 3.7X8X1				2
38	22613509	BOBBIN CASE OPENING LEVER				2
39	10109908	SADDLE INSTALLING BLOCK, UPPER				2
40	10112407	SADDLE INSTALLING BLOCK, LOWER				2
41	SS6153040SP	SCREW 15/64-28 L=30				2
42	B1820563000	BOBBIN CASE OPENING LEVER LINK				2
43	CQ202000000	OIL WICK				0.1
44	B1821051000	CRANK SCREW STUD				2
45	B1822051000	OPENING LEVER CRANK				2
46	NS6110420SP	NUT 11/64-40				2
47	CQ202000000	OIL WICK				0.1

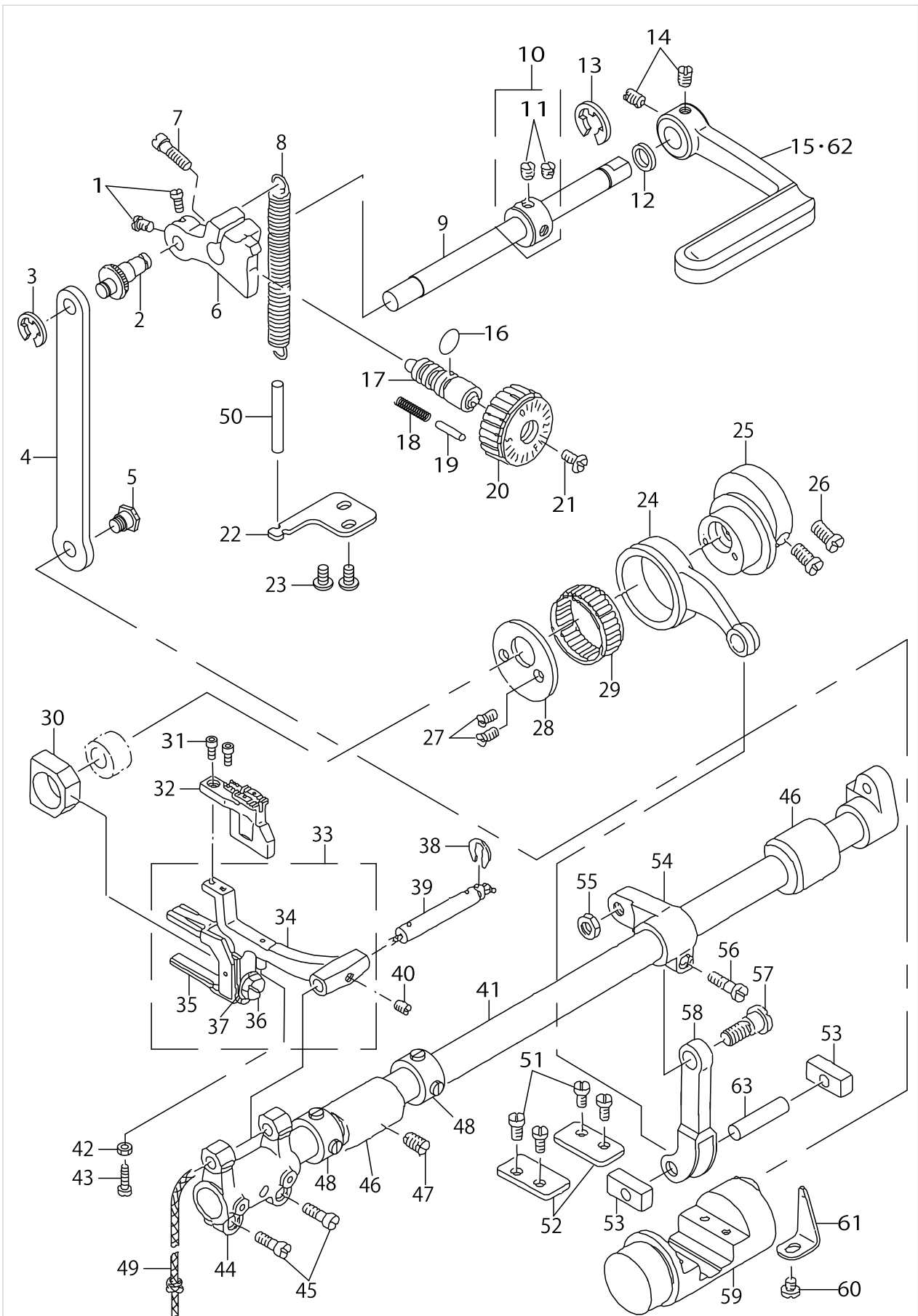
HOOK & HOOK DRIVING SHAFT COMPONENTS



HOOK & HOOK DRIVING SHAFT COMPONENTS

No.	Parts No.	Parts name	Remarks	Level	Cons	Qty
48	B1823051000	OPENING LEVER CRANK PIN				2
49	10111201	THRUST WASHER, F				2
50	22653158	RATCHET HOOK ASM.	FOR JS			2
51	22613905	HOOK SHAFT UPPER METAL				2
52	22653604	HOOK SHAFT SADDLE, LEFT				1
53	22653505	HOOK SHAFT SADDLE, RIGHT				1
54	SS7111810SP	SCREW 11/64-40 L=18				2
55	22615454	RUBBER BUSHING ASM.				2
56	22615108	GASKET				2
57	22615009	HOOK SHAFT SADDLE COVER				2
58	SS4110815SP	SCREW 11/64-40 L=8				8
59	22615306	FELT HOLDER				2
60	22615207	FELT				2
61	22615702	OIL ADJUSTING BALL				2
62	D3171415B0H	PRESSER SPRING				2
63	22615801	OIL ADJUSTING SCREW				2
64	22615959	OIL WICK HOLDER ASM. LEFT				1
65	22616254	OIL WICK HOLDER ASM. RIGHT				1
66	SS4110515SP	SCREW 11/64-40 L=5				2
67	22613400	HOOK DRIVING SHAFT BUSHING				2
68	WP0850002SP	WASHER 8.5X18X1.6				2
69	SM6082502TP	SCREW M8 L=25				2
70	22613608	GEAR GUIDE				2
71	SS7110710SP	SCREW 11/64-40 L=7				4
72	TA0500601M0	PLUG D=5X5.4 L=6				1

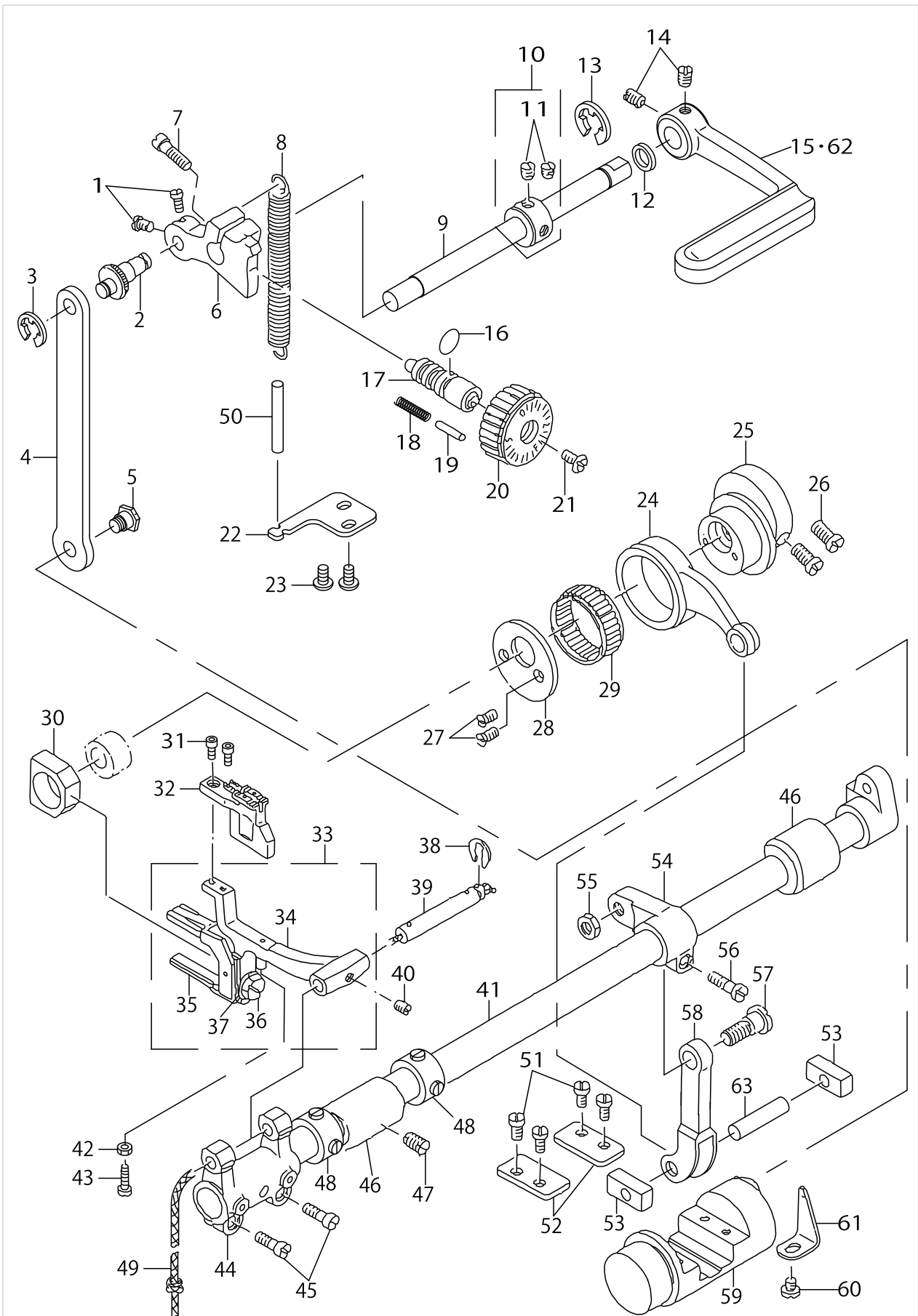
FEED MECHANISM COMPONENTS



FEED MECHANISM COMPONENTS

No.	Parts No.	Parts name	Remarks	Level	Cons	Qty
1	SS6090670TP	SCREW 9/64-40 L=6				2
2	22610109	ROD PIN				1
3	RE0500000K0	E-RING				1
4	22610208	FEED REGULATOR CONNECTING ROD				1
5	SD0800422CP	HINGE SCREW D= 8 H= 4.2				1
6	22610000	FEED REGULATOR				1
7	SS7121410SP	SCREW 3/16-28 L=14				1
8	22610307	FEED REGULATOR SPRING				1
9	22652101	REVERSE FEED SHAFT	FOR -WB, -OB			1
10	CS102121ASH	THRUST COLLAR ASM. D=10.2 W=12				1
11	SS8660610TP	SCREW 1/4-40 L=6		*		2
12	10108009	OIL SEAL				1
13	RE0900000K0	E-RING 9				1
14	SS7120910SP	SCREW 3/16-28 L=9				2
15	22610505	REVERSE FEED CONTROL LEVER	FOR LH-3162-4			1
16	RO092270200	RUBBER RING				1
17	11009909	FEED REGULATOR SCREW				1
18	22912109	FEED REGULATOR PIN SPRING				1
19	11052701	PIN				1
20	22911903	FEED DIAL				1
21	SS6121860SP	SCREW 3/16-28 L=18				1
22	22610406	SPRING BRACKET				1
23	SS4110815SP	SCREW 11/64-40 L=8				2
24	22609200	FEED ROCK SHAFT CONNECTING ROD				1
25	22652002	FEED DRIVE ECCENTRIC CAM				1
26	SS6661110SP	SCREW 1/4-40 L=11				2
27	SS7110710SP	SCREW 11/64-40 L=7				2
28	22609101	CAM COVER				1
29	B1636581B00	NEEDLE BEARING B				1
30	B1610512000	FEED DRIVING SLIDE BLOCK				1
31	SS6580752TP	SCREW 1/8-40 L=7				2
32	10238202	FEED DOG 1/4	EXCHANGING GAUGE PART (SEE P.32~35)			1
33	22609754	FEED BAR ASM.				1
34	22609705	FEED BAR		*		1
35	10107902	FEED BAR FORK		*		1
36	SS9151440CP	SCREW 15/64-28 L=14		*		1
37	WP0621016SD	WASHER 6.2X13X1		*		1
38	RE0500711KP	SNAP RING 5				1
39	B1604012000A	FEED BAR SHAFT				1
40	SM8050502TP	SCREW M5 L=5				1
41	22609408	FEED ROCK SHAFT				1
42	NS6080210SP	NUT 1/8-44				1
43	SS6081810SP	SCREW 1/8-44 L=18.0				1
44	B1603512000	FEED ROCKER				1
45	SS7111310TP	SCREW 11/64-40 L=12.8				2
46	10106102	BUSHING				2

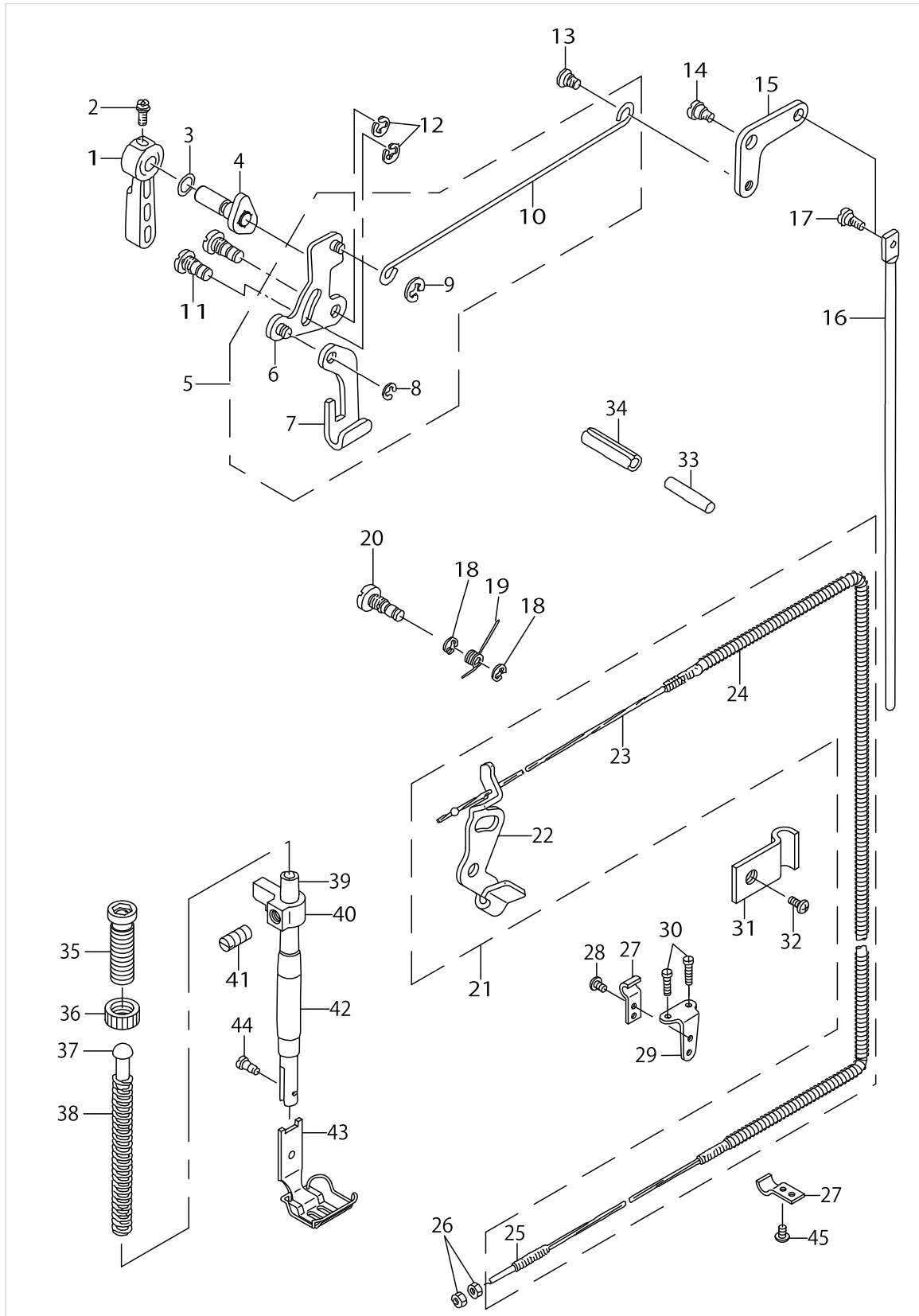
FEED MECHANISM COMPONENTS



FEED MECHANISM COMPONENTS

No.	Parts No.	Parts name	Remarks	Level	Cons	Qty
47	SS8151150SP	SCREW 15/64-28 L=10.5				1
48	22904155	MAIN SHAFT THRUST COLLAR ASM.				2
49	CQ252000000	OIL WICK				0.5
50	BT0500300EA	OIL TUBE				0.09
51	SS7110910SP	SCREW 11/64-40 L=8.5				4
52	10315505	PLATE				2
53	22609606	FEED DRIVING ROCKER BLOCK, S				2
54	22609309	FEED ROCKER SHAFT CRANK				1
55	NS6680320SP	NUT 9/32-28				1
56	SS6121610TP	SCREW 3/16-28 L=15.5				1
57	SD0900701TP	HINGE SCREW D= 9 H= 7				1
58	10315208	FEED ROCK CONNECTING ROD				1
59	10315455	FEED DRIVING ROCKER ASM.				1
60	SS7110510SP	SCREW 11/64-40 L=5				1
61	B1633470000	STOPPER PLATE				1
62	22797005	REVERSE FEED CONTROL LEVER B	FOR LH-3162-7			1
63	B1653470000	PIN				1

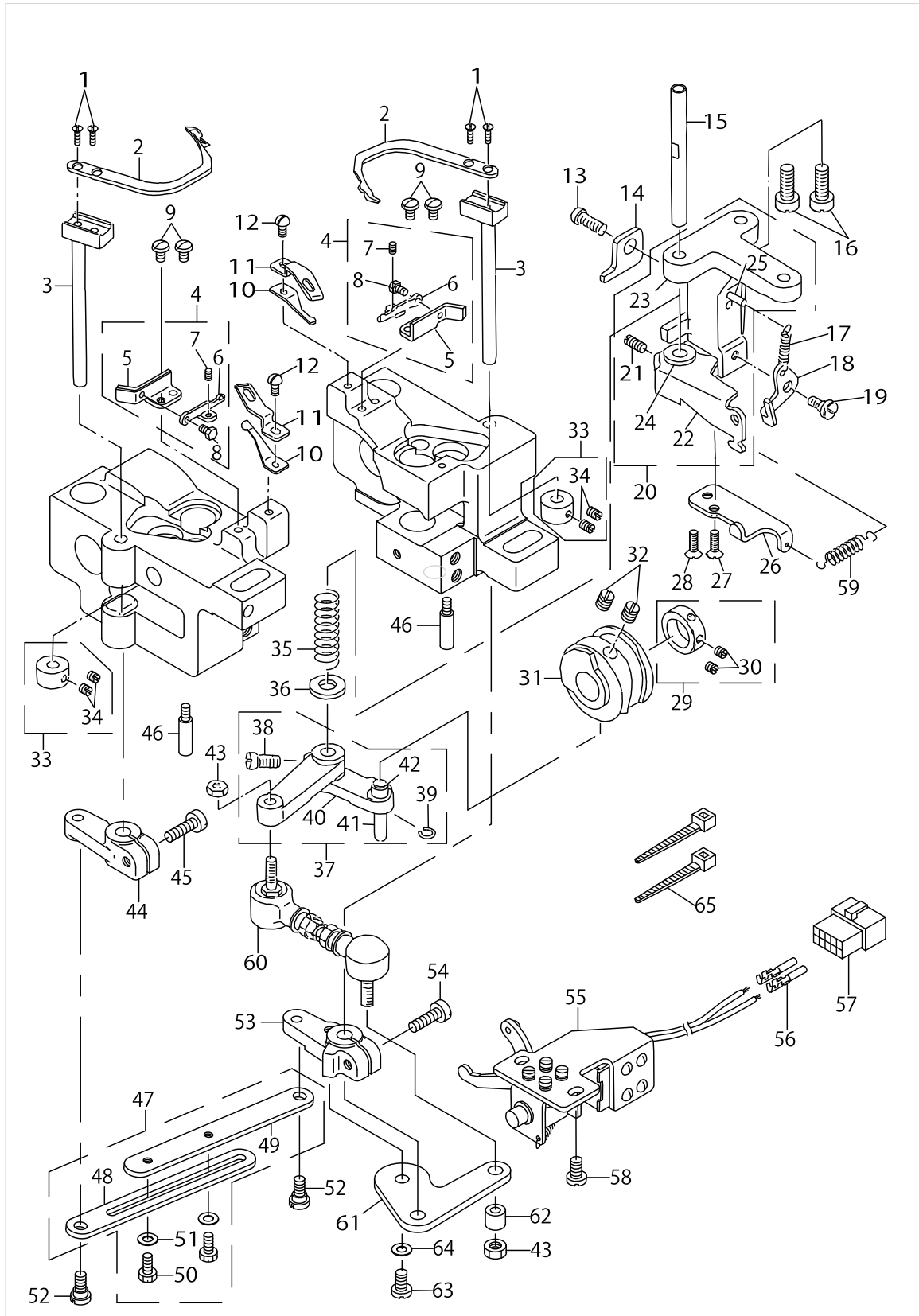
PRESSER BAR & TENSION RELEASE COMPONENTS



PRESSER BAR & TENSION RELEASE COMPONENTS

No.	Parts No.	Parts name	Remarks	Level	Cons	Qty
1	11071800	HAND LIFTER				1
2	B1521555000	SCREW				1
3	RO037180100	RUBBER RING				1
4	22908552	HAND LIFTER CAM ASM.				1
5	22608152	LIFTING LEVER ROD ASM.				1
6	11006350	HAND LIFTER LINK		*		1
7	11006202	LIFTING LEVER		*		1
8	11007309	E-RING		*		1
9	RE0500000K0	E-RING		*		1
10	22608103	LIFTING LEVER CONNECTING ROD		*		1
11	11006509	LINK SHAFT				2
12	RE0500000K0	E-RING				2
13	11007101	HINGE SCREW				1
14	SD0720332SP	HINGE SCREW D= 7.24 H= 3.3				1
15	22908800	KNEE LIFTER LINK				1
16	10125201	CONNECTING ROD, VERTICAL				1
17	SD0600322SD	HINGE SCREW D=6 H=3.2				1
18	RE0500000K0	E-RING				2
19	11018207	TENSION RELEASE RETURN SPRING				1
20	11018108	TENSION RELEASE SHAFT				1
21	22654958	TENSION RELEASE PLATE ASM.				1
22	22617104	TENSION RELEASE PLATE		*		1
23	11394509	WIRE CABLE		*		1
24	22654909	WIRE TUBE		*		1
25	D3159555B00	SET SCREW		*		1
26	NS6620310SP	NUT 3/16-32				2
27	D3164555B00	OUTER PRESSER PLATE				2
28	SS4110715SP	SCREW 11/64-40 L=7				1
29	D3163555B00A	FLEXIBLE TUBE SUPPORT PLATE				1
30	SS4111215SP	SCREW 11/64-40 L=12				2
31	22620801	PIPE HOLDER				1
32	SS4111015SP	SCREW 11/64-40 L=10				1
33	22617005	PUSH BAR				1
34	PS0600502KP	SPRING PIN				1
35	11071602	PRESSER SPRING REGULATOR				1
36	11071701	NUT				1
37	22907703	PRESSER GUIDE BAR				1
38	B1505227T00A	PRESSER SPRING T				1
39	B1501581000	PRESSER BAR				1
40	22608004	NEEDLE BAR GUIDE BRACKET				1
41	SS8660810TP	SCREW 1/4-40 L=8				1
42	22907109	PRESSER BAR BUSHING, LOWER				1
43	10152957	PRESSER FOOT ASM. 1/4	EXCHANGING GAUGE PART (SEE P.32~35)			1
44	SS7090910TP	SCREW 9/64-40 L= 8.5				1
45	SS4110515SP	SCREW 11/64-40 L=5				1

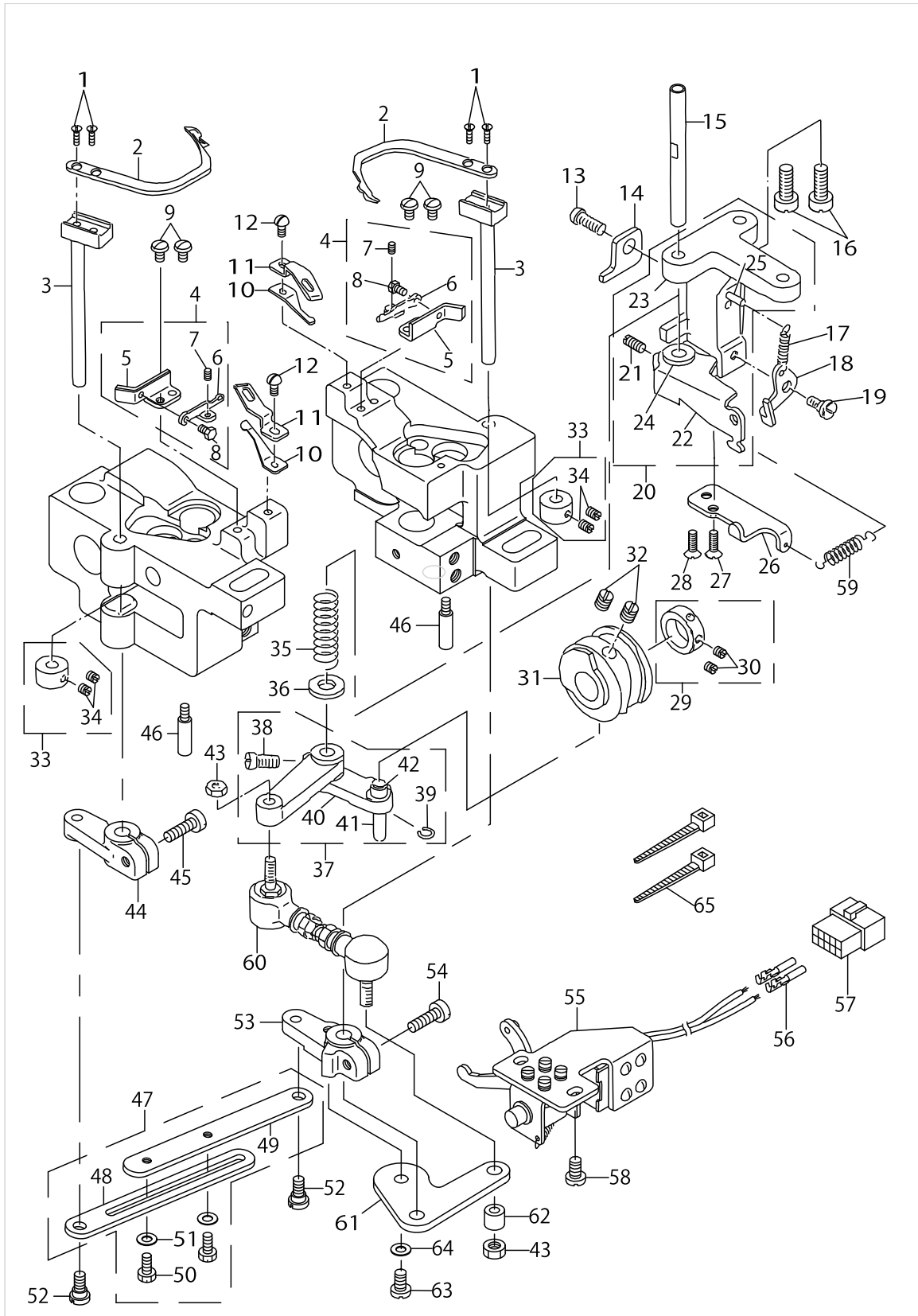
THREAD TRIMMER MECHANISM COMPONENTS



THREAD TRIMMER MECHANISM COMPONENTS

No.	Parts No.	Parts name	Remarks	Level	Cons	Qty
1	SS2080810SP	SCREW 1/8-44 L=7.5				4
2	10211605	MOVING KNIFE				2
3	10116051	MOVING KNIFE SHAFT ASM.				2
4	22654255	MOVING KNIFE SUPPORT ASM.				2
5	22654206	MOVING KNIFE SUPPORT PLATE		*		2
6	10211407	THREAD PRESSER ADJUSTING PLATE		*		2
7	SS8080610SP	SCREW 1/8-44 L=5.5		*		2
8	SS9080410SP	SCREW 1/8-44 L=4.3		*		2
9	SS5090610SP	SCREW 9/64-40 L=6				4
10	22655401	THREAD PRESSER				2
11	22655302	COUNTER KNIFE				2
12	SS7090710SP	SCREW 9/64-40 L= 6.8				2
13	SS6121212TP	SCREW 3/16-28 L=12.0				1
14	22654800	STOPPER, A				1
15	10116804	SHAFT				1
16	SS7151610SP	SCREW 15/64-28 L=16				2
17	B3418180000	SPRING				1
18	10117208	TENSION DISC RELEASE PLATE				1
19	SD0600271SP	HINGE SCREW D= 6 H= 2.7				1
20	22655153	LINK INSTALLING BASE ASM.				1
21	SS8111010TP	SCREW 11/64-40 L=9.5		*		1
22	22655104	TENSION DISC RELEASE ARM		*		1
23	10116606	LINK INSTALLING BASE		*		1
24	10117109	BUSHING		*		1
25	PS0300201KP	SPRING PIN 3.0X20		*		1
26	22654701	STOPPER PLATE				1
27	SS2110920TP	SCREW 11/64-40 L=8.5				1
28	SS2110930SP	SCREW 11/64-40 L=8.7				1
29	CS1470710SH	THRUST COLLAR ASM. D=14.72 W=7				1
30	SS8110410TP	SCREW 11/64-40 L= 3.5		*		2
31	22654107	THREAD TRIMMER CAM				1
32	SS8660810TP	SCREW 1/4-40 L=8				2
33	CS070081BSH	THRUST COLLAR ASM. D=7 W=8				2
34	SS8110510SP	SCREW 11/64-40 L=5		*		4
35	10116903	SPRING				1
36	WP0753016SZ	WASHER 7.5X16.0X3.0				1
37	10116754	CAM INSTALLING LINK ASM.				1
38	SS6151220SP	SCREW 15/64-28 L=11.5		*		1
39	D2430555B00	SNAP RING		*		1
40	10116705	CAM INSTALLING LINK		*		1
41	D2428555B00A	CAM ROLLER SHAFT		*		1
42	D2427555B00B	CAM ROLLER		*		1
43	NM6050001SP	NUT M5				2
44	22654404	DRIVING ARM, LEFT				1
45	SS6121610TP	SCREW 3/16-28 L=15.5				1
46	B1515051000	HAND LIFTER PIN				2
47	22654552	CONNECTING LINK ASM.				1

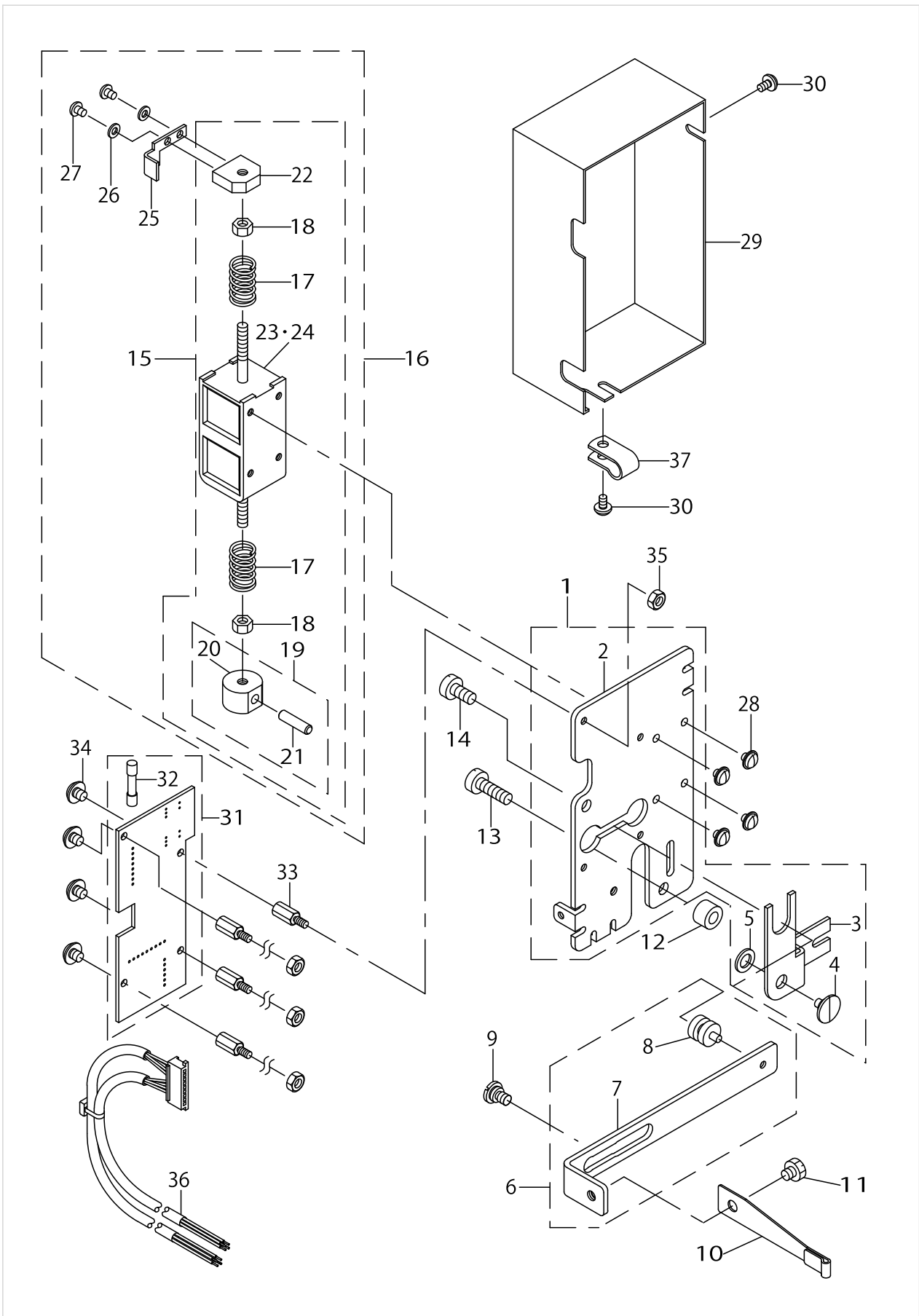
THREAD TRIMMER MECHANISM COMPONENTS



THREAD TRIMMER MECHANISM COMPONENTS

No.	Parts No.	Parts name	Remarks	Level	Cons	Qty
48	22654503	CONNECTING LINK, A		*		1
49	22654602	CONNECTING LINK, B		*		1
50	SS9111010SP	SCREW 11/64-40 L=9.5		*		2
51	WP0501016SD	WASHER 5X10.5X1		*		2
52	SD0650305TP	HINGE SCREW D= 6.5 H= 3				2
53	22654305	DRIVING ARM, RIGHT				1
54	SS6121610TP	SCREW 3/16-28 L=15.5				1
55	10117851	SOLENOID ASM.				1
56	HK03464000B	PIN CONTACT	FOR LH-3162-7			2
57	HK034610140	HOUSING 14P	FOR LH-3162-7			1
58	SS6151040SP	SCREW 15/64-28 L=10				2
59	B3041980000	SPRING				1
60	22655005	JOINT ROD				1
61	22654008	DRIVING ARM PLATE				1
62	B3417051000	REAR LIFTING BAR ROLLER				1
63	SS6120940SP	SCREW 3/16-28 L=9				1
64	WP0501016SD	WASHER 5X10.5X1				1
65	EA9500B0100	CABLE BAND				2

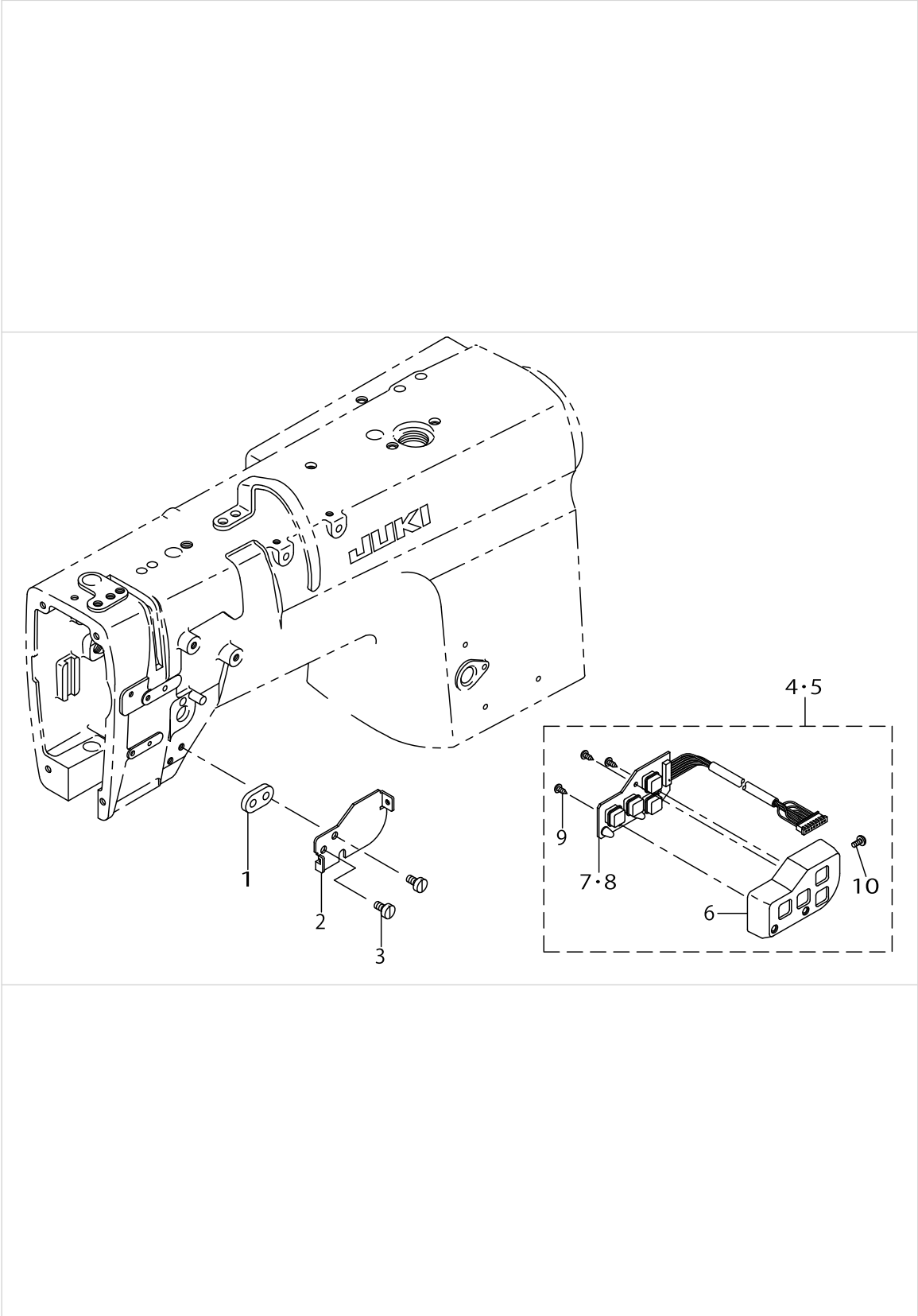
AUTOMATIC CHANGE-OVER DEVICE COMPONENTS (1)



AUTOMATIC CHANGE-OVER DEVICE COMPONENTS (1)

No.	Parts No.	Parts name	Remarks	Level	Cons	Qty
1	22795157	TRANSFORM SOLENOID BASE ASM.				1
2	22795108	TRANSFORM SOLENOID BASE		*		1
3	22795207	TRANSFORM ARM		*		1
4	SD0600281TP	HINGE SCREW H=6 W=2.7		*		1
5	WP0621016SD	WASHER 6.2X13X1		*		1
6	22795355	TRANSFORM PLATE ASM.				1
7	22795306	TRANSFORM PLATE		*		1
8	22795405	TRANSFORM SHAFT A		*		1
9	SD0640231SP	HINGE SCREW D= 6.35 H= 2.3				1
10	22687008	LEAF SPRING				1
11	SS9110460CP	SCREW 11/64-40 L=4				1
12	22795900	TRANSFORM SOLENOID BASE				1
13	SS6121010SP	SCREW 3/16-28 L=10				1
14	SS6121610SP	SCREW 3/16-28 L=15.5				1
15	22796551	TRANSFORM SOLENOID UNIT B ASM.	FOR LH-3162-7			1
16	22790356	TRANSFORM SOLENOID UNIT A ASM.	FOR LH-3162-4			1
17	22795603	TRANSFORM SPRING B		*		2
18	NM6040001SD	NUT M4		*		2
19	22795553	TRANSFORM SPRING BASE A ASM.		*		1
20	22795504	TRANSFORM SPRING BASE A		*		1
21	B1505804000	HINGE SHAFT		*		1
22	22795702	TRANSFORM SPRING BASE B		*		1
23	22792956	TRANSFORM RACH SOLENOID A ASM.	FOR LH-3162-4	*		1
24	22797757	TRANSFORM RACH SOLENOID B ASM.	FOR LH-3162-7	*		1
25	22790000	CROSSWISE SENSOR PLATE	FOR LH-3162-4	*		1
26	WS0310002KN	SPRING WASHER M3	FOR LH-3162-4	*		2
27	SM4030401SC	SCREW M3X0.5 L=4	FOR LH-3162-4	*		2
28	SL4030681SC	SCREW M3 L=6				4
29	22795801	TRANSFORM COVER				1
30	SL4031091SC	SCREW M3 X 10				2
31	22792550	CHANGING CIRCUIT BOARD ASM.	FOR LH-3162-4			1
32	HF0041010S0	FUSE	FOR LH-3162-4	*		1
33	HX00056000B	SPACER	FOR LH-3162-4			4
34	SL4030681SC	SCREW M3 L=6	FOR LH-3162-4			4
35	NM6030001SC	NUT M3	FOR LH-3162-4			4
36	22792659	TRANSFORM DEVISE CORD ASM.	FOR LH-3162-4			1
37	D2120555C00	CORD PRESSER (120V)	FOR LH-3162-7			1

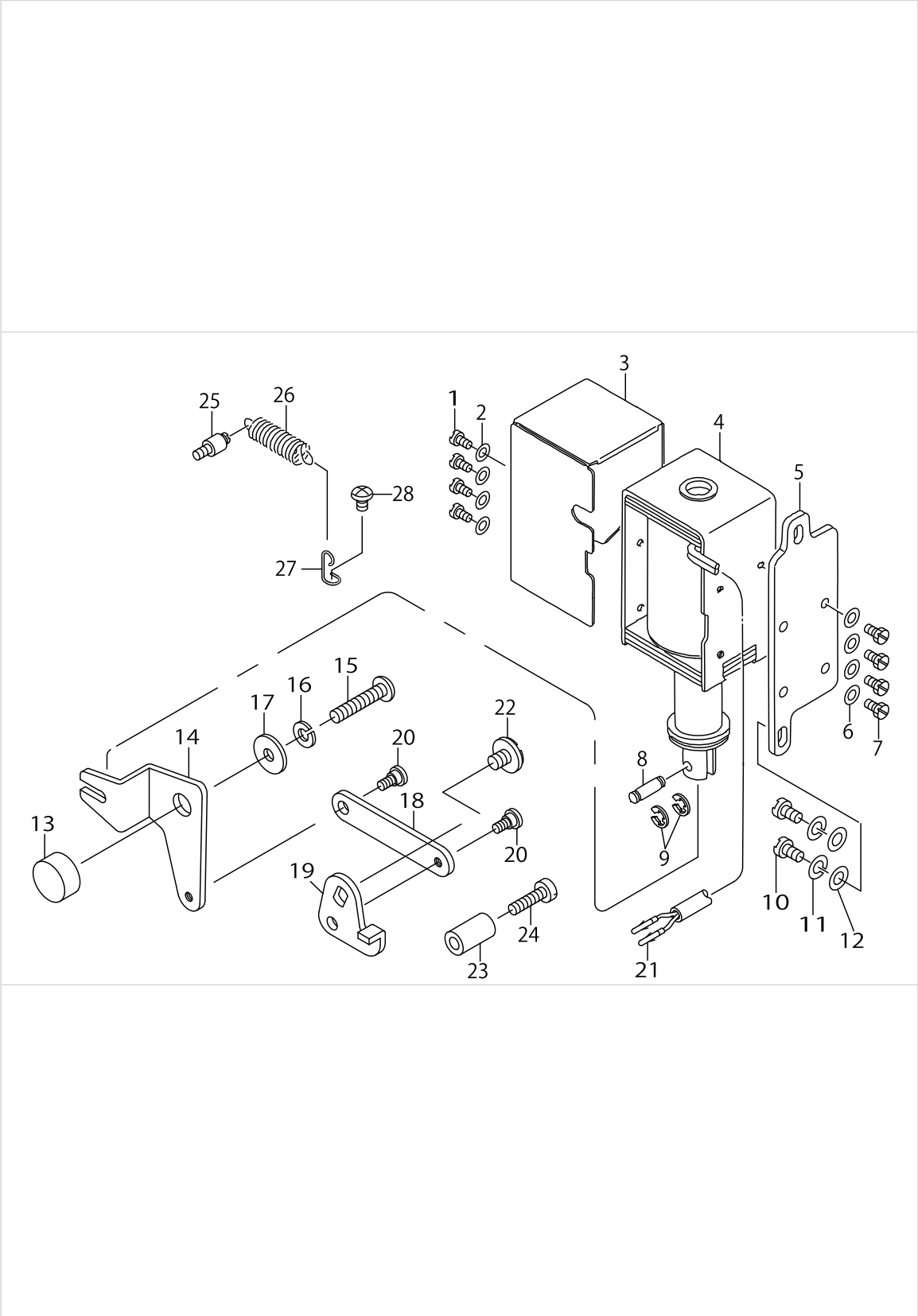
AUTOMATIC CHANGE-OVER DEVICE COMPONENTS (2)



AUTOMATIC CHANGE-OVER DEVICE COMPONENTS (2)

No.	Parts No.	Parts name	Remarks	Level	Cons	Qty
1	22796908	CASE				1
2	22796809	CASE FITTING PLATE				1
3	SS6120940SP	SCREW 3/16-28 L=9				2
4	22790455	OPERATION SWITCH CASE A ASM.	FOR LH-3162-4			1
5	22796759	OPERATION SWITCH CASE B ASM.	FOR LH-3162-7			1
6	22796700	OPERATION SWITCH CASE		*		1
7	22792758	OPERATION SWITCH PCB A ASM.	FOR LH-3162-4	*		1
8	22797559	OPERATION SWITCH PCB B ASM.	FOR LH-3162-7	*		1
9	ST4030851SN	SCREW		*		3
10	SL4030681SC	SCREW M3 L=6		*		1

AUTOMATIC REVERSE FEED MECHANISM COMPONENTS



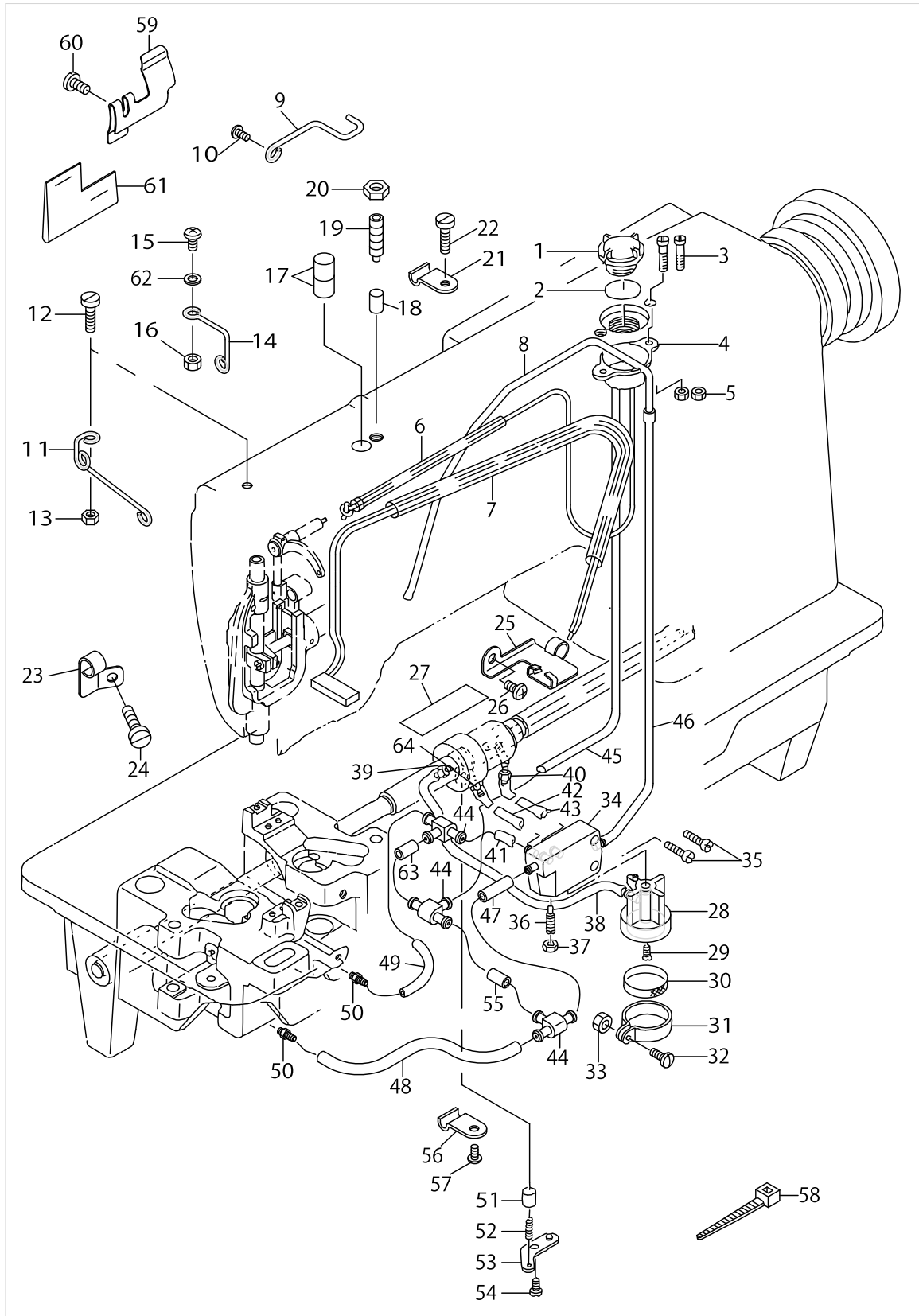
AUTOMATIC REVERSE FEED MECHANISM COMPONENTS

No.	Parts No.	Parts name	Remarks	Level	Cons	Qty
1	SS7110710SP	SCREW 11/64-40 L=7				4
2	WP0501016SD	WASHER 5X10.5X1				4
3	10161305	SOLENOID COVER				1
4	10119105	REVERSE FEED SOLENOID, AC24V				1
5	10119204	SOLENOID INSTALLING PLATE				1
6	WP0501016SD	WASHER 5X10.5X1				4
7	SS9111010SP	SCREW 11/64-40 L=9.5				4
8	D2464555B00	LINK DRIVING MAGNET PIN				1
9	RE0400000K0	E-RING 4				2
10	SS7151210SP	SCREW 15/64-28 L=12				2
11	WS0631510KP	SPRING WASHER				2
12	WP0621016SD	WASHER 6.2X13X1				2
13	22656409	LINK FULCULUM				1
14	22656300	REVERSE FEED LINK, L				1
15	SS4153015SP	PAN-SCREW 15/64-28 L=30				1
16	WS0610002KP	SPRING WASHER				1
17	WP0612056SD	WASHER 6.1X18.5X2				1
18	22656201	REVERSE FEED LINK, (2)				1
19	22656102	REVERSE FEED LINK, (1)				1
20	SD0640321SP	HINGE SCREW D= 6.35 H= 3.2				2
21	HK03464000B	PIN CONTACT	FOR LH-3162-7			2
22	SS7120760SP	SCREW 3/16-28 L= 7.0	FOR -WB,-0B			1
23	11100500	REVERSE FEED LEVER STOPPER	FOR -WB,-0B			1
24	SS6121840SP	SCREW 3/16-28 L=18	FOR -WB,-0B			1
25	B1506352000	TENSION SPRING RACK B				1
26	13515606	SPRING				1
27	22656003	SPRING SUSPENSION	SELECTIVE PART			1
28	SS4120615SP	SCREW 3/16-28 L=6				1

WIPER MECHANISM COMPONENTS

No.	Parts No.	Parts name	Remarks	Level	Cons	Qty
1	22657159	WIPER SOLENOID ASM.				1
2	11072709	WIPER COVER		*		1
3	SM4030601SN	SCREW M3 X 6		*		1
4	WP0320501SC	WASHER M3		*		1
5	SD0650321TP	HINGE SCREW D=6.5 H=3.2		*		1
6	22657209	WIPER LINK, A		*		1
7	B2024771000	SUSPENSION SCREW		*		1
8	11110707	WIPER HINGE SCREW COLLAR		*		1
9	22657308	WIPER SPRING		*		1
10	NS6110310SP	NUT 11/64-40		*		1
11	11110400	WIPER RUBBER A		*		1
12	11110509	WIPER RUBBER B		*		1
13	11110301	WIPER SOLENOID		*		1
14	11111705	WIPER SOLENOID PIN		*		1
15	HA000590000	POWER SWITCH		*		1
16	HW200390000	ELECTRIC WIRE		*		0.04
17	HW500070000	2-CORE CABTYRE CORD		*		1.4
18	22657100	WIPER SOLENOID BASE		*		1
19	WS0310002KN	SPRING WASHER M3		*		3
20	SM4030601SN	SCREW M3 X 6		*		3
21	11111804	WIPER LINK COLLAR		*		1
22	CS0300711SP	THRUST COLLAR		*		1
23	SS6080320SP	SCREW 1/8-44 L= 2.5		*		2
24	HK03464000B	PIN CONTACT	FOR LH-3162-7			2
25	SS4120615SP	SCREW 3/16-28 L=6				2
26	NS6090310SP	NUT 9/64-40				1
27	SD0500301SP	HINGE SCREW D= 5 H= 3				1
28	22657050	WIPER LINK ASM., 2				1
29	10208551	WIPER BASE ASM.				1
30	SS9111010SP	SCREW 11/64-40 L=9.5				2
31	RE0320000K0	E-RING 3.2				2
32	10208700	WIPER LINK SHAFT				1
33	SS3090520SP	SCREW 9/64-40 L=4.5				2
34	WP0371016SD	WASHER 3.7X8X1				2
35	10209203	WIPER 3/32"-3/8	SELECTIVE PART			1
36	10209500	WIPER	SELECTIVE PART			1
37	10209807	WIPER	SELECTIVE PART			1
38	10209906	WIPER	SELECTIVE PART			1

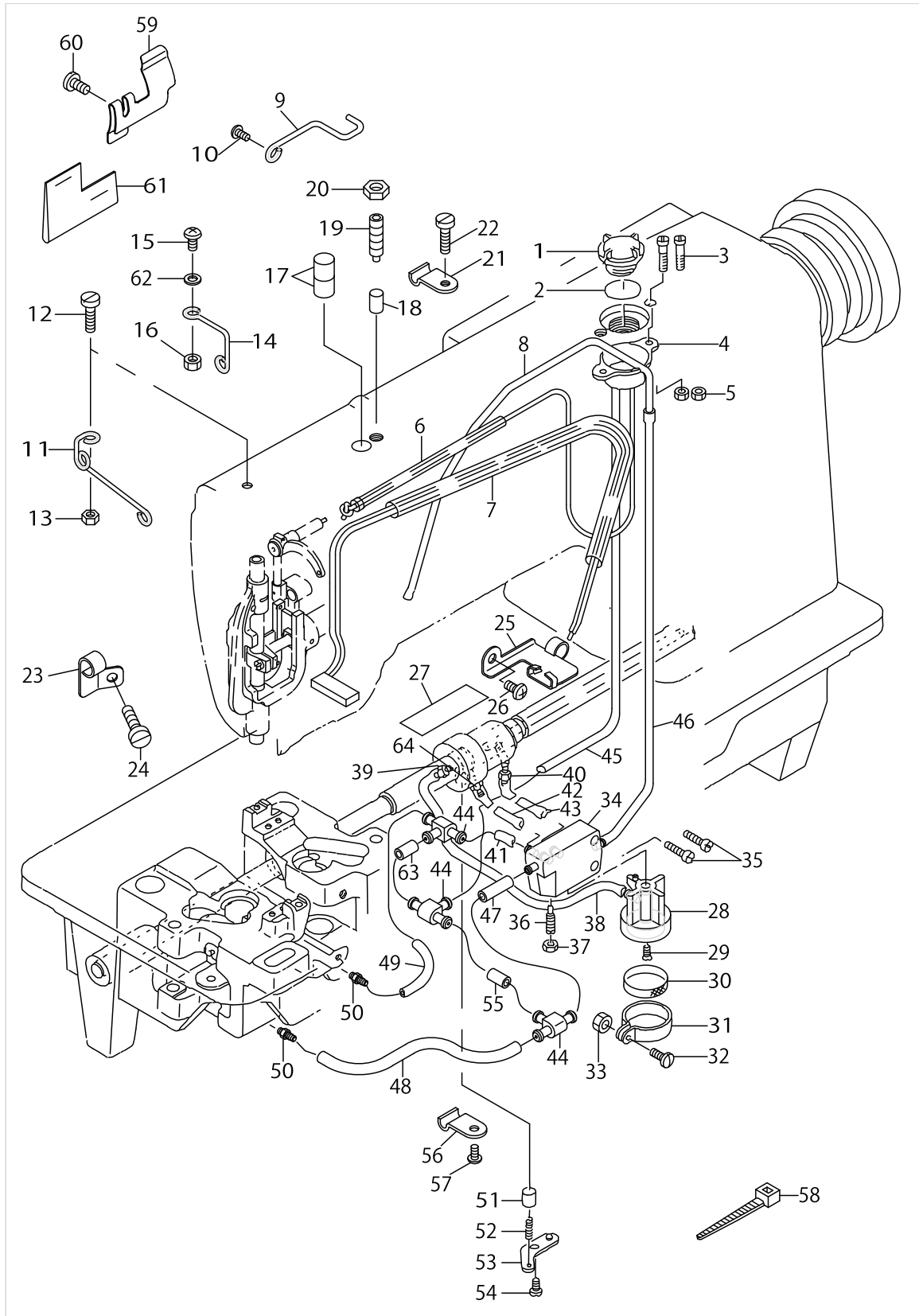
LUBRICATION COMPONENTS



LUBRICATION COMPONENTS

No.	Parts No.	Parts name	Remarks	Level	Cons	Qty
1	B3530555000	OIL SIGHT WINDOW				1
2	RO195240100	RUBBER RING				1
3	SS4111815SP	SCREW 11/64 L=18				2
4	10216703	OIL TANK				1
5	NS6110310SN	NUT 11/64-40				2
6	22620355	OIL PIPE ASM.				1
7	22620454	FELT ASM.				1
8	22620702	OIL TUBE				1
9	22620108	PIPE HOLDER, B				1
10	SS4110715SP	SCREW 11/64-40 L=7				1
11	22619209	OIL WICK GUIDE				1
12	SS6121610SP	SCREW 3/16-28 L=15.5				1
13	NS6120310SP	NUT 3/16-28				1
14	22620504	OIL WICK HOLDER				1
15	SS4111215SP	SCREW 11/64-40 L=12				1
16	NS6110420SP	NUT 11/64-40				1
17	B3517009000	OIL FELT REAR				2
18	22619415	OIL ADJUSTING SHAFT				1
19	SS8701782TP	SCREW 5/16-24 L=17.0				1
20	NS6700420SP	NUT 5/16-24				1
21	22620801	PIPE HOLDER				1
22	SS6111610SP	SCREW 11/64-40 L=16				1
23	22619902	PIPE HOLDER				1
24	SS4110615SP	SCREW 11/64-40 L=6				1
25	22619803	VILENE HOLDER				1
26	SS4110715SP	SCREW 11/64-40 L=7				1
27	22619605	VILENE				1
28	22619001	SUCTION				1
29	SS2110930SP	SCREW 11/64-40 L=8.7				1
30	B1851512000	FILTER SCREEN				1
31	B1850512000	BUSHING HOLDER				1
32	SS7090910SP	SCREW 9/64-40 L= 8.5				1
33	NS6090310SP	NUT 9/64-40				1
34	10623403	BASE				1
35	SS6111610SP	SCREW 11/64-40 L=16				2
36	B1834512000A	OIL ADJUSTING SCREW				1
37	NS6110310SP	NUT 11/64-40				1
38	23630007	TUBE				0.12
39	SQ1150451MZ	CONNECTING SCREW				1
40	SQ1110401MZ	CONNECTING SCREW				1
41	23630007	TUBE				0.02
42	23630007	TUBE				0.08
43	23630007	TUBE				0.09
44	13765607	OIL CONNEC. ARM				3
45	23630007	TUBE				0.51
46	23630007	TUBE				0.4
47	23630007	TUBE				0.05

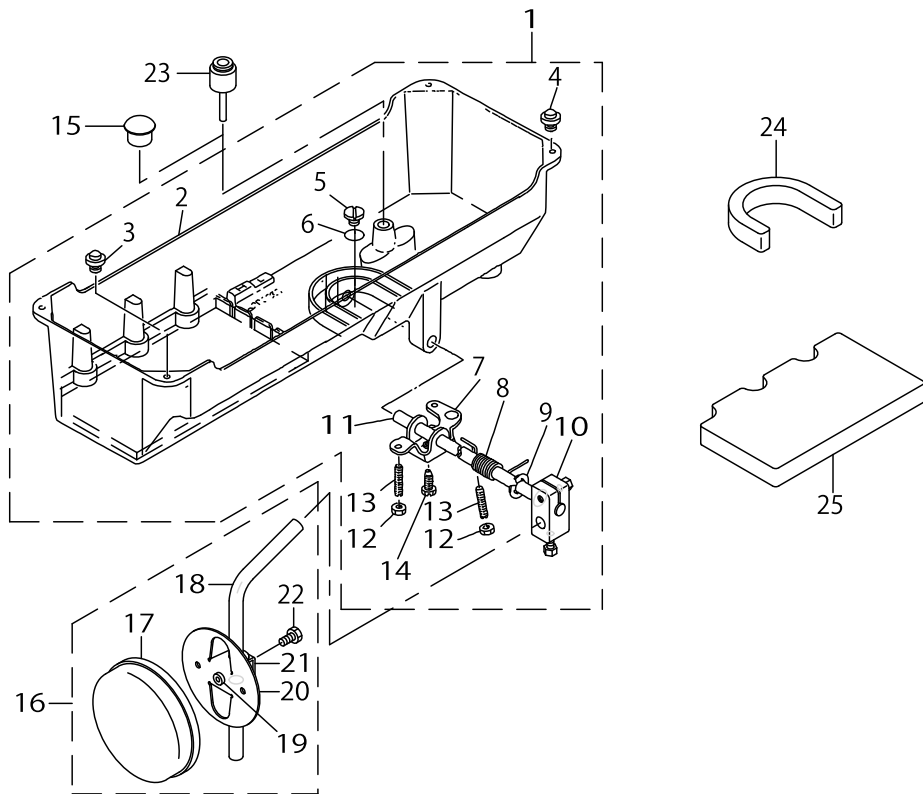
LUBRICATION COMPONENTS



LUBRICATION COMPONENTS

No.	Parts No.	Parts name	Remarks	Level	Cons	Qty
48	23630007	TUBE				0.21
49	23630007	TUBE				0.15
50	SQ1110401MZ	CONNECTING SCREW				2
51	B3534155000	PLUNGER				1
52	B1214038000	PLUNGER SPRING				1
53	B3524552000	PLUNGER THRUST PLATE				1
54	SS4110815SP	SCREW 11/64-40 L=8				1
55	23630007	TUBE				0.01
56	B3538112000	OIL RETURN TUBE HOLDER				1
57	SS4110815SP	SCREW 11/64-40 L=8				1
58	EA9500B0100	CABLE BAND				1
59	23204803	LUBRICATING GUIDE				1
60	SS7090610SP	SCREW 9/64-40 L=6				1
61	22686455	NEEDLE BAR				1
62	B3534012000	GASKET				1
63	23630007	TUBE				0.01
64	22619704	OILING JOINT				1

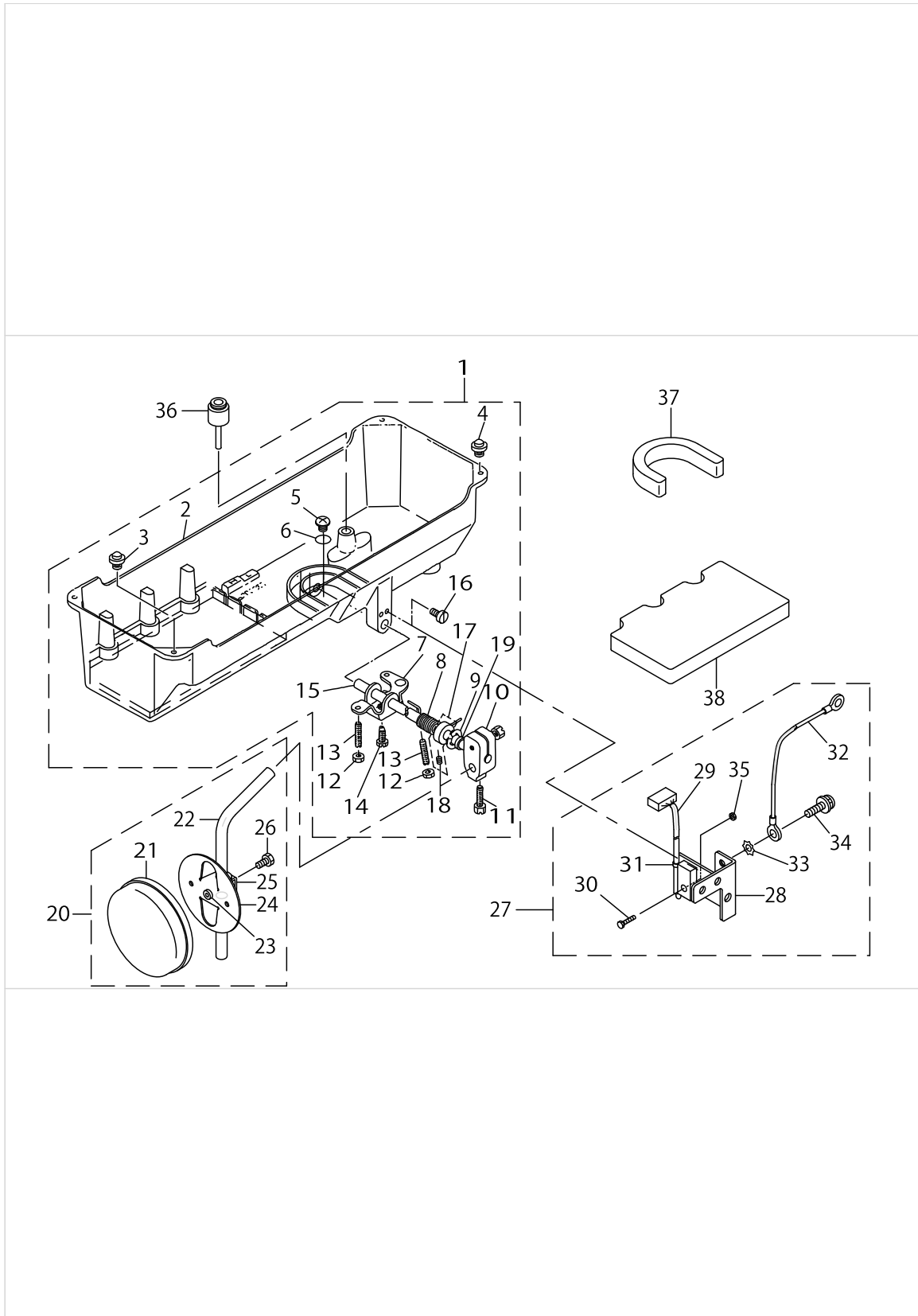
OIL RESERVOIR & KNEE LIFTER COMPONENTS (WITH AK DEVICE)



OIL RESERVOIR & KNEE LIFTER COMPONENTS (WITH AK DEVICE)

No.	Parts No.	Parts name	Remarks	Level	Cons	Qty
1	10162253	OIL RESERVOIR ASM.				1
2	10162204	OIL RESERVOIR		*		1
3	10162600	RUBBER CUSHION		*		2
4	11047107	RUBBER CUSHION		*		2
5	SM0081001SD	SCREW		*		1
6	RO098240100	RUBBER RING		*		1
7	11024015	CONNECTING ROT, VERTICAL		*		1
8	11024106	SPRING		*		1
9	RE1000000K0	E-RING 10		*		1
10	22932453	BRACKET ASM.		*		1
11	11024205	KNEE PRESS ROD		*		1
12	NM6060001SE	NUT M6		*		2
13	SM8063012TR	SCREW M6 L=30		*		2
14	SM9061853SR	SCREW M6 L=17.5		*		1
15	GAK33070000	OIL DRAIN CAP				1
16	22934251	KNEE PAD PLATE ASM.	FOR THE DESTINATION			1
17	22934509	KNEE PAD PLATE COVER		*		1
18	22934608	KNEE PAD UPRIGHT SHAFT		*		1
19	22934400	KNEE PAD PLATE RUBBER		*		1
20	22934202	KNEE PAD PLATE		*		1
21	22934301	KNEE PAD PLATE SUPPORT		*		1
22	SM9061203SE	SCREW M6 L=12		*		1
23	11024304	KNEE PRESS LIFTER ROD	FOR THE DESTINATION			1
24	22622005	OIL RESERVOIR SPACER, A				1
25	22622104	OIL RESERVOIR SPACER, B				1

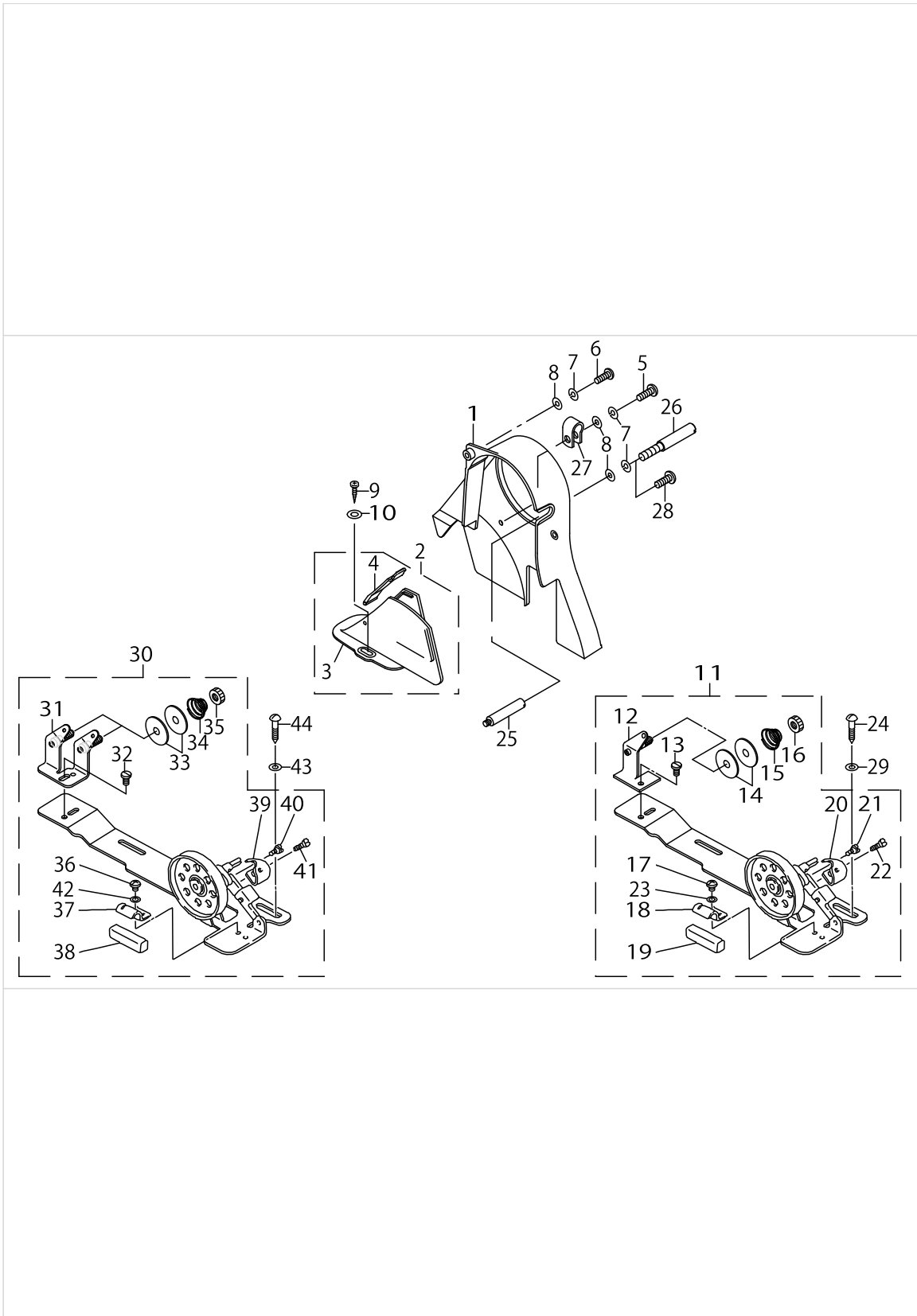
OIL RESERVOIR & KNEE LIFTER COMPONENTS (WITHOUT AK DEVICE,-7 ONLY)



OIL RESERVOIR & KNEE LIFTER COMPONENTS (WITHOUT AK DEVICE,-7 ONLY)

No.	Parts No.	Parts name	Remarks	Level	Cons	Qty
1	22796254	OIL RESERVOIR ASM.				1
2	22796205	OIL RESERVOIR		*		1
3	10162600	RUBBER CUSHION		*		2
4	11047107	RUBBER CUSHION		*		2
5	SM0081001SD	SCREW		*		1
6	RO098240100	RUBBER RING		*		1
7	11024015	CONNECTING ROT, VERTICAL		*		1
8	11024106	SPRING		*		1
9	RE1000000K0	E-RING 10		*		1
10	11024510	BRACKET		*		1
11	SM9062053SR	SCREW M6 L=20		*		2
12	NM6060001SE	NUT M6		*		2
13	SM8063012TR	SCREW M6 L=30		*		2
14	SM9061853SR	SCREW M6 L=17.5		*		1
15	11024205	KNEE PRESS ROD		*		1
16	SM6040800SP	SCREW		*		2
17	22798755	KNEE LIFTING RETRIEVAL BASE.		*		1
18	22798607	SENSING BASE WASHER		*		1
19	SM8060812TP	SCREW M6 L=8		*		1
20	22934251	KNEE PAD PLATE ASM.				1
21	22934509	KNEE PAD PLATE COVER		*		1
22	22934608	KNEE PAD UPRIGHT SHAFT		*		1
23	22934400	KNEE PAD PLATE RUBBER		*		1
24	22934202	KNEE PAD PLATE		*		1
25	22934301	KNEE PAD PLATE SUPPORT		*		1
26	SM9061203SE	SCREW M6 L=12		*		1
27	22796155	SENSOR PLATE ASM.				1
28	22796106	SENSOR PLATE		*		1
29	22798151	SENSOR ASM.		*		1
30	10621803	MOUNTING SCREW		*		1
31	EA9500B0000	CLIP CV-70S		*		1
32	22798359	GROUND WIRE ASM.		*		1
33	WT0430002KN	WASHER M4		*		1
34	SL4040891SC	SCREW M4 L=8		*		1
35	NM6020001SC	NUT M2		*		1
36	11024304	KNEE PRESS LIFTER ROD				1
37	22622005	OIL RESERVOIR SPACER, A				1
38	22622104	OIL RESERVOIR SPACER, B				1

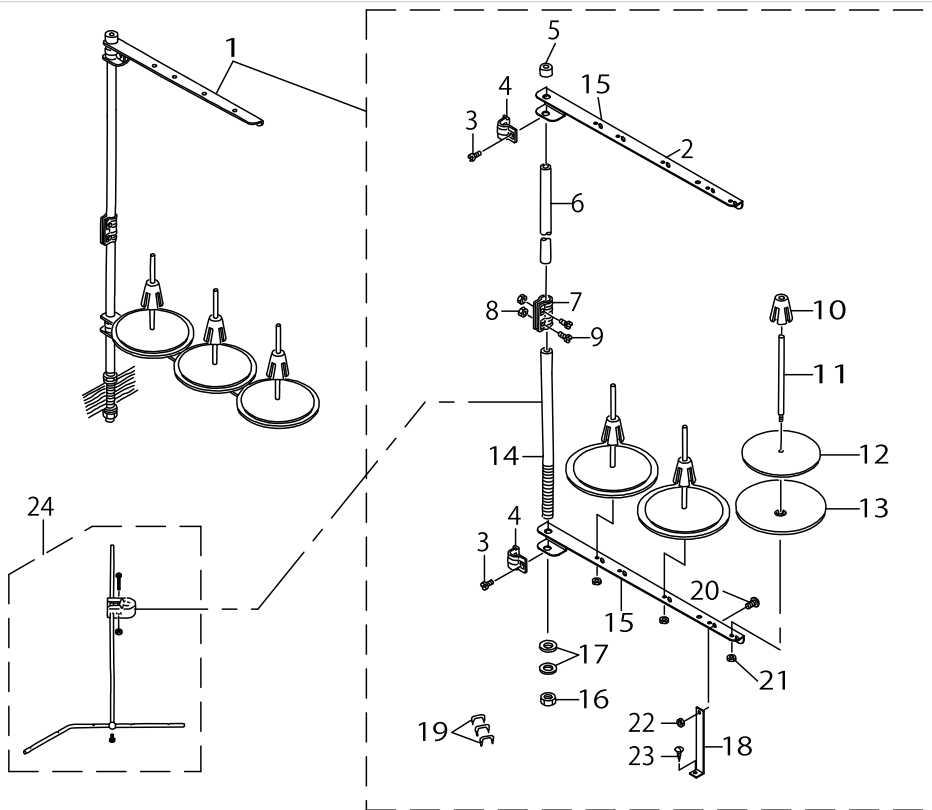
BELT COVER & BOBBIN WINDER COMPONENTS



BELT COVER & BOBBIN WINDER COMPONENTS

No.	Parts No.	Parts name	Remarks	Level	Cons	Qty
1	22603401	BELT COVER A ASM.				1
2	11076858	BELT COVER B ASM.				1
3	11076809	BELT COVER B		*		1
4	11076957	BELT COVER B CAP ASM.		*		1
5	SS4111215SP	SCREW 11/64-40 L=12				1
6	SS6121610SP	SCREW 3/16-28 L=15.5				1
7	WS0451040KP	SPRING WASHER 4.5X8.5X1				3
8	WP0501016SD	WASHER 5X10.5X1				3
9	SK3412000SC	WOOD SCREW D=4.1 L=20				2
10	WP0501016SC	WASHER 5X10.5X1				2
11	11077567	BOBBIN WINDER COMPL.				1
12	11078250	THREAD TENSION BRACKET ASM.		*		1
13	SS7110840SP	SCREW 11/64-40 L=7.8		*		1
14	B3126012000	THREAD TENSION DISK		*		2
15	B3129012B00	THREAD TENSION SPRING		*		1
16	B3125012000	THREAD TENSION NUT		*		1
17	SS4110515SP	SCREW 11/64-40 L=5		*		1
18	11078102	PRESSER PLATE		*		1
19	B3211555000	RUBBER BRAKE		*		1
20	11078003	POSITIONING FINGER		*		1
21	SD0490261SP	HINGE SCREW D=4.9 H=2.6		*		1
22	SS7081310SP	SCREW 1/8-44 L=12.5		*		1
23	WP0480856SP	WASHER 4.8X8.4X0.8		*		1
24	SK3482500SC	WOOD SCREW D=4.8 L=25				2
25	B8233555000	BELT COVER SUPPORT STUD				2
26	22790505	SENSOR SUPPORT SHAFT B				1
27	D2120555C00	CORD PRESSER (120V)				1
28	SS4111215SP	SCREW 11/64-40 L=12				1
29	WP0501016SC	WASHER 5X10.5X1				2
30	22621155	THREAD WINDER ASM.	FOR JE			1
31	22621056	TENSION BAR BASE		*		1
32	SS7110840SP	SCREW 11/64-40 L=7.8		*		1
33	B3126012000	THREAD TENSION DISK		*		4
34	B3129012B00	THREAD TENSION SPRING		*		2
35	B3125012000	THREAD TENSION NUT		*		2
36	SS4110515SP	SCREW 11/64-40 L=5		*		1
37	11078102	PRESSER PLATE		*		1
38	B3211555000	RUBBER BRAKE		*		1
39	22621106	BOBBIN PRESSER		*		1
40	SD0490261SP	HINGE SCREW D=4.9 H=2.6		*		1
41	SS7081310SP	SCREW 1/8-44 L=12.5		*		1
42	WP0480856SP	WASHER 4.8X8.4X0.8		*		1
43	WP0501016SC	WASHER 5X10.5X1				2
44	SK3482500SC	WOOD SCREW D=4.8 L=25				2

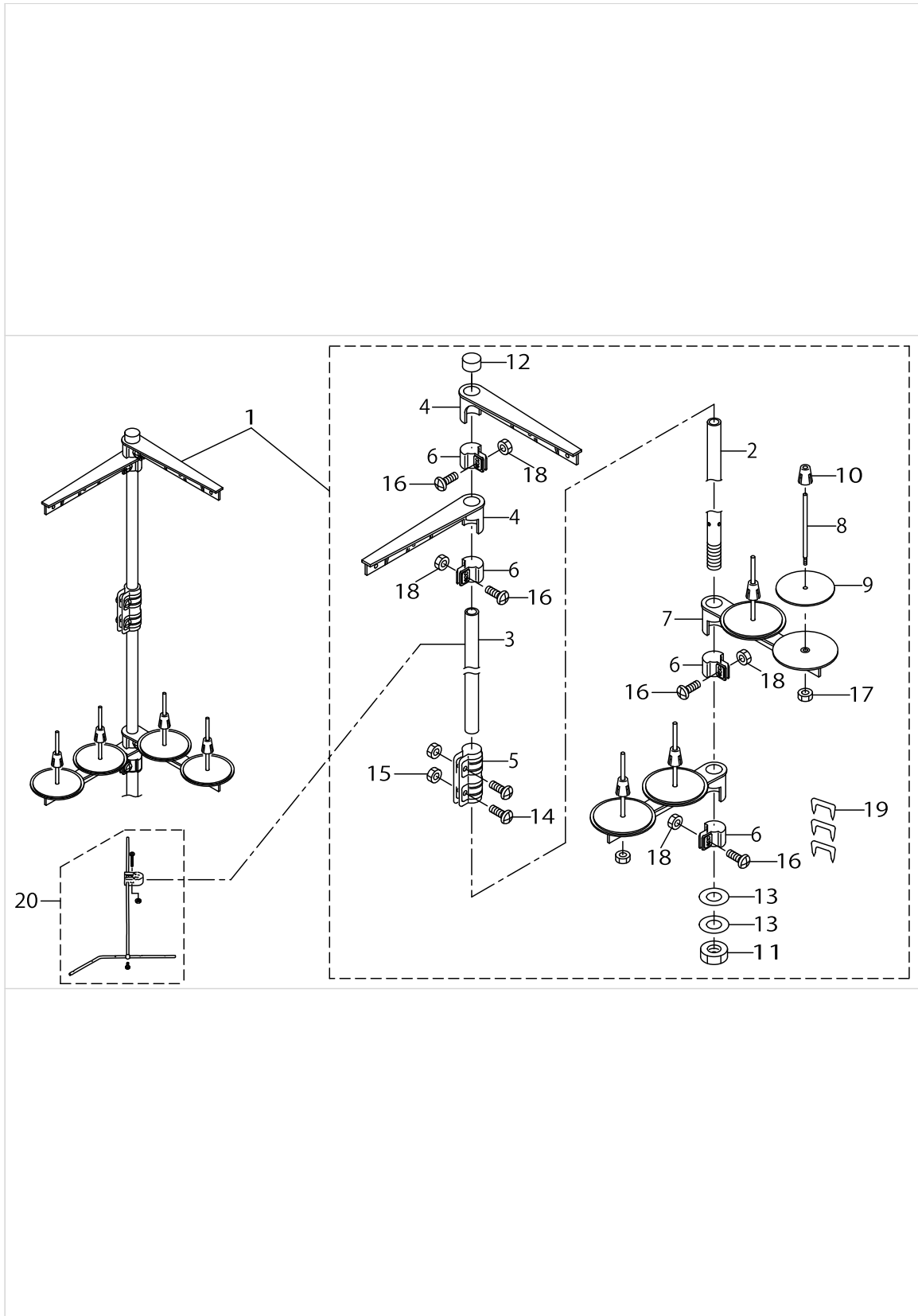
THREAD STAND COMPONENTS (1)



THREAD STAND COMPONENTS (1)

No.	Parts No.	Parts name	Remarks	Level	Cons	Qty
1	D3301772TAB	THREAD STAND ASM.				1
2	B3319704L00	THREAD GUIDE		*		3
3	SM6061610SC	SCREW M6 L=16		*		2
4	B3318704L00A	THREAD GUIDE ARM JOINT		*		2
5	B3311704000	SPOOL REST ROD CAP		*		1
6	11185204	SPOOL REST ROD,UPPER		*		1
7	B3305704000A	SPOOL REST ROD JOINT		*		1
8	NM6050001SE	NUT M5		*		2
9	SM4051405SE	SCREW M5 L=14		*		2
10	11185501	SPOOL RETAINER		*		3
11	B3320704L00A	SPOOL PIN		*		3
12	B3311012000	SPOOL REST CUSHION		*		3
13	11966504	SPOOL REST		*		3
14	11185105	SPOOL REST ROD,LOWER		*		1
15	11969508	SPOOL REST ARM A		*		2
16	B3317704000	NUT		*		1
17	WP1612616SE	WASHER 16X30X2.6		*		2
18	B3321704L00	SPOOL REST ARM SUPPORT, A		*		1
19	MAO11532000	CORD STAPLE		*		3
20	SM4061201SE	SCREW M6 L=12		*		1
21	NM6050001SE	NUT M5		*		3
22	NM6060001SE	NUT M6		*		1
23	SK3382001SE	SCREW D=3.8 L=20		*		1
24	B33097040A0	THREAD GUIDE ARM ASM.	FOR TYPE, DESTINATION			1

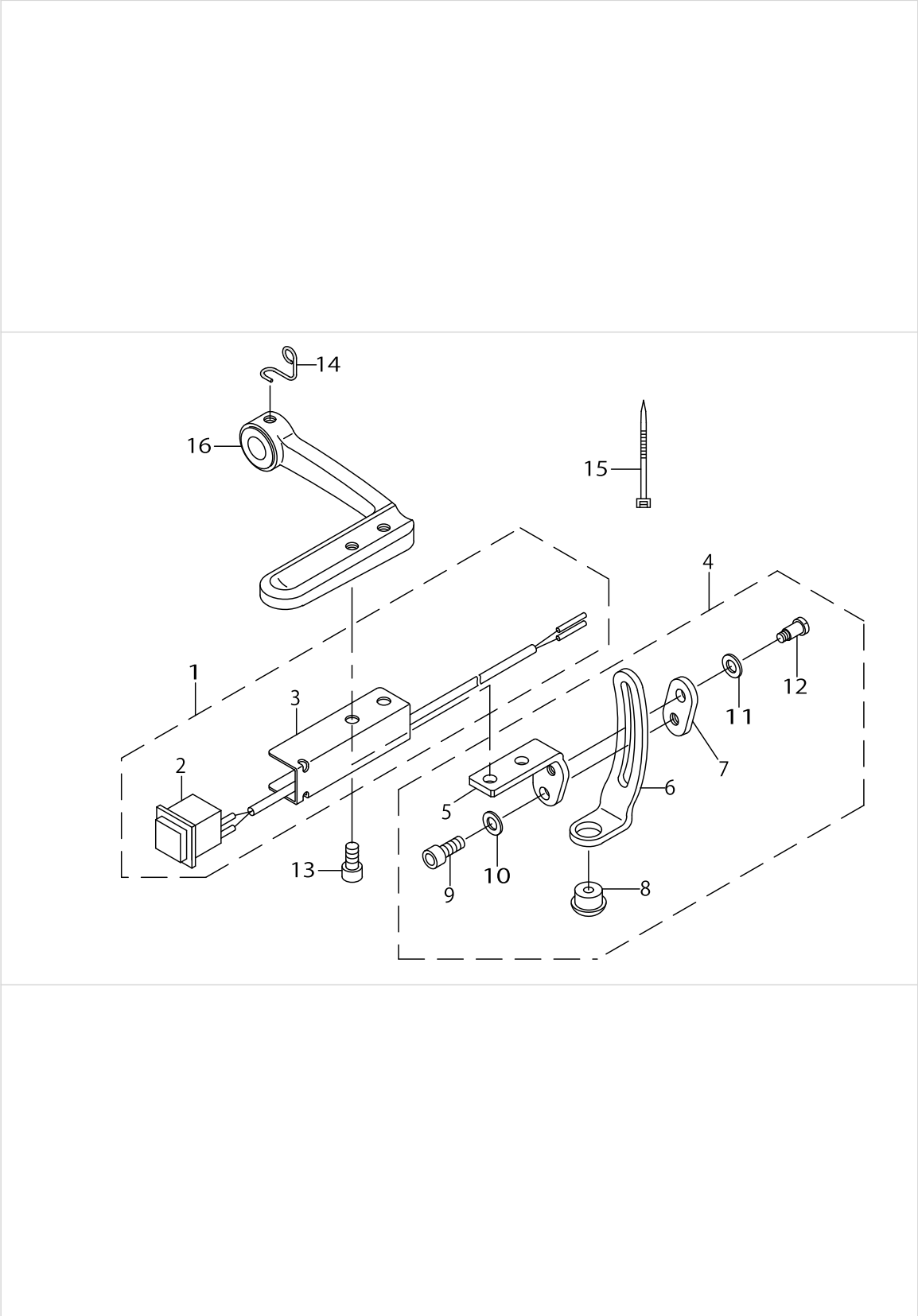
THREAD STAND COMPONENTS (2)



THREAD STAND COMPONENTS (2)

No.	Parts No.	Parts name	Remarks	Level	Cons	Qty
1	10162758	THREAD STANDING DEVICE ASM.	FOR JE			1
2	11185105	SPOOL REST ROD,LOWER		*		1
3	11185204	SPOOL REST ROD,UPPER		*		1
4	11185352	THREAD GUIDE ASM.		*		2
5	B3305704000A	SPOOL REST ROD JOINT		*		1
6	11185402	THREAD GUIDE ARM JOINT		*		4
7	11185006	SPOOL REST ARM		*		2
8	B3320704L00A	SPOOL PIN		*		4
9	B3311012000	SPOOL REST CUSHION		*		4
10	11185501	SPOOL RETAINER		*		4
11	B3317704000	NUT		*		1
12	B3311704000	SPOOL REST ROD CAP		*		1
13	WP1612616SE	WASHER 16X30X2.6		*		2
14	SM4051405SE	SCREW M5 L=14		*		2
15	NM6050001SE	NUT M5		*		2
16	SM4051405SE	SCREW M5 L=14		*		4
17	NM6050001SE	NUT M5		*		4
18	NM6050001SE	NUT M5		*		4
19	MAO11532000	CORD STAPLE		*		3
20	B33097040A0	THREAD GUIDE ARM ASM.	FOR TYPE, DESTINATION			1

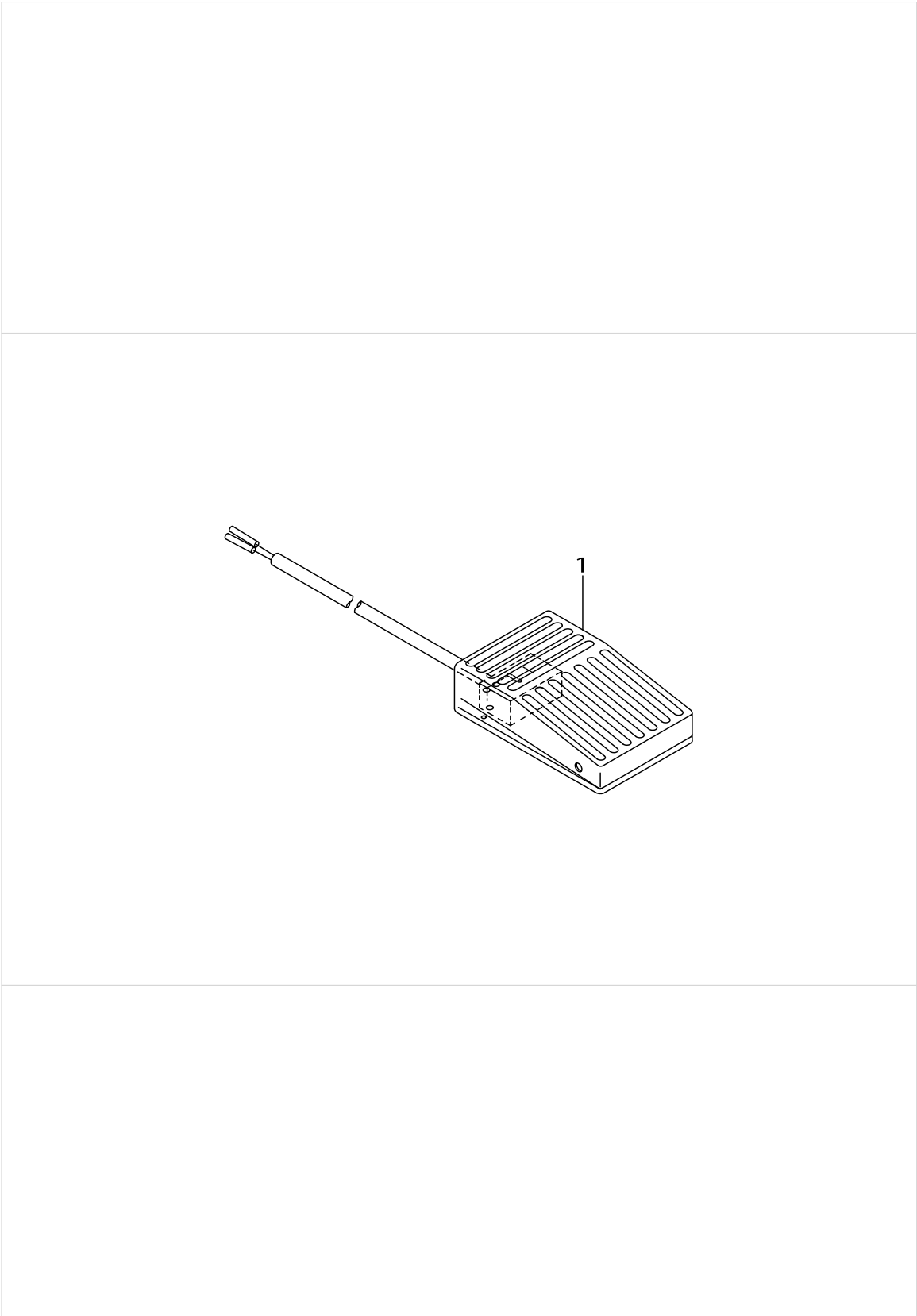
REVERSE FEED CONTROL LEVER COMPENSATION SWITCH SET (OPTION) FOR LH-3162-7



REVERSE FEED CONTROL LEVER COMPENSATION SWITCH SET (OPTION) FOR LH-3162-7

No.	Parts No.	Parts name	Remarks	Level	Cons	Qty
1	22798458	COMPENSATION SWITCH ASM.				1
2	22798250	SWITCH ASM.		*		1
3	22797104	SWITCH FITTING PLATE		*		1
4	22797252	LEVER STOPPER ASM.				1
5	22797302	STOPPER FITTING PLATE		*		1
6	22797203	LEVER STOPPER		*		1
7	22797401	STOPPER FIXING PLATE		*		1
8	TA1100604R0	PLUG		*		1
9	SM6051002TP	SCREW M5X0.8 L=10		*		1
10	WP0520656SA	WASHER 5.2X9.5X0.6		*		1
11	WP0531000SE	WASHER		*		1
12	SD0500721SP	HINGE SCREW D= 5 H= 7.2		*		1
13	SM6051202TP	SCREW M5X0.8 L=12				2
14	22798508	SPRING SUSPENSION				1
15	EA9500B0100	CABLE BAND				2
16	22797005	REVERSE FEED CONTROL LEVER B				1

FOOT SWITCH ASM. (OPTION)

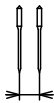
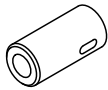
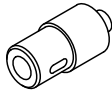


FOOT SWITCH ASM. (OPTION)

No.	Parts No.	Parts name	Remarks	Level	Cons	Qty
1	22798052	FOOT SWITCH ASM.				1

TABLE OF EXCHANGING GAUGE PARTS (1)

下軸メタル

Needle gauge size 針 幅			Front Metal 前 メタル		Inner Metal 中 メタル	
Code コート						
	inch	mm	Ref.No.	Part No.	Ref.No.	Part No.
B S N	1/8	3.2	1	B1802-512-0A0-A	3	B1803-515-0A0
	3/4	19.1				
Q	1	25.4	2	B1802-512-0AB	4	101-12357

ワイパー

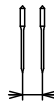

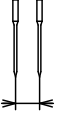
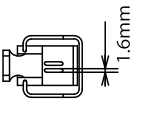
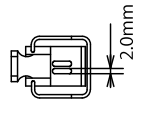
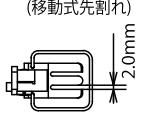
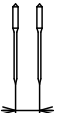
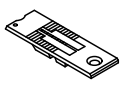
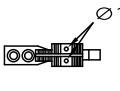
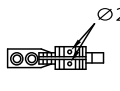
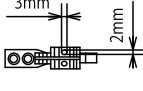
Needle gauge size 針 幅			Wiper ワイパー	
Code コート				
	inch	mm	Ref.No.	Part No.
B S K	2/8	3.2	5	102-09203
	3/8	9.5		
L S M	1/2	12.7	6	102-09500
	5/8	15.9		
N	3/4	19.1	7	102-09807
Q	1	25.4	8	102-09906

TABLE OF EXCHANGING GAUGE PARTS (1)

No.	Parts No.	Parts name	Remarks	Level	Cons	Qty
1	B18025120A0A	BUSHING ASM., FRONT				1
2	B18025120AB	BUSHING ASM., FRONT				1
3	B18035150A0	BUSHING ASM., INTERMEDIATE				1
4	10112357	BUSHING ASM. INTERMEDIATE				1
5	10209203	WIPER 3/32"-3/8				1
6	10209500	WIPER				1
7	10209807	WIPER				1
8	10209906	WIPER				1

TABLE OF EXCHANGING GAUGE PARTS (2)

Needle gauge size 針 幅			Presser Foot asm. 押 さ え(組)					
Code コート								
	inch	mm	Ref.No.	Part No.	Ref.No.	Part No.	Ref.No.	Part No.
B	1/8	3.2	1	226-37656				
C	5/32	4.0	2	226-37755	13	101-52650		
D	3/16	4.8	3	226-37854	14	101-52759	24	226-40353
E	7/32	5.6	4	226-37953	15	101-52858	25	226-40452
F	1/4	6.4	5	226-38050	16	101-52957	26	226-40551
G	9/32	7.1	6	226-38258	17	101-53054	27	226-40759
H	5/16	7.9	7	226-38357	18	101-53153	28	226-40858
K	3/8	9.5	8	226-38456	19	101-53252	29	226-40957
L	1/2	12.7	9	226-38753	20	101-53450	30	226-41252
M	5/8	15.9	10	226-38852	21	101-53559	31	226-41351
N	3/4	19.1	11	226-38951	22	101-53658	32	226-41450
Q	1	25.4	12	226-39256	23	101-53856	33	226-41757
Stitch spec. 縫 仕 様	S				★		☆	
	A		★					
	G				☆		★	

Needle gauge size 針 幅			Throat plate (with Thread Trimmer) 針板(糸切付)		Feed dog(with Thread Trimmer) 送 り 歯(糸切付)					
Code コート										
	inch	mm	Ref.No.	Part No.	Ref.No.	Part No.	Ref.No.	Part No.	Ref.No.	Part No.
B	1/8	3.2	34	226-60203	46	226-65103				
C	5/32	4.0	35	226-60302	47	226-65202	58	102-37907		
D	3/16	4.8	36	226-60401	48	226-65301	59	102-38004	69	102-39101
E	7/32	5.6	37	226-60500	49	226-65400	60	102-38103	70	102-39200
F	1/4	6.4	38	226-60609	50	226-65509	61	102-38202	71	102-39309
G	9/32	7.1	39	226-60708	51	226-65707	62	102-38301	72	102-39408
H	5/16	7.9	40	226-60807	52	226-65806	63	102-38400	73	102-39507
K	3/8	9.5	41	226-60906	53	226-65905	64	102-38509	74	102-39606
L	1/2	12.7	42	226-61102	54	226-66200	65	102-38707	75	102-39804
M	5/8	15.9	43	226-61201	55	226-66309	66	102-38806	76	102-39903
N	3/4	19.1	44	226-61300	56	226-66408	67	102-38905	77	101-71106
Q	1	25.4	45	226-61508	57	226-66705	68	102-39002	78	101-71304
Stitch spec. 縫 仕 様	S		Spec. common 仕様共通				★			
	A				★					
	G								★	

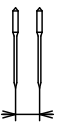
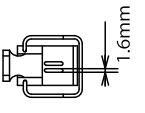
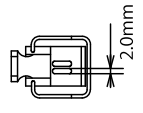
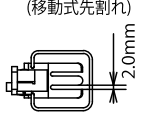
★ Standard spec.
☆ Substandard spec.
* Special order

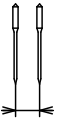
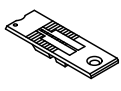
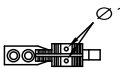
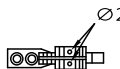
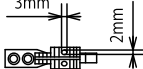
標準仕様
準標準仕様
特別注文

TABLE OF EXCHANGING GAUGE PARTS (2)

No.	Parts No.	Parts name	Remarks	Level	Cons	Qty
1	22637656	PRESSER FOOT ASM.				1
2	22637755	PRESSER FOOT ASM.				1
3	22637854	PRESSER FOOT ASM.				1
4	22637953	PRESSER FOOT ASM.				1
5	22638050	PRESSER FOOT ASM.				1
6	22638258	PRESSER FOOT ASM.				1
7	22638357	PRESSER FOOT ASM.				1
8	22638456	PRESSER FOOT ASM.				1
9	22638753	PRESSER FOOT ASM.				1
10	22638852	PRESSER FOOT ASM.				1
11	22638951	PRESSER FOOT ASM.				1
12	22639256	PRESSER FOOT ASM.				1
13	10152650	PRESSER FOOT ASM. 5/32				1
14	10152759	PRESSER FOOT ASM. 3/16				1
15	10152858	PRESSER FOOT ASM. 7/32				1
16	10152957	PRESSER FOOT ASM. 1/4				1
17	10153054	PRESSER FOOT ASM. 9/32				1
18	10153153	PRESSER FOOT ASM. 5/16				1
19	10153252	PRESSER FOOT ASM. 3/8				1
20	10153450	PRESSER FOOT ASM. 1/2				1
21	10153559	PRESSER FOOT ASM. 5/8				1
22	10153658	PRESSER FOOT ASM. 3/4				1
23	10153856	PRESSER FOOT ASM. 1				1
24	22640353	PRESSER FOOT ASM.				1
25	22640452	PRESSER FOOT ASM.				1
26	22640551	PRESSER FOOT ASM.				1
27	22640759	PRESSER FOOT ASM.				1
28	22640858	PRESSER FOOT ASM.				1
29	22640957	PRESSER FOOT ASM.				1
30	22641252	PRESSER FOOT ASM.				1
31	22641351	PRESSER FOOT ASM.				1
32	22641450	PRESSER FOOT ASM.				1
33	22641757	PRESSER FOOT ASM.				1
34	22660203	THROAT PLATE 1/8				1
35	22660302	THROAT PLATE 5/32				1
36	22660401	THROAT PLATE 3/16				1
37	22660500	THROAT PLATE 7/32				1
38	22660609	THROAT PLATE 1/4				1
39	22660708	THROAT PLATE 9/32				1
40	22660807	THROAT PLATE 5/16				1
41	22660906	THROAT PLATE 3/8				1
42	22661102	THROAT PLATE 1/2				1
43	22661201	THROAT PLATE 5/8				1
44	22661300	THROAT PLATE 3/4				1
45	22661508	THROAT PLATE 1				1
46	22665103	FEED DOG 1/8				1
47	22665202	FEED DOG				1

TABLE OF EXCHANGING GAUGE PARTS (2)

Needle gauge size 針 幅			Presser Foot asm. 押 さ え(組)					
Code コード								
	inch	mm	Ref.No.	Part No.	Ref.No.	Part No.	Ref.No.	Part No.
B	1/8	3.2	1	226-37656				
C	5/32	4.0	2	226-37755	13	101-52650		
D	3/16	4.8	3	226-37854	14	101-52759	24	226-40353
E	7/32	5.6	4	226-37953	15	101-52858	25	226-40452
F	1/4	6.4	5	226-38050	16	101-52957	26	226-40551
G	9/32	7.1	6	226-38258	17	101-53054	27	226-40759
H	5/16	7.9	7	226-38357	18	101-53153	28	226-40858
K	3/8	9.5	8	226-38456	19	101-53252	29	226-40957
L	1/2	12.7	9	226-38753	20	101-53450	30	226-41252
M	5/8	15.9	10	226-38852	21	101-53559	31	226-41351
N	3/4	19.1	11	226-38951	22	101-53658	32	226-41450
Q	1	25.4	12	226-39256	23	101-53856	33	226-41757
Stitch spec. 縫 仕 様	S				★		☆	
	A		★					
	G				☆		★	

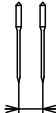
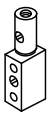
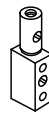
Needle gauge size 針 幅			Throat plate (with Thread Trimmer) 針板(糸切付)		Feed dog(with Thread Trimmer) 送 り 歯(糸切付)					
Code コード										
	inch	mm	Ref.No.	Part No.	Ref.No.	Part No.	Ref.No.	Part No.	Ref.No.	Part No.
B	1/8	3.2	34	226-60203	46	226-65103				
C	5/32	4.0	35	226-60302	47	226-65202	58	102-37907		
D	3/16	4.8	36	226-60401	48	226-65301	59	102-38004	69	102-39101
E	7/32	5.6	37	226-60500	49	226-65400	60	102-38103	70	102-39200
F	1/4	6.4	38	226-60609	50	226-65509	61	102-38202	71	102-39309
G	9/32	7.1	39	226-60708	51	226-65707	62	102-38301	72	102-39408
H	5/16	7.9	40	226-60807	52	226-65806	63	102-38400	73	102-39507
K	3/8	9.5	41	226-60906	53	226-65905	64	102-38509	74	102-39606
L	1/2	12.7	42	226-61102	54	226-66200	65	102-38707	75	102-39804
M	5/8	15.9	43	226-61201	55	226-66309	66	102-38806	76	102-39903
N	3/4	19.1	44	226-61300	56	226-66408	67	102-38905	77	101-71106
Q	1	25.4	45	226-61508	57	226-66705	68	102-39002	78	101-71304
Stitch spec. 縫 仕 様	S		Spec. common 仕様共通				★			
	A				★					
	G								★	

★ Standard spec. 標準仕様
 ☆ Substandard spec. 準標準仕様
 * Special order 特別注文

TABLE OF EXCHANGING GAUGE PARTS (2)

No.	Parts No.	Parts name	Remarks	Level	Cons	Qty
48	22665301	FEED DOG 3/16				1
49	22665400	FEED DOG				1
50	22665509	FEED DOG 1/4				1
51	22665707	FEED DOG				1
52	22665806	FEED DOG 5/16				1
53	22665905	FEED DOG				1
54	22666200	FEED DOG 1/2				1
55	22666309	FEED DOG 5/8				1
56	22666408	FEED DOG				1
57	22666705	FEED DOG				1
58	10237907	FEED DOG 5/32				1
59	10238004	FEED DOG 3/16				1
60	10238103	FEED DOG 7/32				1
61	10238202	FEED DOG 1/4				1
62	10238301	FEED DOG 9/32				1
63	10238400	FEED DOG 5/16				1
64	10238509	FEED DOG 3/8				1
65	10238707	FEED DOG 1/2				1
66	10238806	FEED DOG				1
67	10238905	FEED DOG 3/4				1
68	10239002	FEED DOG 1				1
69	10239101	FEED DOG 3/16				1
70	10239200	FEED DOG 7/32				1
71	10239309	FEED DOG 1/4				1
72	10239408	FEED DOG 9/32				1
73	10239507	FEED DOG 5/16				1
74	10239606	FEED DOG 3/8				1
75	10239804	FEED DOG 1/2				1
76	10239903	FEED DOG				1
77	10171106	FEED DOG 3/4				1
78	10171304	FEED DOG 1				1

TABLE OF EXCHANGING GAUGE PARTS (3)

Needle gauge size 針 幅			Needle clamp asm. Left 針 留(組)左		Needle clamp asm. Right 針 留(組)右	
Code コート						
	inch	mm	Ref.No.	Part No.	Ref.No.	Part No.
B	1/8	3.2	1	B1402-528-BA0-A	13	B1402-528-BA0-A
C	5/32	4.0	2	B1402-528-CA0-A	14	B1402-528-CA0-A
D	3/16	4.8	3	B1402-528-DAL-A	15	B1402-528-DAR-A
E	7/32	5.6	4	B1402-528-EAL	16	B1402-528-EAR
F	1/4	6.4	5	B1402-528-FAL	17	B1402-528-FAR
G	9/32	7.1	6	B1402-528-GAL	18	B1402-528-GAR
H	5/16	7.9	7	B1402-528-HAL-A	19	B1402-528-HAR-A
K	3/8	9.5	8	B1402-528-KAL-A	20	B1402-528-KAR-A
L	1/2	12.7	9	B1402-528-LAL	21	B1402-528-LAR
M	5/8	15.9	10	B1402-528-MAL	22	B1402-528-MAR
N	3/4	19.1	11	B1402-528-NAL	23	B1402-528-NAR
Q	1	25.4	12	B1402-528-QAL	24	B1402-528-QAR
Stitch spec. 縫 仕 様		S A G	Spec. common 仕様共通			

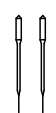
Needle gauge size 針 幅			Bed slide asm. (with thread trimmer) 滑り板(組) (糸切り付)			
Code コート			Bed Slide asm. (Left) 糸切り滑り板(左)組		Bed Slide asm. (Right) 糸切り滑り板(右)組	
	inch	mm	Ref.No.	Part No.	Ref.No.	Part No.
B S K	1/8 S 3/8	3.2 S 9.5	25	226-50857	28	226-50352
L S N	1/2 S 3/4	12.7 S 19.1	26	226-50956	29	226-50451
Q	1	25.4	27	226-51053	30	226-50550

TABLE OF EXCHANGING GAUGE PARTS (3)

No.	Parts No.	Parts name	Remarks	Level	Cons	Qty
1	B1402528BA0A	NEEDLE CLAMP ASM. 1/8				1
2	B1402528CA0A	NEEDLE CLAMP ASM. 5/32				1
3	B1402528DALA	NEEDLE CLAMP ASM. LEFT				1
4	B1402528EAL	NEEDLE CLAMP ASM. 7/32				1
5	B1402528FAL	NEEDLE CLAMP ASM. LEFT 1/4				1
6	B1402528GAL	NEEDLE CLAMP ASM., LEFT				1
7	B1402528HALA	NEEDLE CLAMP ASM. 5/16				1
8	B1402528KALA	NEEDLE CLAMP ASM. 3/8				1
9	B1402528LAL	NEEDLE CLAMP ASM., LEFT 1/2				1
10	B1402528MAL	NEEDLE CLAMP ASM., LEFT 5/8				1
11	B1402528NAL	NEEDLE CLAMP ASM., LEFT 3/4				1
12	B1402528QAL	NEEDLE CLAMP ASM., LEFT 1				1
13	B1402528BA0A	NEEDLE CLAMP ASM. 1/8				1
14	B1402528CA0A	NEEDLE CLAMP ASM. 5/32				1
15	B1402528DARA	NEEDLE CLAMP ASM. RIGHT				1
16	B1402528EAR	NEEDLE CLAMP ASM. 7/32				1
17	B1402528FAR	NEEDLE CLAMP ASM. RIGHT 1/4				1
18	B1402528GAR	NEEDLE CLAMP ASM., RIGHT				1
19	B1402528HARA	NEEDLE CLAMP ASM. 5/16				1
20	B1402528KARA	NEEDLE CLAMP ASM. 3/8				1
21	B1402528LAR	NEEDLE CLAMP ASM., RIGHT 1/2				1
22	B1402528MAR	NEEDLE CLAMP ASM., RIGHT 5/8				1
23	B1402528NAR	NEEDLE CLAMP ASM., RIGHT 3/4				1
24	B1402528QAR	NEEDLE CLAMP ASM., RIGHT 1				1
25	22650857	BED SLIDE LEFT, ASM., A				1
26	22650956	LEFT SLIDER PLATE B ASM.				1
27	22651053	BED SLIDE LEFT, ASM., C				1
28	22650352	BED SLIDE RIGHT, ASM., A				1
29	22650451	RIGHT SLIDER PLATE B ASM.				1
30	22650550	BED SLIDE RIGHT, ASM., C				1

LIST FOR INFORMTION OF CHANGE

As to the place changed, refer to the corresponding Rev.No.
 When previous parts(Obsoleted part)and new parts(Added parts)are
 not interchangeable with each other:
 In this case, even obsoleted parts(D.)can be ordered with the
 obsoleted part number, so select the parts with changed dates and
 place your orders.

変更箇所は, 該当Rev.No.版をご参照ください。
 部品の互換性がない変更の場合は, 削除された品番でも, ご注文できます。

29167806
 No.1039-06 Rev.No.

*A:Added parts追加部品/D:Obsoleted parts削除部品/E:Erratum訂正

* Rev. No.	Page No.	Ref. No.	Parts No. 品番	* Rev. No.	Page No.	Ref. No.	Parts No. 品番
D	05	6	3				232-04902
D	05	6	4				226-06602
D	05	6	5				PT-0502700-S0

HOW TO MAKE USE OF THIS PARTS LIST

1.Explanation of codes

1)"*"mark.....means this part is changed from the previous parts book.

As to the details of the change, refer to the "List for information of change".

2)"#01".....refer to "Note" explanation at bottom of page.

2.Codes on the "Qty" column

• Each numeral indicates the number of parts required.

• "0.1" and "2.5" indicate the length (in meters) of the respective parts.

3.Parentheses mean that the corresponding part is a subpart that constructs an assembly part.

4.Dotted lines on the Figures indicate assembly parts.

1."注記"欄の記号説明

1) "*"印.....前回のパーツブックに比較して今回変更された部品を意味します。

変更内容は、"変更情報リスト"を参照してください。

2) "#01".....ページ下の"注記"の説明を参照してください。

2.数量欄の数字は、個数を表し、0.1、2.5等の数値は、長さ（単位メートル）を表します。

3.数量欄の（ ）は、組部品を構成している子部品であることを意味します。

4.イラストページの-----枠は、組構成であることを意味します。

NUMERICAL INDEX OF PARTS

PART NO	PAGE	REF NO.	PART NO	PAGE	REF NO.	PART NO	PAGE	REF NO.
10004109	4	51	10162600	40	3	10621803	42	30
10101004	2	3	10162600	42	3	10623403	36	34
10106102	18	46	10162758	48	1	10697506	12	36
10107902	18	35	10171106	58	77	10697605	12	3
10108009	18	12	10171304	58	78	10741106	12	11
10108512	14	1	10208551	34	29	10741759	2	45
10108611	14	11	10208700	34	32	11006202	22	7
10109908	14	39	10209203	34	35	11006350	22	6
10110500	14	25	10209203	54	5	11006509	22	11
10111201	16	49	10209500	34	36	11007101	22	13
10111508	14	19	10209500	54	6	11007309	22	8
10112001	14	6	10209807	34	37	11009909	18	17
10112357	54	4	10209807	54	7	11018108	22	20
10112407	14	40	10209906	34	38	11018207	22	19
10112803	14	32	10209906	54	8	11024015	40	7
10112902	14	34	10210805	14	18	11024015	42	7
10116051	24	3	10211407	24	6	11024106	40	8
10116606	24	23	10211605	24	2	11024106	42	8
10116705	24	40	10216703	36	4	11024205	40	11
10116754	24	37	10237907	58	58	11024205	42	15
10116804	24	15	10238004	58	59	11024304	40	23
10116903	24	35	10238103	58	60	11024304	42	36
10117109	24	24	10238202	18	32	11024510	42	10
10117208	24	18	10238202	58	61	11032562	6	25
10117851	26	55	10238301	58	62	11045101	12	12
10119105	32	4	10238400	58	63	11047107	40	4
10119204	32	5	10238509	58	64	11047107	42	4
10124204	12	10	10238707	58	65	11052701	18	19
10124303	12	15	10238806	58	66	11071602	22	35
10125201	22	16	10238905	58	67	11071701	22	36
10152650	56	13	10239002	58	68	11071800	22	1
10152759	56	14	10239101	58	69	11072402	12	14
10152858	56	15	10239200	58	70	11072709	34	2
10152957	22	43	10239309	58	71	11076809	44	3
10152957	56	16	10239408	58	72	11076858	44	2
10153054	56	17	10239507	58	73	11076957	44	4
10153153	56	18	10239606	58	74	11077567	44	11
10153252	56	19	10239804	58	75	11078003	44	20
10153450	56	20	10239903	58	76	11078102	44	37
10153559	56	21	10315208	20	58	11078250	44	12
10153658	56	22	10315455	20	59	11093606	12	13
10153856	56	23	10315505	20	52	11100500	32	23
10161305	32	3	10602902	2	2	11110301	34	13
10162204	40	2	10604809	6	26	11110400	34	11
10162253	40	1	10611457	14	14	11110509	34	12

NUMERICAL INDEX OF PARTS

PART NO	PAGE	REF NO.	PART NO	PAGE	REF NO.	PART NO	PAGE	REF NO.
11110707	34	8	22609200	18	24	22619001	36	28
11111705	34	14	22609309	20	54	22619209	36	11
11111804	34	21	22609408	18	41	22619415	36	18
11185006	48	7	22609606	20	53	22619605	36	27
11185105	46	14	22609705	18	34	22619704	38	64
11185105	48	2	22609754	18	33	22619803	36	25
11185204	46	6	22609804	14	8	22619902	36	23
11185204	48	3	22610000	18	6	22620108	36	9
11185352	48	4	22610109	18	2	22620355	36	6
11185402	48	6	22610208	18	4	22620454	36	7
11185501	46	10	22610307	18	8	22620504	36	14
11185501	48	10	22610406	18	22	22620702	36	8
11394509	22	23	22610505	18	15-62	22620801	22	31
11956802	12	22	22612303	14	33	22620801	36	21
11966504	46	13	22612501	14	35	22620900	2	12
11969508	46	15	22612907	14	26	22621056	44	31
13515606	32	26	22613400	16	67	22621106	44	39
13765607	36	44	22613509	14	38	22621155	44	30
22602007	2	15-46	22613608	16	70	22622005	40	24
22602601	2	40	22613905	16	51	22622005	42	37
22603013	2	23	22615009	16	57	22622104	40	25
22603112	2	25	22615108	16	56	22622104	42	38
22603203	2	27	22615207	16	60	22622401	6	28
22603401	44	1	22615306	16	59	22637656	56	1
22603609	2	42	22615454	16	55	22637755	56	2
22603708	2	43	22615702	16	61	22637854	56	3
22603906	6	27	22615801	16	63	22637953	56	4
22604003	6	38	22615959	16	64	22638050	56	5
22604300	6	40	22616254	16	65	22638258	56	6
22604409	6	34	22617005	22	33	22638357	56	7
22604607	6	30	22617104	22	22	22638456	56	8
22604656	6	29	22617609	12	30	22638753	56	9
22604904	6	39	22617708	12	24	22638852	56	10
22605307	6	2	22617807	12	23	22638951	56	11
22605356	6	1	22617906	12	17	22639256	56	12
22605406	6	6	22618052	12	9	22640353	56	24
22607006	10	70	22618060	12	1-40-41	22640452	56	25
22607105	10	74	22618102	12	6	22640551	56	26
22607204	10	75	22618201	12	4	22640759	56	27
22607303	10	68	22618300	12	5	22640858	56	28
22607402	10	69	22618458	12	1-40-41	22640957	56	29
22608004	22	40	22618557	12	1-40-41	22641252	56	30
22608103	22	10	22618706	12	2	22641351	56	31
22608152	22	5	22618805	12	31	22641450	56	32
22609101	18	28	22618904	12	27	22641757	56	33

NUMERICAL INDEX OF PARTS

PART NO	PAGE	REF NO.	PART NO	PAGE	REF NO.	PART NO	PAGE	REF NO.
22650055	2	39	22656409	32	13	22682355	8	6~10
22650352	2	38	22657050	34	28	22682504	8	42
22650352	60	28	22657100	34	18	22682702	8	4
22650451	60	29	22657159	34	1	22682850	10	63
22650550	60	30	22657209	34	6	22683007	10	52
22650857	2	36	22657308	34	9	22683056	8	46
22650857	60	25	22657803	2	10	22683106	10	50
22650956	60	26	22660203	56	34	22683205	10	48
22651053	60	27	22660302	56	35	22683304	10	49
22651202	2	32	22660401	56	36	22683403	10	53
22651459	2	41	22660500	56	37	22683502	10	59
22651509	6	18	22660609	2	37	22683601	10	61
22651558	6	17	22660609	56	38	22683809	10	51
22651566	6	16	22660708	56	39	22683908	10	57
22651608	6	41	22660807	56	40	22684005	10	58
22652002	18	25	22660906	56	41	22684104	10	54
22652101	18	9	22661102	56	42	22684203	10	56
22653000	14	30	22661201	56	43	22684609	8	14
22653158	16	50	22661300	56	44	22685101	8	30
22653307	14	31	22661508	56	45	22685150	8	29
22653505	16	53	22665103	56	46	22685200	8	40
22653604	16	52	22665202	56	47	22685309	8	39
22653802	14	20	22665301	58	48	22685358	8	38
22654008	26	61	22665400	58	49	22685408	8	41
22654107	24	31	22665509	58	50	22685705	10	66
22654206	24	5	22665707	58	51	22685804	8	21
22654255	24	4	22665806	58	52	22685903	8	17
22654305	26	53	22665905	58	53	22686000	8	20
22654404	24	44	22666200	58	54	22686158	8	23
22654503	26	48	22666309	58	55	22686455	38	61
22654552	24	47	22666408	58	56	22687008	28	10
22654602	26	49	22666705	58	57	22688006	14	36
22654701	24	26	22680003	2	30	22688105	14	27
22654800	24	14	22680250	2	18	22688154	14	22
22654909	22	24	22680607	6	10	22688204	14	28
22654958	22	21	22680656	6	9	22688402	14	23·24
22655005	26	60	22681316	8	26	22688501	14	23·24
22655104	24	22	22681407	8	24	22693253	8	28
22655153	24	20	22681506	8	25	22693352	8	37
22655302	24	11	22681712	8	5	22693451	8	1
22655401	24	10	22681803	8	15	22693857	14	21
22656003	32	27	22681951	8	6~10	22790000	28	25
22656102	32	19	22682058	8	6~10	22790356	28	16
22656201	32	18	22682157	8	6~10	22790455	30	4·5
22656300	32	14	22682256	8	6~10	22790505	44	26

NUMERICAL INDEX OF PARTS

PART NO	PAGE	REF NO.	PART NO	PAGE	REF NO.	PART NO	PAGE	REF NO.
22792550	28	31	22907703	22	37	B1402528KALA	60	8
22792659	28	36	22908552	22	4	B1402528KARA	60	20
22792758	30	7·8	22908800	22	15	B1402528LAL	60	9
22792956	28	23·24	22911903	18	20	B1402528LAR	60	21
22795108	28	2	22912109	18	18	B1402528MAL	60	10
22795157	28	1	22920706	2	21	B1402528MAR	60	22
22795207	28	3	22932453	40	10	B1402528NAL	60	11
22795306	28	7	22934202	40	20	B1402528NAR	60	23
22795355	28	6	22934202	42	24	B1402528QAL	60	12
22795405	28	8	22934251	40	16	B1402528QAR	60	24
22795504	28	20	22934251	42	20	B1414512000	10	65
22795553	28	19	22934301	40	21	B1425526000	8	45
22795603	28	17	22934301	42	25	B1438512B00	10	67
22795702	28	22	22934400	40	19	B1501581000	22	39
22795801	28	29	22934400	42	23	B1505227T00A	22	38
22795900	28	12	22934509	40	17	B1505804000	28	21
22796106	42	28	22934509	42	21	B1506352000	32	25
22796155	42	27	22934608	40	18	B1515051000	24	46
22796205	42	2	22934608	42	22	B1521555000	22	2
22796254	42	1	22951552	2	7	B1603512000	18	44
22796551	28	15	23203904	6	5	B1604012000A	18	39
22796700	30	6	23204506	8	11~13	B1610512000	18	30
22796759	30	4·5	23204605	8	11~13	B1633470000	20	61
22796809	30	2	23204704	8	11~13	B1636581B00	18	29
22796908	30	1	23204803	38	59	B1653470000	20	63
22797005	20	15·62	23204951	8	2	B1705850000	10	60
22797005	50	16	23630007	36	63	B18025120A0A	14	2
22797104	50	3	23630007	38	63	B18025120A0A	54	1
22797203	50	6	B1104051000	2	29	B18025120AB	54	2
22797252	50	4	B1202512000	6	13	B18035150A0	14	10
22797302	50	5	B1214038000	38	52	B18035150A0	54	3
22797401	50	7	B1402528BA0A	60	13	B1816512000	14	4
22797559	30	7·8	B1402528CA0A	60	14	B1820563000	14	42
22797757	28	23·24	B1402528DALA	60	3	B1821051000	14	44
22798052	52	1	B1402528DARA	60	15	B1822051000	14	45
22798151	42	29	B1402528EAL	60	4	B1823051000	16	48
22798250	50	2	B1402528EAR	60	16	B1834512000A	36	36
22798359	42	32	B1402528FAL	60	5	B1850512000	36	31
22798458	50	1	B1402528FALA	8	35	B1851512000	36	30
22798508	50	14	B1402528FAR	60	17	B2024771000	34	7
22798607	42	18	B1402528FARA	8	44	B3041980000	26	59
22798755	42	17	B1402528GAL	60	6	B3112704000	12	21
22818009	2	15·46	B1402528GAR	60	18	B3114232000	12	20
22904155	20	48	B1402528HALA	60	7	B3125012000	44	35
22907109	22	42	B1402528HARA	60	19	B3126012000	12	16

NUMERICAL INDEX OF PARTS

PART NO	PAGE	REF NO.	PART NO	PAGE	REF NO.	PART NO	PAGE	REF NO.
B3126012000	44	33	CS102121ASH	18	10	NM6060001SE	46	22
B3129012A00	12	18	CS1470710SH	24	29	NS6080210SP	18	42
B3129012B00	44	34	CS1471012SH	14	16	NS6090310SP	34	26
B31375270A0	12	32	D2112555B00	2	17	NS6090310SP	36	33
B3138527000	12	29	D2120555C00	28	37	NS6110310SN	36	5
B3139527000	12	33	D2120555C00	44	27	NS6110310SP	12	8
B3141527000	12	25	D2427555B00B	24	42	NS6110310SP	34	10
B3142527000	12	34	D2428555B00A	24	41	NS6110310SP	36	37
B3143527000	12	35	D2430555B00	24	39	NS6110420SP	14	46
B3211555000	44	38	D2464555B00	32	8	NS6110420SP	36	16
B3305704000A	46	7	D3129555D00	12	19	NS6120310SP	36	13
B3305704000A	48	5	D3159555B00	22	25	NS6150430SP	10	73
B33097040A0	46	24	D3163555B00A	22	29	NS6620310SP	22	26
B33097040A0	48	20	D3164555B00	22	27	NS6680320SP	20	55
B3311012000	46	12	D3171415B0H	16	62	NS6700420SP	36	20
B3311012000	48	9	D3301772TAB	46	1	PS0300201KP	24	25
B3311704000	46	5	EA9500B0000	42	31	PS0600502KP	22	34
B3311704000	48	12	EA9500B0100	26	65	RE0320000K0	34	31
B3317704000	46	16	EA9500B0100	38	58	RE0400000K0	32	9
B3317704000	48	11	EA9500B0100	50	15	RE0500000K0	18	3
B3318704L00A	46	4	GAK33070000	40	15	RE0500000K0	22	18
B3319704L00	46	2	HA000590000	34	15	RE0500711KP	18	38
B3320704L00A	46	11	HF0041010S0	28	32	RE0900000K0	18	13
B3320704L00A	48	8	HK034610140	26	57	RE1000000K0	40	9
B3321704L00	46	18	HK03464000B	26	56	RE1000000K0	42	9
B3417051000	26	62	HK03464000B	32	21	RO037180100	22	3
B3418180000	24	17	HK03464000B	34	24	RO092270200	18	16
B3517009000	36	17	HW200390000	34	16	RO098240100	40	6
B3524552000	38	53	HW500070000	34	17	RO098240100	42	6
B3530555000	36	1	HX00056000B	28	33	RO195240100	36	2
B3534012000	38	62	M4002110000	6	19	RO437200200	6	32
B3534155000	38	51	M40071100AA	6	20	SB120000100	6	31
B3538112000	38	56	M40071100AB	6	21	SD0470281SP	12	7
B8233555000	44	25	M6043350AAA	4	48	SD0490261SP	44	40
BT0500300EA	20	50	MAO11532000	46	19	SD0500301SP	34	27
CM300200101	4	52·53	MAO11532000	48	19	SD0500721SP	50	12
CM3002001A1	4	52·53	MDP500B1400	10	64	SD0600271SP	24	19
CQ202000000	6	3	NM6020001SC	42	35	SD0600281TP	28	4
CQ202000000	14	47	NM6030001SC	28	35	SD0600322SD	22	17
CQ252000000	6	7	NM6040001SD	28	18	SD0640231SP	28	9
CQ252000000	10	62	NM6050001SE	46	21	SD0640321SP	32	20
CQ252000000	20	49	NM6050001SE	48	18	SD0650305TP	26	52
CQ505000000	6	11	NM6050001SP	24	43	SD0650321TP	34	5
CS0300711SP	34	22	NM6060001SE	40	12	SD0720332SP	22	14
CS070081BSH	24	33	NM6060001SE	42	12	SD0800422CP	18	5

NUMERICAL INDEX OF PARTS

PART NO	PAGE	REF NO.	PART NO	PAGE	REF NO.	PART NO	PAGE	REF NO.
SD0870601SP	10	72	SS4110615SP	12	37	SS6121860SP	18	21
SD0900701TP	20	57	SS4110615SP	36	24	SS6151040SP	26	58
SK3382001SE	46	23	SS4110715SP	22	28	SS6151220SP	24	38
SK3412000SC	44	9	SS4110715SP	36	26	SS6151780SP	2	14
SK3482500SC	44	44	SS4110815SP	2	1	SS6152440SP	10	71
SL4030681SC	28	34	SS4110815SP	16	58	SS6153040SP	14	41
SL4030681SC	30	10	SS4110815SP	18	23	SS6560150SH	14	29
SL4031091SC	28	30	SS4110815SP	38	57	SS6580752TP	18	31
SL4040891SC	42	34	SS4111015SP	4	49	SS6661110SP	6	15
SM0081001SD	40	5	SS4111015SP	22	32	SS6661110SP	18	26
SM0081001SD	42	5	SS4111215SP	22	30	SS7060310SP	8	47
SM4030401SC	28	27	SS4111215SP	36	15	SS7081310SP	44	41
SM4030601SN	34	20	SS4111215SP	44	28	SS7090510SP	12	28
SM4051405SE	46	9	SS4111815SP	36	3	SS7090610SP	38	60
SM4051405SE	48	16	SS4120615SP	2	8	SS7090710SP	24	12
SM4061201SE	46	20	SS4120615SP	12	39	SS7090910SP	36	32
SM6040800SP	42	16	SS4120615SP	32	28	SS7090910TP	22	44
SM6051002TP	50	9	SS4120615SP	34	25	SS7110510SP	20	60
SM6051202TP	50	13	SS4121015SP	2	19	SS7110710SP	8	19
SM6061610SC	46	3	SS4153015SP	32	15	SS7110710SP	16	71
SM6082502TP	16	69	SS5090610SP	4	47	SS7110710SP	18	27
SM8050502TP	18	40	SS5090610SP	24	9	SS7110710SP	32	1
SM8060812TP	42	19	SS6060510TP	8	22	SS7110840SP	44	32
SM8063012TR	40	13	SS6080320SP	34	23	SS7110910SP	20	51
SM8063012TR	42	13	SS6080340SP	10	55	SS7111310TP	18	45
SM9061203SE	40	22	SS6080410SP	8	27	SS7111810SP	16	54
SM9061203SE	42	26	SS6081810SP	18	43	SS7120760SP	6	14
SM9061853SR	40	14	SS6090630SP	2	34	SS7120760SP	14	15
SM9061853SR	42	14	SS6090670TP	18	1	SS7120760SP	32	22
SM9062053SR	42	11	SS6090810SP	14	13	SS7120910SP	18	14
SQ1110401MZ	36	50	SS6111140SP	2	4	SS7121410SP	18	7
SQ1110401MZ	38	50	SS6111210SP	6	23	SS7151210SP	32	10
SQ1150451MZ	36	39	SS6111610SP	36	35	SS7151610SP	24	16
SS2080810SP	24	1	SS6120940SP	26	63	SS7681750TP	6	36
SS2090710TP	2	33	SS6120940SP	30	3	SS8080610SP	24	7
SS2110920TP	2	35	SS6121010SP	28	13	SS8110410TP	24	30
SS2110920TP	24	27	SS6121212TP	24	13	SS8110510SP	24	34
SS2110930SP	24	28	SS6121610SP	28	14	SS8111010TP	24	21
SS2110930SP	36	29	SS6121610SP	36	12	SS8120740SP	2	22
SS3090520SP	34	33	SS6121610SP	44	6	SS8150410TP	4	50
SS4090715SP	8	3	SS6121610TP	10	76	SS8151150SP	2	44
SS4090815SP	8	16	SS6121610TP	20	56	SS8151150SP	14	12
SS4110515SP	16	66	SS6121610TP	24	54	SS8151150SP	20	47
SS4110515SP	22	45	SS6121610TP	26	54	SS8151150TP	6	8
SS4110515SP	44	36	SS6121840SP	32	24	SS8151550SP	6	22

NUMERICAL INDEX OF PARTS

PART NO	PAGE	REF NO.	PART NO	PAGE	REF NO.
SS8660530TP	6	33	WS0451040KP	44	7
SS8660530TP	14	17	WS0610002KP	32	16
SS8660610TP	18	11	WS0631510KP	32	11
SS8660810TP	14	5	WT0430002KN	42	33
SS8660810TP	22	41	WT0530002KS	2	9
SS8660810TP	24	32			
SS8680540SP	6	12			
SS8680810TP	6	37			
SS8681650TP	6	35			
SS8701782TP	36	19			
SS9080410SP	24	8			
SS9110460CP	2	31			
SS9110460CP	28	11			
SS9111010SP	26	50			
SS9111010SP	32	7			
SS9111010SP	34	30			
SS9151440CP	18	36			
ST4030851SN	30	9			
TA0500601M0	16	72			
TA0750704R0	2	13			
TA1100604R0	50	8			
TA1250406R0	2	20			
WP0320501SC	34	4			
WP0371016SD	14	37			
WP0371016SD	34	34			
WP0450000SD	8	18			
WP0450801SD	6	24			
WP0480856SP	44	42			
WP0501016SC	44	43			
WP0501016SD	12	38			
WP0501016SD	26	64			
WP0501016SD	32	6			
WP0501016SD	44	8			
WP0520656SA	50	10			
WP0531000SE	50	11			
WP0612056SD	32	17			
WP0621016SD	18	37			
WP0621016SD	28	5			
WP0621016SD	32	12			
WP0753016SZ	24	36			
WP0850002SP	16	68			
WP1612616SE	46	17			
WP1612616SE	48	13			
WS0310002KN	28	26			
WS0310002KN	34	19			