




**RECOVERY TRACKS
USER MANUAL**



SKU: RTK8-BLK / RTK8-RED / RTK8-GREY

V1.0

BUNKER INDUST, a disruptive force that aims to help people pursue their passions in the great outdoors with rugged looks and impeccable safety, is a professional provider of a full lineup of 4x4 upgrades and accessories that enable off-road enthusiasts to upgrade their vehicles and pursue an outdoor lifestyle.

At BUNKER INDUST, we regularly spend time outdoors to understand your desire to have an ideal rig. But that move is challenging and time-consuming. But it's what sets us apart. Because we are driven by enthusiasm, not commission, and share the same passion for vehicle upgrade as you do.

When you decide to build a vehicle to hit the trails, BUNKER INDUST is here to prepare it with virtually all the off-road parts required to keep you safe, and make sure your vehicle looks and performs as you want it to.

BUNKER INDUST, Build Your Own Legend.

GENERAL SAFETY WARNINGS

- Caution must always be executed when using recovery equipment. It is recommended that people not participating in the recovery are at least 25m away from the vehicle whilst the recovery process is undertaken or depending on the situation, appropriate safety precautions are to be taken.
- Caution should also be taken when leaving the vehicle after the recovery has been completed, as the surrounding ground surface may have changed.
- Your engine must be turned off when positioning the tracks under the wheel.
- Never position recovery tracks under the wheel if the wheel is spinning.
- The recovery tracks are not to be used for any other purpose than stated in this User Manual.
- The recovery tracks are designed as a device for assisting in the process of removing your vehicle from muddy and sandy grounds.
- The recovery tracks are not designed for use on hard rocky surfaces or as a bridging device.
- Never climb under the vehicle whilst performing any type of recovery work.
- Do not spin your wheel on the recovery tracks as this may cause damage to the tracks.
- Never push your vehicle whilst engaging the track.
- It is suggested that you use warning safety devices i.e. hazard lights when performing a vehicle recovery to alert oncoming drivers of your circumstances.
- The jack base should be free of slippery materials or fluids.

CARE AND MAINTENANCE

- Dirt, mud, grit and sand are abrasive and can damage the recovery tracks. Always clean the recovery tracks after use by using a hose to remove any debris.
- Allow the recovery tracks to dry completely before storing.

CONTENTS

- 2 x BUNKER INDUST Mini Recovery Tracks
- 1 x BUNKER INDUST Jack Base
- 2 x BUNKER INDUST Nylon Leashes
- 1 x BUNKER INDUST Carry Bag
- 1 x User Manual



SPECIFICATIONS

| | RTK8-BLK | RTK8-RED | RTK8-GREY |
|---|---|----------|-----------|
| Recovery Track Material: | PA 6 | | |
| Recovery Track Color: | Black | Red | Grey |
| Jack Base Color: | Orange | | |
| Product Dimension: | L 57.7cm x W 32.5cm x H 7.3cm (L 22.72" x W 12.80" x H 2.87") (Each) | | |
| Nested/Stacked Height (Recovery Tracks): | H 9.4cm (3.70") (Pair) | | |
| Nested/Stacked Height (With Jack Base): | H 11.3cm (4.45") | | |
| Net Weight: | 4.8 kg (10.58lbs) | | |
| Maximum Load: | 15 tons (33,069lbs) | | |
| Ambient Temperatures: | -30°C ~ 60°C (-22°F~140°F) | | |

INSTRUCTIONS FOR USE

Using Recovery Tracks

1. When entrapped, stop immediately and turn the vehicle off. Do not continue to spin the wheels and dig in deeper.
2. To recover your vehicle, use the end of the recovery track as a shovel to clear the area immediately in front of the wheels in the intended direction of travel.



3. Create a gently sloping formation in the soft ground of the direction the vehicle is intended to travel. Place the tracks hard against the tyres as shown in the diagram to make it easy for the tyres to be able to engage the teeth.




4. Shift into your lowest gear and move slowly and carefully onto the tracks. Avoid wheelspin when on the tracks. Slowly accelerate to gain vehicle momentum before leaving the tracks and entering onto a more stable road surface.



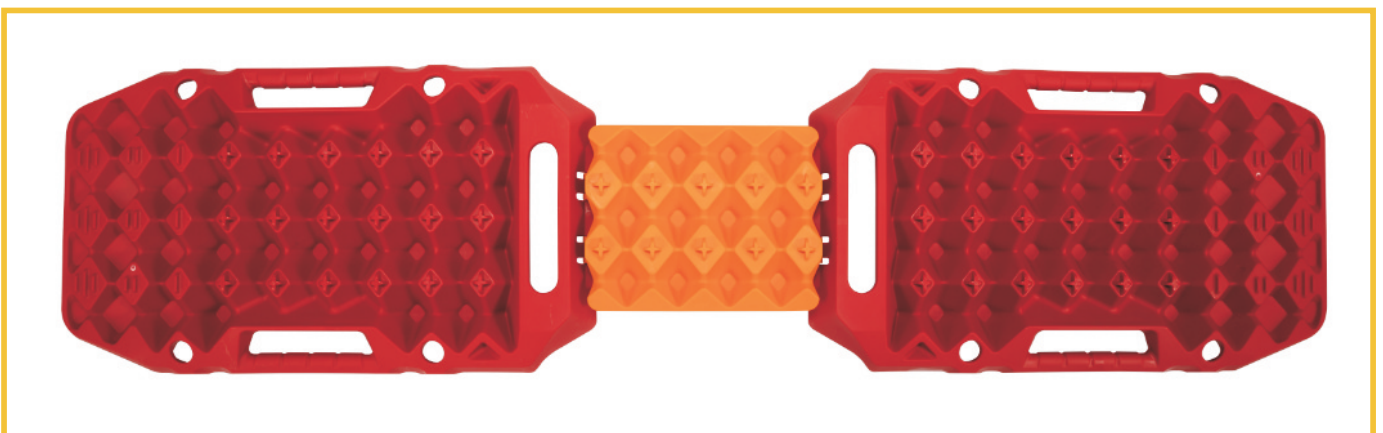
- In the event there is difficulty in gaining grip onto the recovery tracks, reverse the vehicle onto the already compressed ground, then move forward with sufficient momentum to mount the recovery tracks.
- Another option is to place materials available (branches, gravel, etc.) onto the already compressed ground, reverse onto the added materials, then place the recovery tracks immediately in front of the newly created surface area, followed by driving onto the recovery tracks as described above.

USING JACK BASE

- The jack base gives your jack better footing and greater stability during lifting. It is compatible with most farm jacks and ARB jack. And a mini track could be placed under it to provide a solid surface for lifting.



- The jack base can also be used to join mini recovery tracks to form an extended track for larger 4x4 vehicles.



WARRANTY

BUNKER INDUST warrants that each pair of recovery tracks that is purchased while this Warranty is in effect will be free from defects in materials and workmanship for a period of 2 years from the date of receiving the product from BUNKER INDUST or its authorized distributor/dealer. If it is believable to be defective during the 2-Year Warranty Period, BUNKER INDUST will, at its option, replace it with the same or similar product or will issue a refund for the defective BUNKER INDUST product.

And BUNKER INDUST will pay for the cost of shipping or transportation of a defective component.

This warranty terminates if a purchaser transfers the product to any other person. And please retain your purchase receipt for your records.

Please ensure that the BUNKER INDUST recovery tracks should be used and maintained in accordance with safety warnings listed in the user manual, and should be used for the purpose for which they were designed.

THIS LIMITED WARRANTY DOES NOT COVER:

- damage due to non-compliance with the product's "Instructions for Use" (including but not limited to, for example, burning, melting or breaking of the product caused by spinning tyres; or damage caused by using the product on hard or rocky surfaces);
- normal wear and tear;
- damage through abuse, neglect, misuse, or as a result of any accident or in any other manner;
- the product though damaged, is still intact, serviceable and capable of performing its intended function, and is not defective;
- modification or alteration in any way;
- property or vehicle damage whilst using the recovery tracks.

If further information or investigation is required or if the claim does not meet the requirements under our warranty, BUNKER INDUST'll let you know.