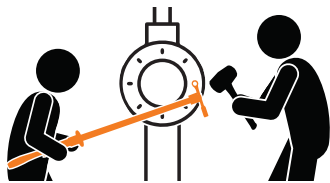


The Proper TO KEEP YOUR HANDS OFF IT™

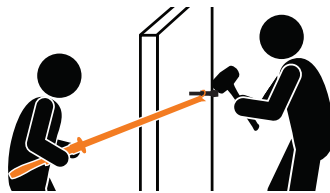
WHEN USING A **HOLDIT®**

The force sustained when striking an object can cause life altering injuries to a worker's hands if placed in the impact area. The HoldIt® extends a worker's reach, keeping hands and fingers at a safe distance while securing a striking wrench, large diameter pin or other object.

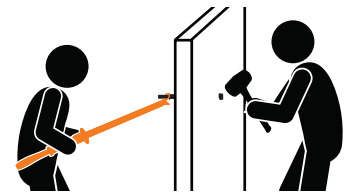
USE THE HOLDIT HAND SAFETY TOOL TO:



Hold hammer wrench when striking with hammer




Hold driving pin when striking with hammer



Hold a pin to catch it to keep from falling

How to Use



Step 1: To open the holding loop, press and hold down on the cam buckle trigger and pull the holding loop away from the tube.



Step 2: Place the holding loop around the object to hold. Tighten and cinch the holding loop around the object by securely holding the handle of the HoldIt and pulling back on the end handle loop. Keep pulling until the holding loop is securely tightened around the object.



Step 3: Utilize the HoldIt to securely hold the object to be struck, keeping hands away from the impact area.



Step 4: To release the object being held, press and hold down on the cam buckle trigger and pull the object or holding loop away from the tube



MADE IN THE U.S.A.



800.674.9224

PROPER HAND PLACEMENT



✓ DO'S



Always wear proper personal protective equipment as the job requires



Inspect the tool before each use



Use proper hand placement when operating tool



Stand with both feet firmly planted on the ground

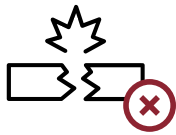


Use only for holding objects



Clean tool after each use and store in clean, dry environment

✗ DONT'S



Do not use the tool if damaged



Do not use the tool as a pry bar



Do not use tool while tired or under the influence of drugs, alcohol, or medication



Do not overreach