



Seaspray

VALUATIONS &
FINE JEWELLERY

YEAR BOOK

2019





Seaspray Valuations & Fine Jewellery are proud to present our 2019 Yearbook, displaying our custom designed and handmade creations for the year. Celebrating engagements, weddings, birthdays, anniversaries and other special occasions with jewellery like you've never experienced before.

We provide a bespoke custom-made jewellery experience, taking great pride in the work produced. By travelling the world to ensure we keep abreast of technical advancements and to engage in diamond and gemstone buying, we can ensure we give every customer the ability to obtain an item of jewellery specific to their wants and needs, offering the best diamonds, gemstones and designs available.

Would you like to create your own dream piece of jewellery? We are able to provide a very personalised experience in our Design Studio where you can interact with your dream piece in a 3D environment in real time, modifying, crafting and perfecting your jewellery.

Customers may also bring in their old or unwanted pieces to be used and remodelled into something beautiful while retaining precious memories. We buy old gold from our customers and recycle it back to fine gold, to be made into beautiful new jewellery or for repairs or restoration and remodelling, without the heavy footprint that the mining of new gold brings.

Our jewellers, goldsmiths and setters are all highly experienced tradespeople who specialise in crafting items of fine jewellery from precious metals and gemstones and we proudly guarantee your custom made pieces against defect in materials and workmanship.

Here at Seaspray Jewellery, we ensure all jewellers employed by us are at the very top of the industry and due to our exceptional work, we are multi-award winners and are very proud of these achievements. This year, we entered two unique and imaginative pieces in the 2019 Jewellers Association of Australia Australasian Jewellery Awards.

"Bowie" by David Mitcheson, is a stylised dagger neckpiece featuring a freeform boulder opal, sugarloaf cut, Ceylon sapphire, diamonds and a combination of contrasting 14 carat yellow, white and rose gold. David's inspiration for the dagger design came immediately from the shape of the freeform boulder opal. Subsequent thoughts led to the addition of the sugarloaf Ceylon sapphire in the hilt to emphasise the blue/green hues and finalise the piece.

"Aurora" by Madeleine McDonald, is a tiara featuring a freeform boulder opal with 9 carat white gold supporting scrolls on either side of the centrepiece and 18 carat yellow, green and rose gold decorative vines. The inspiration came from Madeleine's love for all things "fantasy" - magic, dragons and even castles. "Why not make an elvish crown for a kingdom in a land of fantasy?"

Come in store today or book online for your very own,
Award Winning jewellery experience at
Seaspray Valuations & Fine Jewellery.



Kelly worked with Julie and designed this sapphire and diamond masterpiece on Counter Sketch which David then handmade and handset.



Leo and Susan surprised their daughter for her 40th birthday with this white gold butterfly with watermelon tourmaline wings surrounded by a halo of diamonds with green variety tsavorite garnets at the tips and pear shape diamond drops.
Handmade and set by David

Gail chose this Ceylon sapphire which Julie sourced in Hong Kong and the barion diamonds which David and Julie sourced in Antwerp. Julie designed this stunning trilogy ring which David assembled and set.



*Barion diamonds have asscher cut top and a round brilliant cut underneath giving the diamond a unique shape and sparkle.




Ron chose this emerald cut Ceylon sapphire which Julie sourced in Hong Kong and worked with Julie and Gail to design this charming gent's dress ring that David hand set.



Nigel wanted a platinum band and setting with all laboratory grown diamonds for his partner's engagement ring. Julie searched the world for the perfect oval blue lab grown diamond to make this ring a show stopper. Handmade and set by David.



Monica had an aquamarine ring and she wanted it re-designed to show off the aquamarine. We re-polished the stone and David set it in this classic platinum engagement ring.





Cathy had her mum's rings that she wanted to wear as one. So she came in to see us here at Seaspray and sat down with Julie and created this fabulous 'drizzle' design ring set with her mum's diamonds and lovely aquamarine. David assembled and set.

Deb wanted to treat herself to a new diamond ring, but not just any diamonds would do! She combined one of her rings with a very special ring from her mum. Together with Julie on Counter Sketch, Deb designed a new fabulous ring much more her own style whilst retaining the sentimental value of her mum's diamonds. Handset by David.





Brendan's mum wanted to give him something special for his 50th birthday. Using family stones she sat down with Julie and designed this remarkable sapphire and diamond ring for him. Handset by David.



Gail wanted to enhance the bling factor of her existing ring, David handmade and set this 18ct double diamond band for her ring to slot right into place perfectly!





Narelle came to us wanting a bespoke ring, using the rings she had collected in her travels. Narelle and Julie designed this unique piece in Counter Sketch and David hand set.



Patricia had a gorgeous teal sapphire in an old brooch that she no longer enjoyed wearing, combining this with some loved diamonds, Patricia and Julie created this stunning unique ring that's very much her style. Handset by David.

Ingrid had two large diamond rings that she wanted to wear together. Working with Julie on Counter Sketch, they created this lovely white gold ring with two large stunning diamonds set in six claw settings handset by David.



The ENGAGEMENT AND WEDDING RING SPECIALISTS

We specialise in designing unique engagement rings and wedding rings for both women and men and have been collaborating with clients for over 35 years, creating everlasting memories in every piece. While we certainly have a beautiful selection of ready-to-wear engagement rings, we are finding more and more that people love the experience of sitting down in our Design Studio and taking part in the design journey of this most special of pieces. By merging an inspired design with a seamless service, Seaspray Jewellery, will guide you through the process of creating a one-of-a-kind engagement ring, crafted to last a lifetime.

Diamond set engagement rings ... classic solitaire, contemporary halo and cluster ... remain the most popular engagement rings. However, the demand for engagement rings with beautiful coloured gemstones is ever increasing. Whatever your choice of stone, you can be assured of a truly unique ring, guaranteed to demand attention and be individual in style. We only use quality gemstones and precious metals sourced from ethical sources. All of the natural diamonds that we supply comply with the Kimberley Process and System of Warranties mandated by the World Diamond Council and the United Nations.

Part of our unique custom made by Seaspray experience includes a complimentary Valuation of your ring by David, who is a registered National Council Jewellery Valuer. We can also provide an insurance quote from a specialised jewellery insurer. Plus, every year, we will contact you to let you know that it's time to come in for your free Annual Check-up which includes cleaning, polishing and plating so we can keep you sparkling always!

Whatever your proposal, engagement and wedding ring dreams and ideals are, we, here at Seaspray, take enormous pride in going above and beyond to help make your vision become a spectacular reality.



Miriam wanted her platinum engagement ring to be handmade and set by David. Even with her now living in London, the distance didn't stop Miriam's dream becoming a reality! She consulted with Julie on Counter Sketch through the computer to design the perfect ring. Miriam fell in love with the teal Australian Inverell sapphire she found on our website.




Richard designed with Julie on Counter Sketch this beautiful Ceylon sapphire with two shoulder diamonds and used his Grandma's six diamonds, three on each shoulder to complete this beautiful surprise engagement ring. Handmade and set in platinum by David.



Brad had a rough sapphire that his dad had mined. We had the sapphire cut and polished to an oval. David handmade and set this beautiful engagement ring, with shoulder diamonds.

Daniel chose an oval diamond to complement Kate's long elegant fingers. Together with Julie, they designed this timeless platinum engagement ring for him to propose. Set by David.



Bronwyn lost her jewellery at work, we assisted her with her insurance claim. Bronwyn and Julie designed her new diamond ring on Counter Sketch, handset by David. With over one carat of Russian cut diamonds that David and Julie sourced in Antwerp.




David and Julie sourced these exquisite "D" colour princess cut diamonds direct from Antwerp for this special couple. The excited couple then designed the rings with Julie which David handset.



Warwick came to Seaspray urgently requiring a wedding ring set for his soon to be bride. He sat down with Julie and designed both rings which were then handmade in platinum and set by Dave.

Tony wanted to design the perfect engagement ring. He chose a Russian cut diamond from our Antwerp collection and designed with Julie this classic rose and white gold ring for Selena. Handset by David.



Sam designed with Julie this beautiful engagement ring using a Russian cut diamond from our Antwerp diamond collection. Handset by David.



Iain chose one of our ring designs which David handmade and set in rose and white gold. He then selected this Russian cut diamond from our Antwerp diamond collection.



Karla's engagement ring had broken many times. We remade it as well as changing her wedder to fit the engagement ring. Handset by David.



Brenda used a family diamond to recreate the same style as her original engagement ring. We made the wedder from the gold of her original engagement and wedding rings. Handmade and set by David.



Emily used her Grandmother's diamonds and David handmade this stunning knife edge, white gold tulip setting engagement ring and matching knife edge wedding band.




Joel came in, knowing the exact design his partner wanted. With Julie's help they created this beautiful setting to display this stone to utter perfection. Handset by Madeleine.



Daniel searched everywhere to find the perfect ring for his proposal. He loved the millgrain edge and the fancy handmade setting made by David for the cushion cut diamond David sourced in Antwerp. Handset by David.

Nick used a family diamond for the centrepiece for his partner's halo engagement ring, created in our design studio and hand completed by Dave.



Tyra lost her 1.01 carat engagement ring. We helped recreate her ring by sourcing the same grade and certified diamond using her valuation. Handmade and set by David.

Jan got engaged, using her mum's ring, she redesigned her engagement ring to the ring of her dreams with Julie on Counter Sketch. Set by David. Congratulations Jan and Steve!




Denise came to Seaspray wanting to design a ring with Julie with the sentiment of her family diamonds but with a style her very own. Denise loved being part of her own design, beautifully hand finished by David and now hers to enjoy forever while retaining special memories.

Robyn lost the centre diamond out of her engagement ring. Not only did we source the perfect replacement diamond, we remodelled to a modern style for her newly designed engagement ring.



Philip chose a Russian cut Antwerp diamond to be set in this classic platinum engagement ring to propose with on a very special overseas holiday. Handset by David.

Alana chose a Russian cut diamond David sourced from Antwerp and with Julie on Counter Sketch they designed this unique twisted diamond band engagement ring to propose with on Christmas day!



Allison came in to see us wanting to have her diamond rings and a pendant of hers made into a stunning new dress ring. Allison used all of her own stones a part from one that we sourced to match her other trilogy diamond in her trilogy setting. Designed in Counter Sketch by Julie and set by David.




Sandy wanted to use her old rings to create something magical and that's just what we did! She now has her diamonds handset into this bespoke design.



Derick and Maddy came in and worked with Julie to design and create this beautiful petite platinum engagement ring featuring one of our Russian cut diamonds sourced in Antwerp. The hand sawn setting work with diamond and infinity cut-outs complements the diamond beautifully! Handmade and set by David.



This stunning trilliant shaped tanzanite engagement ring was handmade to fit Mikayla's "V" shaped wedding band.





Needing a replacement wedding ring?
We can make it in platinum, silver or gold.
Whatever you choose!



Adam originally had his single diamond set engagement ring and simple wedding band handmade at Seaspray but was wanting to create something more unique and sentimental. For his engagement ring he wanted to add a blue and a pink diamond to symbolise himself and his wife then for his wedding band he wanted more white diamonds plus two blue diamonds to symbolise their boys. The rings were joined into this creation, epitomising his love for his family.

The pink diamond is an Argyle pink diamond from the Western Australian mine and all the blue diamonds are naturally mined and have been treated with high pressure high temperature (HPHT) process that creates these incredibly coloured diamonds.
How amazing is that?!

Elizabeth wanted a forever style wedding ring with diamonds all the way around. Maddie handmade and David handset a ring with 0.04 carat round brilliant cut diamonds and then they also made one with 0.10 carat round brilliant cut diamonds. Elizabeth fell in love with the 0.10 carat diamond ring! The other ring is in-store awaiting its "forever" home.



Kerry dislocated her finger playing netball and could no longer fit her wedding, engagement and eternity rings over her knuckles. After some time, Kerry decided to have all her rings made into one that now fits her perfectly.



Renee wanted something a little unique for her wedding band and after her consultation, she decided to have three Australian sapphires press set into her handmade platinum band.



Miriam and Paul chose matching platinum wedding rings for the celebration of their wedding... Congratulations!



Sharon inherited her mum's diamonds and together with her own diamonds, Julie designed a platinum diamond set wedding ring and engagement ring for her on Counter Sketch. We were also able to utilise Sharon's existing wedding ring into the design to retain that sentimentality.

Robyn came to us with her wedding band and family rings which she wanted merged together. This was a very sentimental creation for Robyn and she didn't want any additional gold used to close the small gap. After wearing it for some time, she came back and asked to have the bezel set princess cut diamond added.

Rebekah has a platinum antique engagement ring and asked us to hand make her custom fit platinum and diamond wedder to hug her engagement ring perfectly. For Jamie, we made a platinum wedder and press set five green tsavorite garnets representing himself, his lovely wife and their three gorgeous children.





April chose a handmade channel set princess cut diamond wedding ring and Crawford chose a wedding ring from our Dora collection to replace their lost wedding rings.



Stephanie chose a handmade channel set diamond fitted wedding ring and Jeremy chose a wedding ring from our Dora collection to celebrate their marriage.



Gail used family champagne diamonds for her twin wedding rings designed to match and to snugly fit her engagement ring.



Jeanette searched all year for the perfect eternity ring. Unable to source it, she designed her dream eternity ring on Counter Sketch with Julie for her 41st wedding anniversary.




Carolann needed a wedding ring to go with her beautiful engagement ring which her fiancée, Glenn, bought from us. David specially handmade this classic wedding ring. Glenn chose a wedding ring from our Dora collection.

A beautiful gift celebrating Adam and Rebecca's 10th Anniversary. Handmade diamond set band featuring three blue diamonds representing her husband and their two sons.



Jessica needed a fitted wedding ring to complement her engagement ring. Handmade with perfection by Maddie.





Michael and Donna designed with Julie this stunning white and Argyle pink diamond eternity ring for their wedding anniversary. Handmade by David.



Penny and Frank celebrated their first wedding anniversary with this three stone eternity ring using family diamonds.



Bethany decided to have a unique wedding band that was handmade and custom engraved by David with a stylised rose design and matching pendant for her special day.

Dianne was given a family sapphire for a special birthday. Dianne combined family diamonds to create a new ring with Julie on Counter Sketch.



Sharon wanted to set her mum's sapphire lower so David handmade this new ring for her.



Clare used family sapphires to create this stunning ring which she designed with Julie on Counter Sketch.

Sean designed a ring for his partner choosing all the birthstones to represent the family, and a Russian cut Antwerp diamond. His partner loves moonstone and these were set on the shoulders.



Lynne used family stones to create this channel set ring which she can wear every day.



Jim and Marie celebrated their 45th wedding anniversary with a Ceylon sapphire. Julie sourced a range of sapphires for them to choose from and they selected this stunner and then designed this classic ring.



Gail was dreaming of a special gift for her daughter, Janelle, using old family rings to create something unique. With Julie, they designed a split band with a sapphire in the centre and diamonds set in one of the gold bands.



Moira wanted a modern design using family sapphires and together with Julie, we created this striking marquise ring.






Elizabeth designed with Julie on Counter Sketch this double claw sapphire and diamond ring using family stones.

Beverley re-modelled her family jewellery and created something unique with Julie on Counter Sketch. Creating this matching set of sapphire and diamond earrings and pendant.

She also chose a Ceylon sapphire from our large range of loose sapphire gemstones and designed a new engagement ring on Counter Sketch. What a striking set!





Bev selected these Ceylon sapphires and design to complement the pendant she chose for her daughter-in-law's Christmas gift.



Louise celebrated completing treatment with this exquisite ring press set with three differing hued pink marquise diamonds from our Antwerp diamond collection. Handmade by Madeleine and set by David.



Ron chose Ceylon sapphires that Julie sourced in Hong Kong to create these earrings which so beautifully complement Gail's sapphire ring for Christmas.



Billy chose an Argyle pink diamond with a white diamond halo to celebrate her daughter's completion of the HSC. Handmade by Madeleine and set by David



This year, Rachel's Christmas present to herself is a charming bezel set ruby pendant to match her existing ruby jewellery. Handmade by Madeleine and set by David.



Annette used old jewellery and loose rubies to create this eternity design with Julie on Counter Sketch. Handset by David.



Ken surprised his wife for their 40th wedding anniversary with this breathtaking ruby and diamond necklet handmade by David, designed by Julie on Counter Sketch. Julie sourced the rubies and had them specially cut for Ken's design.





Joyce's daughter, Tracy, had a special birthday that she wanted to celebrate. With our assistance, she chose this oval ruby - Tracy's birthstone - from our large range of gems. Together on Counter Sketch they designed the sublime dress ring. Handset by David.

Wendy used family gems to create a rose gold ruby and diamond ring for her daughter-in-law, Shelley's birthday. Designed on Counter Sketch and handset by David.



Cheryl's ruby and diamond eternity ring was very worn and needed re-making in a lower setting. Handmade by Madeleine and set by David.

Deb had this beautiful bright pinkish/red oval ruby and wanted to team it with some diamonds for a new ring. Designed on Counter Sketch with Julie, they added in these two dazzling pear shaped shoulder diamonds.





Chris surprised his wife with coral earrings designed in Counter Sketch to match Cheryl's coral ring. Handset by David.

Penny hand selected some lovely carnelian gemstones from our large range of gemstones to make this carnelian ring and matching drop earrings. Handset by David.



With Deb's garnets and Julie's design this rose gold ring was created on Counter Sketch and set by David.



Caroline used family gemstones to create this gorgeous ring with Julie on Counter Sketch. Handset by David.




Maddison's family celebrated the life of a loved one by choosing gemstones representing the birthstones of each family member. Natural pink topaz, a ruby, a pink tourmaline, blue topaz, rhodolite garnet and diamonds.





Heather had garnet and diamond clip-on earrings handmade last year. She then decided to come back and change the style by adding a half moon shape of diamonds to the top of the earrings.. Handmade and set by David.



Doug surprised his partner with this garnet pendant to match her handmade garnet ring.



Perla used her sunstone to create this innovative fixed bezel set pendant. Handmade by Madeleine and handset by David.



Brad's father enjoyed fossicking and had an abundance of loose stones at home, so Brad chose this gorgeous rough blue topaz to have handmade into a pendant for his partner. Handmade by Madeleine and set by David.



Lori chose a heart shaped aquamarine out of our large range of loose gemstones for her birthday and had it made into this pendant. Handset by Dave.



Jennie wanted her birthstone but didn't want a blue topaz so instead, she chose this imperial topaz for her dress ring. Handset by David.



Jessica received this classic morganite pendant in rose gold for her 30th birthday from her mum and dad. Handmade by Madeleine and hand set by David.



Our wonderful jeweller, Maddie, turned 21 and what better way to give a jeweller a surprise present than to have her make it but not tell her who its for! Her mum chose this beautiful oval morganite to be bezel set in this thread through pendant. Handset by David.

Damion chose to set his family Australian zircon in a handmade platinum lapel pin - look at the intricate scroll motif design between each claw! Handmade and set by David.





Using the opals out of their grandmother's ring, two individual pendant designs were made for Tamsin and Alicia in rose gold coordinating beautifully with the colour of the opals. Designed by Julie in Counter Sketch and handset by David.



Elizabeth was visiting her daughter and wanted to take a piece of Australia back home to the UK. She chose this solid Lightning Ridge black freeform opal from our large range of loose opals and had it bezel set in this stylish ring. Handmade by Maddie and set by Dave.



Lauren brought in her own Lightning Ridge crystal opal, wanting a signature piece for daughter's graduation. Freeform pendant handmade by Maddie and set by Dave.



Pauline remodelled her daughter's crystal opal ring from yellow gold claw set to rose gold bezel set for her birthday. Designed by Julie in Counter Sketch and handset by David.



Deb had an absolutely stunning opal doublet given to her by her mum. With help from Julie on Counter Sketch they designed this impressive ring together. Handset by David.



Lorelle used her old gold and gemstones and designed on Counter Sketch an art deco brooch which was handmade by Maddie and set by David.



Julie had some family stones that she wanted to make into new. Teaming up with Counter Sketch, the two Julie's created this elegant dress ring. Handset by David.



Jennie had coloured stones that she wanted to be made into rings. Using citrine, garnet, peridot and amethyst, she created this glorious collection of rings. Handset by David.

Hazel's very good friend gifted her this amethyst that she had cut at the Lapidary Club. Hazel decided to have it set into a ring to remember her beloved friend. Handset by David





Using an old family pendant and ring, Noel created this unique new ring for his wife. Designed by Julie on Counter Sketch and handset by David.



Using family diamonds, Kylie created a crossover random cluster ring on Counter Sketch with Julie. Handset by David. What a showstopper!



Using family diamonds, Anne designed this dazzling diamond ring for her daughter. Designed by Julie on Counter Sketch and handset by David.



Maria came to Seaspray to design a birthday surprise for her daughter, reusing her own diamonds, Julie and Maria designed this captivating Art Deco style platinum ring on Counter Sketch and handset by David.



Four years ago, Denise had a diamond line ring with diamonds halfway around the band. She decided she'd like more diamonds to complete the entire band. Handmade and set by David.



A sweet 18 carat yellow gold diamond pendant for a daughter's graduation ... using a family diamond and gold. This special pendant will be treasured forever. Handmade by Madeleine and set by David.



Using a family diamond, Mel had this bezel set slider pendant made for her daughter's 21st birthday present. Handmade by Madeleine and set by David

Using family gold, Karen and Alana had these personal rings specially designed and handmade in memory of a loved one. Handmade by _____ Madeleine and David. _____



Vicki wasn't wearing her ring so she wanted to change it to a pendant. We removed the band, replacing the backing plate with a hand sawn pierced convex plate and making a bail. Converted by David.



We sourced these F colour diamonds to hand make these bezel set stud earrings for Teresa.



Susan lost one of her diamond huggies so we recreated a matching one so she can wear her favourite huggies again!
Handmade by Madeleine and set by David.



Vicki had a great design idea that she wanted made in yellow gold. Using her old gold, Maddie handmade this split band ring and David handset Vicki's mum's diamond in the centre.




We re-enhanced Kerry's ring by extending the shape of her ring, merging her mother's setting to the top of the ring going down the finger. Now Kerry can wear her mum's diamonds and her diamonds with this sentimental bespoke piece. Converted by David.




Michelle used her old gold and diamonds to create this ring to sit beautifully with her engagement ring. Handmade by Maddie and press set by David

Melanie's ring was cracking in many places and needed remaking. Julie recreated the design in her CAD program to replace Melanie's much loved ring. Handset by David.



Pat came to Seaspray wanting to change the design of her ring. With help from Julie, a design was made on Counter Sketch. Pat now has a beautiful new ring which accommodates her swollen knuckles.



Whilst Yolanda was in the store, we checked her settings and found her engagement ring was very worn and needed remaking. You're welcome to have your claws and bezels checked at no charge to ensure you do not lose a diamond. Handmade and set by David.



Donna absolutely adores dogs so with the help of Julie and her CAD program she created paw print drop earrings.



We transformed Marion's husband's broken wedding ring and shaped it into a heart pendant for Marion to wear all the time.



Jessie had a rose gold heart handmade and laser engraved with one side being her late sister's handwriting and her son's name and star sign on the other side. Handmade by Madeleine.

Maurine used her old gold to have this inward curved 9 carat gold ring handmade. She is thrilled to be able to wear her new ring every day. Handmade by Maddie.



Cheryl used her gold to have this handmade dome ring made. Handmade by Madeleine.





Maddie handmade this sterling silver coin frame for this ancient coin.



We can set your historic coins in the frame of your choice.

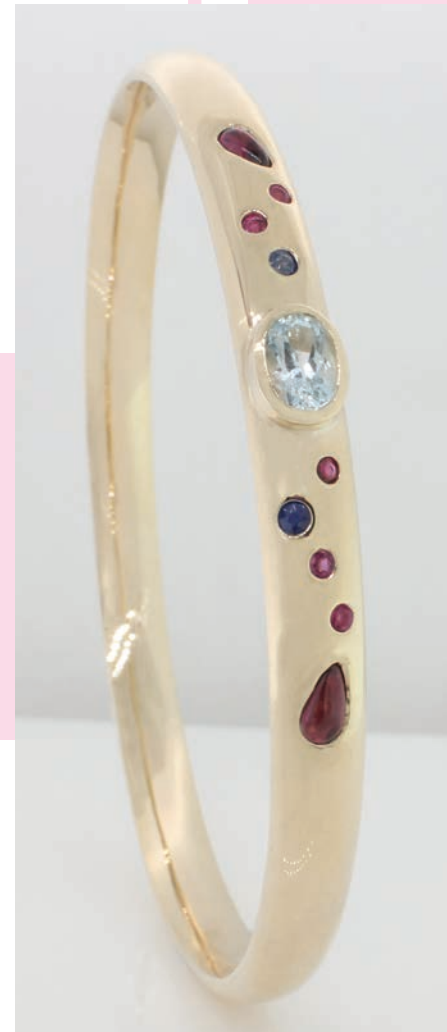


We can use your old gold to handmade a bangle in any width and diameter in your choice of rose, white or yellow gold!





Using her own gold, Maddie handmade a twist bangle for Vicki that matched her costume jewellery bangle.



Jan had her mum's old jewellery that was to be divided between herself and her sister, Alison. Maddie handmade the matching bangles and David press set the gemstones - rubies, sapphires and tourmalines and a bezel set topaz.



We can make name plates and initial pendants or bracelets for you!
Set with your favourite diamond or gemstone in your choice of gold or silver.



Maureen had worn out her costume jewellery collar which we remade in 9 carat gold.



Jim had a very old doublet garnet stone that he had set in a pendant for his niece to celebrate her birthday and HSC results.



Heather had her South Sea pearl strand shortened and then came up with the clever idea of using her leftover pearls to be made into a beautiful flower shaped enhancer.



Heather's newest clip-on earrings she added to her collection. 18 carat white gold setting with a pear shaped green sapphire teamed with a pair of round yellow sapphires and two keshi pearls, topped with little diamonds as an elegant finishing touch.



Our friend Heather wanted to add to her growing collection of clip-on earrings that are all handmade by Dave. She wanted a "tutti frutti" design with South Sea keshi pearls and we did just that by having amethyst, peridot, citrine, rhodolite garnets and of course just a whole lot of diamond sparkle.



Choose from our large range of 18 carat earrings to enhance your Broken Bay pearls.



Choose your Broken Bay pearls and the earring style for your very own locally grown pearl earrings.



Yvonne handpicked her Broken Bay pearls as well as these lovely rose gold huggies to create her gorgeous new earrings.

Tori fell in love with the white pink shade of Broken Bay pearls and had them made into rose gold thread through earrings.





Bob had an oval pendant handmade with a personal message for his wife with one of our local Broken Bay pearls dangling on top. Handmade by Madeleine



Peter came to us wanting a bar pendant engraved with the letter "R" for his wife and enhanced with a Broken Bay pearl on the top.



To celebrate 30 years of marriage, Rick wanted to have something really special created. Being 30 years, which is symbolised by pearl, he chose a blue Broken Bay pearl and added sapphires and diamonds from his wife's rings on the shoulders of the band. The inside is engraved with a personal message.



Ann wanted to give something special to her daughter using family rose gold and our local Broken Bay pearls. She designed this matching pendant and earrings on Counter Sketch with Julie.

Annette wanted a ring to match her strand of pearls. We found the perfect one in our collection of Broken Bay pearls. Designing in tandem with Julie, the perfect ring was created.



OUR SERVICES

- custom design
-
- jewellery repairs
-
- jewellery remodelling
-
- valuations
-
- manufacturing jeweller
-
- jewellery cleaning
-
- pearl re-threading-
-
- specialist engraving
-
- buy now pay later
-
- finance available
-
- gift cards
-
- layby

Seaspray
2019

graphic designer
VICTORIA MEALOR