

WARNING! FLAMMABLE! EYE IRRITANT! SKIN IRRITANT!

FOR YOUR SAFETY & THE SAFETY OF OTHERS

TAKE YOUR TIME TO READ THESE INSTRUCTIONS

Like all fire and fireplace systems, it's important to run through regular safety checks. Please take the time to familiarize yourself with the safety procedures associated with using your TerraFlame Bioethanol Burner.

- ✓ Only use TerraFlame Bio-E fuel for optimal performance and safety
- ✓ Always fill the burner with a minimum of 1 liter of fuel
- ✓ Do not overfill the burner
- ✓ Never fill the burner when it is burning or hot
- ✓ Never leave a fire unattended
- ✓ Never leave children unsupervised
- ✓ Check that the burner is in good working condition and that nothing foreign has fallen into it
- ✓ Thoroughly clean your burner using alcohol wipes or warm soapy water and let dry
- ✓ Never remove the spark arrestor from the bottle
- ✓ Keep children, pets and flammable items away from open flames; the safe operating distance is 5 feet (60 inches) away from flammable or combustible items
- ✓ Store your TerraFlame products away from flame in a cool dry place

Keep this document handy and review instructions frequently; it's also available at terraflame.com/safety

SAFE OPERATING INSTRUCTIONS

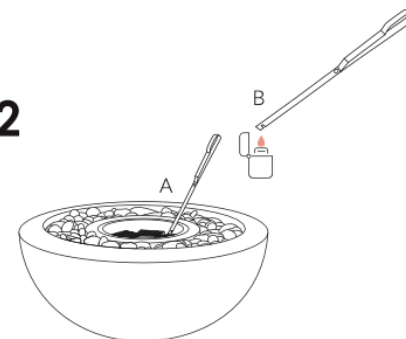
FOLLOW THE INSTRUCTIONS

1



Pour at least 1 liter of bioethanol fuel into the tank

2



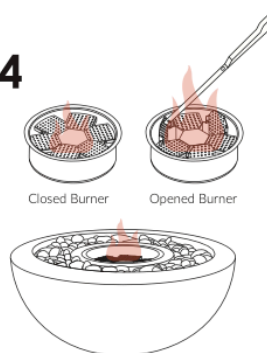
- A. Insert extended multitool into the burner to wet the end with bioethanol fuel
- B. Using a lighter, light the wet end of the multitool (away from the burner)

3



Insert the burning multitool into the burner to ignite

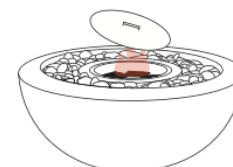
4



Adjust your flame by opening one or all three hinged grates

5

Enjoy Your Fire



Use the lid carefully to extinguish the fire

www.TerraFlame.com



@terraflamehome