



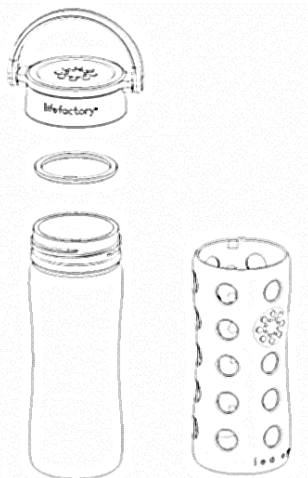
## CARE AND USE GUIDE

### 12oz, 16oz, 22oz GLASS HYDRATION BOTTLE

#### GENERAL CARE

- Before first use, and as soon as possible after each use, wash all parts with warm, soapy water. Rinse all parts thoroughly and allow time to dry.
- Contents should not be left in the container for longer than 24 hours. As soon as possible after each and every use, wash all parts with warm, soapy water. Rinse all parts thoroughly with clean water. Allow all parts to dry completely prior to next use or storage.
- DO NOT use abrasive cleaners or scrubbers since they may dull the finish.
- DO NOT use bleach or cleaners containing chlorine on any parts of the product.
- This product is top-rack dishwasher safe; however, hand washing is recommended as the dishwasher uses harsher detergents and hot water that may affect the appearance of your product.
- Residual liquids, foods, or other contents may become trapped between product components, such as lid parts, container parts, sleeve, gaskets (flexible band around lid and/or stopper), or straws (if present in the product). Although this product is top-rack dishwasher safe, hand washing is recommended to ensure that these parts of the product are thoroughly cleaned.
- Silicone bottle sleeve does not need to be removed. If you wish to remove the sleeve, it comes off best with warm soapy water. Replace silicone sleeve with warm soapy water. Use caution when taking the silicone sleeve off or replacing it as the glass may be slippery to handle when using warm soapy water.
- Volumetric measurements (if present) are approximations only.

#### TO USE



#### How to Replace Your Silicone Sleeve:

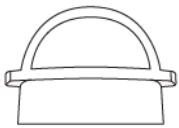
- Be Safe. Please ensure your glass bottle does not have cracks and is not shattered when removing from the sleeve. Safety is a priority, so if you cannot safely remove the sleeve, please throw the bottle and sleeve away.
- Remove the sleeve from the used bottle. Wash by hand with warm soapy water and lather up the glass bottle to remove the silicone sleeve.

- Prepare the new bottle. Use warm soapy water to clean the new glass bottle inside and out. Lather up the glass bottle to easily slip the silicone sleeve on.
- Slide the sleeve onto the new bottle. Ensure that both the bottle and sleeve are lathered with warm soapy water and slide the new sleeve onto the bottle.
- Rinse and Dry. Rinse off any residual soap from the bottle and let the bottle dully dry. Enjoy your new bottle.

**WARNING**

- DO NOT leave children unattended with this product.
- The silicone sleeve DOES NOT guarantee against breakage. If cracks or breaks appear in the glass, dispose of bottle immediately.
- Extreme temperature differences between glass and contents may cause cracking or breaking of glass.
- Always check glass for cracks or breakage before each use.
- DO NOT freeze or boil glass bottle.
- DO NOT use product in microwave, on stove top, or in any type of oven.
- The straw lid or the flip cap lid ARE NOT FOR USE WITH HOT LIQUIDS. The straw lid and flip cap lid are for cold liquids only. Hot liquids may burn or scald user. See following lid images to help determine which lid you have:


**CLASSIC CAP**



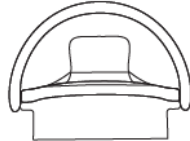
**PRESS-N-GO LID**



**STRAW LID**



**FLIP CAP**



NOT FOR HOT LIQUIDS

NOT FOR HOT LIQUIDS

- Always test temperature of contents before consuming.
- Use caution when consuming hot drinks in the glass bottle as the bottle will be hot to the touch (RISK OF BURNING). Run warm water in the bottle before adding hot liquid to temper the glass.
- DO NOT overfill the container: Leave space at top of container for lid, straw (if present), and stopper (if present), to avoid overflow.
- Check periodically to make sure any gasket (flexible band around lid and/or stopper) is present and properly positioned to prevent contents from passing through lid when lid is closed (if applicable to product). Missing, worn or misaligned gasket may cause product to leak.
- In general, contents should not be left in container for longer than 24 hours. However, the rate at which contents spoil depends on several factors. Certain contents that include, for example, dairy and/or tomato may start to spoil sooner. Proceed with caution when using the product with quick spoiling contents.
- If contents are left in container longer than 24 hours, or you suspect spoilage, use caution when opening container. Contents spoilage can cause pressure inside container to build, possibly leading to forceful ejection of lid or contents. In such circumstances, before attempting to open container, ENSURE THE OPENING IS POINTED AWAY FROM THE USER OR OTHER PERSONS TO AVOID INJURY.
- DO NOT use tools or devices to force container to open.
- If you are unable to open container by hand, do not open it and dispose of it at your local waste facility.
- DO NOT use to store or carry carbonated drinks or dry ice. This may cause lid/stopper and contents to eject forcefully or leak.

## **LIMITED WARRANTY**

Thermos L.L.C. warrants this product to be free from defects in material or workmanship for one year from date of purchase. This warranty does not cover ordinary wear and tear or color fading, or any condition affected by abuse, neglect, alteration, accident or improper use or maintenance.

We will, at our option, repair or replace any product component part that fails to conform to this warranty within 30 days after its receipt by our factory service department.

IN NO EVENT WILL THERMOS BE LIABLE FOR INCIDENTAL, CONSEQUENTIAL OR SPECIAL DAMAGES.

Some jurisdictions do not allow the exclusion of incidental, consequential, or special damages, so the preceding exclusion may not apply to you.

This is a factory guarantee.

Please do not return this product to the retailer.

Send defective unit or component along with written explanation of defect directly to:  
Thermos L.L.C. - Warranty Service  
355 Thermos Road  
Batesville, MS 38606, USA  
1-800-831-9242  
[www.lifefactory.com](http://www.lifefactory.com)

This warranty gives you specific legal rights and you may also have other rights, which vary from state to state or province to province.

THE FOREGOING WARRANTY IS EXCLUSIVE AND IN LIEU OF ALL OTHER WARRANTIES, REPRESENTATIONS OR CONDITIONS OF QUALITY AND PERFORMANCE, WHETHER WRITTEN, ORAL OR IMPLIED, INCLUDING ANY IMPLIED WARRANTIES OF MERCHANTABILITY OR FITNESS FOR A PARTICULAR PURPOSE. SUCH IMPLIED WARRANTIES, REPRESENTATIONS AND CONDITIONS ARE HEREBY DISCLAIMED. THE REMEDIES STATED HEREIN CONSTITUTE PURCHASER'S EXCLUSIVE REMEDIES AND THERMOS'S ENTIRE LIABILITY FOR ANY BREACH OF WARRANTY.

© 2018 Thermos L.L.C. All rights reserved.

LIFEFACTORY is a registered trademark of Thermos L.L.C. in the U.S. and other countries.