



iGAZERSR33HD-B Battery Powered Photo Eyes



OPERATING AND INSTALLATION INSTRUCTIONS

DESCRIPTION:

The iGAZERSR33HD-B is an infrared photo eye used for safety detection in automated gates. The RX photo eye is hard wired to the gate operator with 12/24 VAC/DC power. The TX photo eye is battery powered with 4 AAA 1.5 V batteries. The photo eyes are conveniently adjustable - horizontally ± 90 degrees and vertically ± 15 degrees. Due to the sealing gasket within the steel casing, the photo eye is resistant to the elements at an IP rating of 55.

ASSEMBLY INSTRUCTIONS

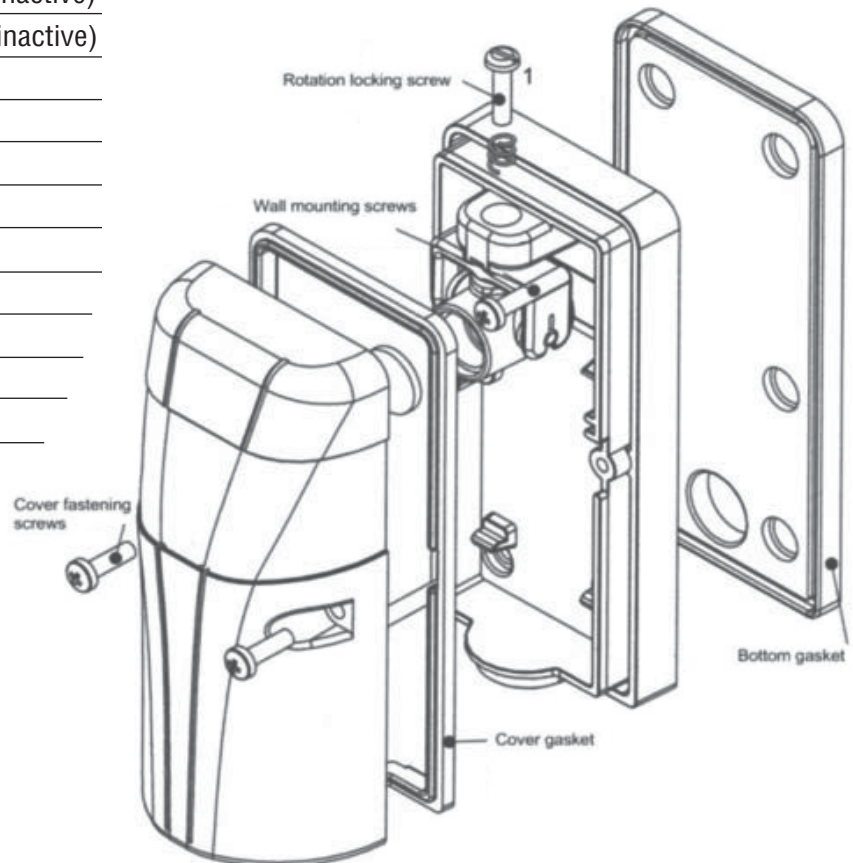
Attach the photo eyes approximately 15-24 inches from the ground, and at a maximum distance of 4 inches from the impact zone to the gate. The photo eyes should be placed close enough to the gate to detect any obstruction caused at the border of the impact area. In the case of swing gates, the 4 inch distance is to be measured with the door in the open position. It is recommended to install both the transmitting and receiving photo eye on the same axis.

TECHNICAL SPECIFICATIONS:

Power supply	12/24 VAC/DC
Operating Temperature	5° to 140°F
RC consumption	47 mA at 12 VAC; 35 mA (inactive) 22 mA at 12 VDC; 16 mA (inactive) 48 mA at 24 VAC; 36 mA (inactive) 24 mA at 24 VDC; 18 mA (inactive)
TX Battery Type	6V, 4AAA
Battery Life (Low power)	24 months
Battery Life (High power)	14 months
Range (Low)	26 feet
Range (High)	49 feet
Wave length	950 nm
Modulation	1.33 KHz
Current commutable by the relay	1 A at 24 V
Rating	IP 55
Load	33 feet

ATTENTION:

Transmitter Solutions is not responsible for wrong connections or damages to persons or things. The installation must be done by qualified people.

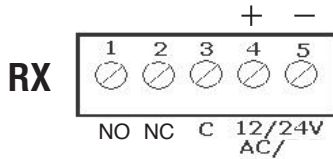


GASKET MOUNTING:

Make sure the rubber gasket is placed in the channel and is flush with the edge of the metal housing. It is important to ensure the gasket is in place on the back of the photo eye in order for the housing to be sealed correctly. Once the gaskets are in place, the housing can be secured with the screws provided.

RX CONNECTIONS

1. N.O. Relay contact
2. N.C. Relay contact
3. Common Relay contact
4. Power supply 12/24 VAC/DC -
5. Power supply 12/24 VAC/DC +



TX CONNECTIONS

1. Power supply 4 AAA Batteries

- J1** On transmitter switches between low and high power.
Increases range.
Decreases battery life.



J1 ON

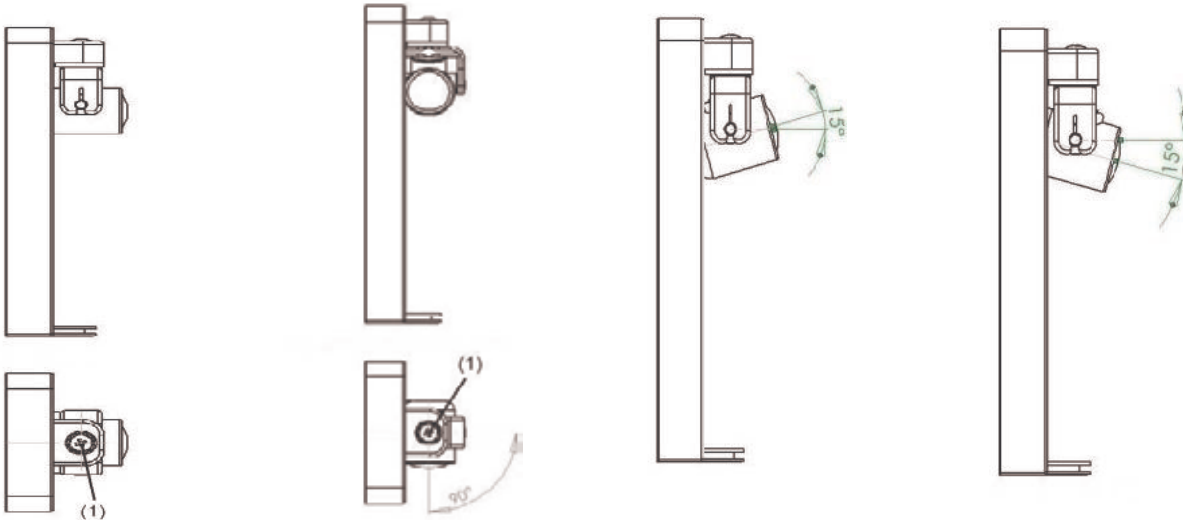
High Range 49 Feet
Battery Life 14 Months

J1 OFF

Low Range 26 Feet
Battery Life 24 Months

OPTICS ADJUSTMENTS:

The optical eye itself can be adjusted horizontally and vertically. The photo eye is connected by a ring nut with small teeth that allow fixed adjustments to be made. The vertical adjustment range is ± 15 degrees and the horizontal adjustment is ± 90 degrees. To make adjustments, loosen the screw that is on top of the photo eye to allow the eye to move freely. When finished adjusting, tighten the screw to hold the photo eye in place.



WARRANTY:

The warranty period of this Transmitter Solutions photo eye is 24 months. This warranty shall begin on the date the photo eye is manufactured. During the warranty period, the product will be repaired or replaced (at the sole discretion of Transmitter Solutions) if the product does not operate correctly due to a defective component. This warranty does not extend to (a) the product case, which can be damaged by conditions outside the control of Transmitter Solutions, or (b) battery life of the product. This warranty is further limited by the following disclaimer of warranty and liability:

EXCEPT AS SET FORTH ABOVE, TRANSMITTER SOLUTIONS MAKES NO WARRANTIES REGARDING THE GOODS, EXPRESS OR IMPLIED, INCLUDING WARRANTY OF MERCHANTABILITY OR WARRANTY OF FITNESS FOR A PARTICULAR PURPOSE. BUYER MAKES NO RELIANCE ON ANY REPRESENTATION OF TRANSMITTER SOLUTIONS, EXPRESS OR IMPLIED, WITH REGARD TO THE GOODS AND ACCEPTS THEM "AS-IS/WHERE-IS". TRANSMITTER SOLUTIONS SELLS THE GOODS TO BUYER ON CONDITION THAT TRANSMITTER SOLUTIONS WILL HAVE NO LIABILITY OF ANY KIND AS A RESULT OF THE SALE. BUYER AGREES THAT TRANSMITTER SOLUTIONS SHALL HAVE NO LIABILITY FOR DAMAGES OF ANY KIND, WHETHER DIRECT, INCIDENTAL OR CONSEQUENTIAL DAMAGES, INCLUDING INJURIES TO PERSONS OR PROPERTY, TO BUYER, ITS EMPLOYEES OR AGENTS, AS A RESULT OF THE SALE. BUYER ALSO AGREES TO HOLD TRANSMITTER SOLUTIONS HARMLESS FROM ANY CLAIMS BUYER, OR ANY THIRD PARTY, MAY HAVE AS A RESULT OF BUYER'S USE OR DISPOSAL OF THE GOODS. BUYER HAS READ THIS DISCLAIMER AND AGREES WITH ITS TERMS IN CONSIDERATION OF RECEIVING THE GOODS.



2480 South 3850 West, Suite B
Salt Lake City, UT 84120
(866) 975-0101 • (866) 975-0404 fax
www.transmittersolutions.com