


WELLS



AUTOPARTS

American Ignition Parts & Switches

ILLUSTRATED BUYER'S GUIDE



LOCAL SERVICE. WORLD-CLASS QUALITY.

Issue Date:	1st August 2008
Listings Index	Page 1
Warranty Policy and Conditions of Sale	Page 2
AMC, Buick, Cadillac, Chevrolet	Page 3
Chevrolet cont., Chevrolet/GMC Truck and Van	Page 4
Chevrolet/GMC Truck and Van cont., Chrysler	Page 5
Chrysler cont., Dodge Truck	Page 6
Dodge Truck cont., Ford	Page 7
Ford cont., Ford Truck	Page 8
Ford Truck	Page 9
Ford Truck cont., Jeep, Oldsmobile, Plymouth	Page 10
Pontiac, Studebaker	Page 11
Accell Distributor Parts, Mallory Distributor Parts	Page 12
Buyers Guide For Oil Pressure Sensors (Suitable For Vehicles Fitted With Gauge)	Page 13
Buyers Guide for Vacuum Advance Units	
Buyers Guide For Oil Pressure Switches (Suitable For Vehicles Fitted With Light)	Page 14
Buyers Guide For Temperature Sensors (Suitable For Vehicles Fitted With Gauge)	Page 15
Buyers Guide For Temperature Switches (Suitable For Vehicles Fitted With Light)	
Compatibility Chart for Caps to Rotors	Page 16
Illustrations	Page 17-31
Notes	Page 32

Toll Free Fax: 0800-4-CDL PARTS
(Orders Only) 0800-4-235-72787

Telephone: (09) 262-1417
Facsimile: (09) 262-1441

Street Address: 9a Earl Richardson Ave
Manukau City 2104

Postal Address: P O Box 97-146
Manukau City 2241

Email: sales@cldautoparts.co.nz

Website: www.cldautoparts.co.nz

ORIGINAL EQUIPMENT QUALITY

All Wells products are designed and manufactured to meet or exceed the original equipment manufacturers performance standards for the products they replace.

WARRANTY POLICY

Wells ignition modules are all factory tested prior to shipment and are guaranteed for 12 months or 20,000km (whichever occurs first) against faulty manufacture. CDL Autoparts Ltd are in the possession of a "Wells" factory module test unit. If a module is suspected of being faulty it must be returned to CDL Autoparts Ltd with proof of purchase details, where it will be tested. In the event that the module has been fitted by a qualified repairer to the correct type of vehicle and is found to be faulty, CDL Autoparts Ltd will supply a replacement free of charge.

In the event of any disputes the module will be returned to the manufacturer for evaluation, their decision will be final.

CDL Autoparts Ltd and their suppliers are the sole adjudicators on warranty claims, placement of an order is deemed to be acceptance of the conditions of sale and warranty.

Quality Standards:

All Wells Manufacturing facilities are certified to ISO 9001 and are registered with Entela Quality System Registration Division. CDL Autoparts Ltd is ISO Accredited ISO 9001 : 2000 and are registered with Telarc SAI in New Zealand.

Credits: Credit of items supplied as ordered by the customer will be at the discretion of CDL Autoparts Ltd.

Freight: Freight charges on returned goods will be borne by the customer and will be considered upon finalisation of the claim.

New Zealand Consumer Guarantees Act 1993:

Where the customer is a business as defined by the Act, the Consumer Guarantees Act 1993 does not apply.

Disclaimer: All care has been exercised in the research and production of this catalogue. This catalogue is designed to primarily suit an American vehicle market. Used import vehicle applications can vary from New Zealand New specifications, therefore, due to vehicle production changes and supersessions no responsibility is accepted by CDL Autoparts Ltd for the accuracy of any information contained herein.

Copyright Notice:

© CDL Autoparts Ltd AK/114761- CDL Autoparts Ltd is the owner of Copyright in this catalogue. This catalogue must not be reproduced in whole or in part without written authorisation from CDL Autoparts Ltd AK/114761.

WELLS CATALOGUE

AMC								
MODEL	YEAR	ENGINE SIZE	CAP	ROTOR	CONTACTS		CONDENSOR	COIL
All Models - V8 Delco - Distributor	1957-1959	V8	DR976	DR969	DR1075MV		U1511	C819
All Models - V8 Autolite - Distributor	1960-1965	V8	AL950	AL937	AL1044MV		AL1531	C819
All Models - V8 Delco - Distributor	1966-1974	V8	DR976	DR969	DR1075MV		U1505	C819
BUICK 6 CYLINDER - CONVENTIONAL								
MODEL	YEAR	ENGINE SIZE	CAP	ROTOR	CONTACTS		CONDENSOR	COIL
All Models	1962-1967	6 Cylinder	DR994	DR959	DR1075MV		U1505	C819
All Models	1968-1974	6 Cylinder	DR998	DR961	DR1077MV		U1515	C819
BUICK 8 CYLINDER - CONVENTIONAL								
MODEL	YEAR	ENGINE SIZE	CAP	ROTOR	CONTACTS		CONDENSOR	COIL
All Models	1937-1953	V8	DR928	DR905	DR1074MV		U1505	C809
All Models	1954-1956	V8	DR972		DR1060MV		U1505	C809
All Models	1957-1973	V8	DR976	DR969	DR1075MV		U1511	C819
All Models	1974-1975	V8	DR976	DR969	DR1080MV		N/A	C819
CADILLAC 8 CYLINDER - CONVENTIONAL								
MODEL	YEAR	ENGINE SIZE	CAP	ROTOR	CONTACTS		CONDENSOR	COIL
All Models	1940-1948	V8	DR928	DR905	DR1060MV		U1505	C809
All Models	1949-1955	V8	DR928	DR905	DR1074MV		U1505	C809
All Models	1956-1973	V8	DR976	DR969	DR1075MV		U1511	C819
CHEVROLET 4 CYLINDER - CONVENTIONAL								
MODEL	YEAR	ENGINE SIZE	CAP	ROTOR	POINTS		CONDENSOR	COIL
All Models - (excl. 122")	1962-1974	All Engines	DR996	DR961	DR1077MV		U1515	C819
CHEVROLET 6 CYLINDER - CONVENTIONAL								
MODEL	YEAR	ENGINE SIZE	CAP	ROTOR	POINTS		CONDENSOR	COIL
All Models	1939-1940	All Engines	DR944	DR937	DR1049MV		U1505	-
All Models	1941-1947	All Engines	DR944	DR937	-		U1505	C809
All Models	1948-1952	All Engines	DR944	DR937	DR1049MV		U1505	C809
All Models - excl. Conair	1953-1954	All Engines	DR944	DR945	DR1050MV		U1505	-
All Models - excl. Conair	1955-1961	All Engines	DR974	DR945	DR1050MV		U1505	C819
All Models	1962	235 CID	DR974	DR945	DR1050MV		U1505	C819
All Models	1962	194 CID	DR998	DR961	DR1077MV		U1515	C819
All Models	1963-1974	All Engines	DR998	DR961	DR1077MV		U1515	C819
CHEVROLET 6 CYLINDER - ELECTRONIC								
MODEL	YEAR	ENGINE SIZE	CAP	ROTOR	CONTROL MODULE	PICK UP COIL		COIL
All Models	1975-1977	250"	DR902	DR973	CM680A	DR104	U517	C835
All Models	1978-1979	250"	DR914	DR971	CM680A	DR104	U517	C834
All Models excl. Canada	1982-1984	2.8Ltr (173")	DR926	DR917	CM687A	DR131	NR	C835
All Models - Canada only	1982-1984	2.8Ltr (173")	DR926	DR917	CM683A	DR130	NR	C835
All Models excl. Canada	1985-1986	2.8Ltr (173")	DR926	DR917	CM687A	DR131	NR	C846
All Models - Canada only	1985-1986	2.8Ltr (173")	DR926	DR917	CM683A	DR130	NR	C846
Camaro	1985-1992	2.8Ltr - 3.1Ltr	DR936	DR923	CM688A	DR132	NR	C846
All Models excl. Camaro and Caprice - Distributorless	1987-2003	2.8Ltr - 3.4Ltr	NR	NR	DR145	NR	NR	C849 (3 Req.)
Camaro - Distributorless	1993-1995	3.4Ltr (207")	NR	NR	DR145	NR	NR	C849 (3 Req.)
All Models	1979-1980	3.8Ltr (231")	DR914	DR971	CM680A	DR108	U518	C833
All Models excl. Canada	1981-1986	3.8Ltr (231")	DR914	DR971	CM685A	DR113	U518	C833
All Models excl. Canada	1981-1986	3.8Ltr (229")	DR914	DR971	CM685A	DR115	U524	C834
All Models - Canada only	1981-1987	3.8Ltr (231")	DR914	DR971	CM680A	DR108	U518	C833
All Models excl. Camaro and Caprice - Distributorless	1998-2003	3.8Ltr (231")	NR	NR	DR158	NR	NR	C849 (3 Req.)
Camaro - Distributorless	1995-2003	3.8Ltr (231")	NR	NR	DR158	NR	NR	C849 (3 Req.)
Caprice	1985	4.3Ltr (262")	DR936	DR923	CM688A	DR132	NR	C846
Caprice	1986-1990	4.3Ltr (262")	DR936	DR923	CM689A	DR132	NR	C846
Caprice	1992-1993	4.3Ltr (262")	DR936	DR923	CM682A	DR132	NR	C846

WELLS CATALOGUE

CHEVROLET 8 CYLINDER - CONVENTIONAL								
MODEL	YEAR	ENGINE SIZE	CAP	ROTOR	POINTS		CONDENSOR	COIL
All Models	1955-1956	All Engines	DR972	DR949	DR1060MV		U1505	C819
All Models with dual 4 BBL carb.	1957-1959	All Engines	DR972	DR949	DR1074MV		U1505	C819
All Models	1957-1973	283" - 402"	DR976	DR969	DR1075MV		U1511	C819
All Models	1966-1973	427" - 454"	DR976	DR969	DR1078HP		U1511	C819
All Models	1974	All Engines	DR976	DR969	DR1080MV		-	C819
CHEVROLET 8 CYLINDER - ELECTRONIC								
MODEL	YEAR	ENGINE SIZE	CAP	ROTOR	CONTROL MODULE	PICK UP COIL		COIL
All Models	1974-1979	All Engines	DR906	DR971	CM680A	DR106	U517	C834
All Models (Canada export only)	1980-1987	All Engines	DR906	DR971	CM680A	DR106	U518	C834
All Models - excl. Corvette	1980-1986	All Engines	DR906	DR971	CM685A	DR117	U518	C834
Caprice	1987-1990	305 CID	DR942	DR901	CM689A	DR132	-	C846
Caprice	1987-1990	307 CID	DR906	DR971	CM685A	DR110	U518	C833
Caprice	1987-1990	350 CID	DR942	DR901	CM689A	DR132	-	C846
Caprice	1991-1993	All Engines	DR942	DR901	CM688A	DR132	DR142	C846
Caprice	1994-1995	All Engines	DR2026 Cap/Rotor Kit Only		DR174	NA	-	C846
Caprice	1996	All Engines	DR2026 Cap/Rotor Kit Only		DR178	NA	-	C1098
Camaro	1987-1989	All Engines	DR942	DR901	CM689A	DR132	-	C846
Camaro	1990-1992	All Engines	DR942	DR901	CM682A	DR132	DR142	C846
Camaro	1993	All Engines	DR2026 Cap/Rotor Kit Only		DR154	NA	-	C846
Camaro	1994-1995	All Engines	DR2026 Cap/Rotor Kit Only		DR174	NA	-	C846
Camaro	1996-1997	All Engines	DR2026 Cap/Rotor Kit Only		DR178	NA	-	C1098
Camaro - Distributorless	1998-2002	350 CID 5.7Ltr	NR	NR	NR	NR	NR	C1144 (8 Req.)
Corvette	1981-1984	All Engines	DR906	DR971	CM685A	DR110	U518	C833
Corvette	1985-1991	All Engines	DR920	DR971	CM685A	DR110	U518	C833
Corvette - excl. Distributorless	1992-1993	All Engines	DR2026 Cap/Rotor Kit Only		DR154	NA	-	C846
Corvette - excl. Distributorless	1994-1995	All Engines	DR2026 Cap/Rotor Kit Only		DR174	NA	-	C846
Corvette - excl. Distributorless	1996	All Engines	DR2026 Cap/Rotor Kit Only		DR178	NA	-	C1098
Corvette ZR1 - Distributorless	1990-1995	350 CID 5.7Ltr	-	-	DR187	NA	-	C849 (4 Req.)
Corvette - Distributorless	1997-2003	350 CID 5.7Ltr	-	-	-	NA	-	C1144 (8 Req.)
CHEVROLET/GMC TRUCK AND VAN 6 CYLINDER - CONVENTIONAL								
MODEL	YEAR	ENGINE SIZE	CAP	ROTOR	POINTS		CONDENSOR	COIL
All Models	1947-1948	All Engines	DR944	DR937	DR1049MV		U1505	C809
All Models	1949-1953	All Engines	DR944	DR937	DR1049MV		U1505	C809
All Models	1953-1955	All Engines	DR974	DR945	DR1050MV		U1505	C809
All Models	1956-1962	All Engines	DR974	DR945	DR1050MV		U1505	C819
All Models	1963-1974	All Engines	DR998	DR961	DR1077MV		U1515	C819
CHEVROLET/GMC TRUCK AND VAN 6 CYLINDER - ELECTRONIC								
MODEL	YEAR	ENGINE SIZE	CAP	ROTOR	CONTROL MODULE	PICK UP COIL		COIL
All Models	1975-1977	All Engines	DR902	DR973	CM680A	DR104	U517	C835
All Models - excl. California	1982-1984	2.8Ltr (173")	DR926	DR917	CM683A	DR130	-	C835
All Models - California	1982-1984	2.8Ltr (173")	DR926	DR917	CM687A	DR131	-	C835
All Models	1985-1991	2.8Ltr (173")	DR926	DR917	CM687A	DR131	-	C846
All Models	1992-1995	2.8Ltr (173")	DR926	DR931	CM687A	DR131	-	C846
All Models	1992-1995	3.1Ltr (191")	DR926	DR931	CM687A	DR131	-	C846
All Models - Distributorless	1996-2003	3.4Ltr (207")	NR	NR	DR145	-	-	C849 (3 Req.)
All Models	1978-1979	3.8Ltr (231")	DR914	DR971	CM680A	DR104	U517	C833
All Models - excl. California	1980-1984	3.8Ltr (231")	DR914	DR971	CM680A	DR104	U518	C833
...continued next page								

WELLS CATALOGUE

CHEVROLET/GMC TRUCK AND VAN 6 CYLINDER - ELECTRONIC cont...

MODEL	YEAR	ENGINE SIZE	CAP	ROTOR	CONTROL MODULE	PICK UP COIL		COIL
All Models - California	1980-1984	3.8Ltr (231")	DR914	DR971	CM685A	DR113	U518	C833
All Models - Distributorless	1992-1995	3.8Ltr (231")	-	-	DR158	-	-	C849 (3 Req.)
All Models	1978-1979	4.1Ltr (250")	DR914	DR971	CM680A	DR104	U517	C834
All Models	1980-1982	4.1Ltr (250")	DR914	DR971	CM680A	DR104	U518	C834
All Models - excl. California	1983-1984	4.1Ltr (250")	DR914	DR971	CM680A	DR104	U518	C834
All Models - excl. California	1985-1986	4.1Ltr (250")	DR914	DR971	CM684A	DR177	U518	C834
All Models - California	1983-1986	4.1Ltr (250")	DR914	DR971	CM685A	DR111	U518	C834
All Models - excl. California	1983-1984	4.3Ltr (262")	DR914	DR971	CM680A	DR104	U518	C834
All Models - excl. California	1985-1986	4.3Ltr (262")	DR914	DR971	CM684A	DR177	U518	C834
All Models - California	1983-1986	4.3Ltr (262")	DR914	DR971	CM685A	DR111	U518	C834
All Models - excl. Distr. # 1103951	1987-1995	4.3Ltr (262")	DR936	DR923	CM689A	DR132	NR	C846
All Models - Distr. # 1103951	1992-1995	4.3Ltr (262")	DR936	DR923	CM688A	DR132	NR	C846
All Models	1996-2003	4.3Ltr (262")	DR978	DR975	DR178	DR188 (Note 1)	NR	C1098
All Models	1978-1979	4.8Ltr (292")	DR914	DR971	CM680A	DR104	U517	C833
All Models	1980-1981	4.8Ltr (292")	DR914	DR971	CM680A	DR104	U518	C833
All Models	1982-1987	4.8Ltr (292")	DR914	DR971	CM680A	DR104	U518	C834

CHEVROLET/GMC TRUCK AND VAN 8 CYLINDER - CONVENTIONAL

MODEL	YEAR	ENGINE SIZE	CAP	ROTOR	POINTS		CONDENSOR	COIL
All Models - with Distr. # 1110847	1955-1956	All Engines	DR972	DR949	NA		U1505	C809
All Models - excl. Distr. # 1110847	1955	All Engines	DR976	DR969	DR1075MV		U1511	C809
All Models	1956-1973	All Engines	DR976	DR969	DR1075MV		U1511	C819
All Models	1974	All Engines	DR976	DR969	DR1080MV		NR	C819

CHEVROLET/GMC TRUCK AND VAN 8 CYLINDER - ELECTRONIC

MODEL	YEAR	ENGINE SIZE	CAP	ROTOR	CONTROL MODULE	PICK UP COIL		COIL
All Models	1974-1979	All Engines	DR906	DR971	CM680A	DR106	U517	C834
All Models - excl. California	1980-1986	5.0Ltr (305F)	DR906	DR971	CM680A	DR106	U518	C834
All Models - California	1980-1986	5.0Ltr (305F)	DR906	DR971	CM685A	DR117	U518	C834
All Models	1981-1986	5.0Ltr (305H)	DR906	DR971	CM684A	DR118	U518	C834
All Models	1987-1991	5.0Ltr (305")	DR942	DR901	CM689A	DR132	NR	C846
All Models	1980-1982	5.7Ltr (350")	DR906	DR971	CM680A	DR106	U518	C834
All Models - excl. California	1983-1986	5.7Ltr (350")	DR906	DR971	CM680A	DR106	U518	C834
All Models - California	1983-1986	5.7Ltr (350")	DR906	DR971	CM685A	DR117	U518	C834
All Models	1987-1991	5.7Ltr (350")	DR942	DR901	CM689A	DR132	NR	C846
All Models	1980-1986	7.4Ltr (454")	DR906	DR971	CM680A	DR106	U518	C834
All Models	1987-1991	7.4Ltr (454")	DR942	DR901	CM689A	DR132		C846
All Models	1992-1995	All Engines	DR942	DR901	CM688A	DR132		C846
All Models	1996-2002	All Engines	DR980	DR975	DR178	DR188 (Note 1)	NR	C1098
All Models - Distributorless	1999-2003	All Engines	NR	NR	NR	NR	Mitsi Coil	C1208 (8 Req)
All Models - Distributorless	1999-2003	All Engines	NR	NR	NR	NR	Delphi Coil	C1251 (8 Req)

CHRYSLER 6 CYLINDER - CONVENTIONAL

MODEL	YEAR	ENGINE SIZE	CAP	ROTOR	POINTS		CONDENSOR	COIL
All Models	1946-1948	All Engines	AL930	AL923	AL1037MV		AL1531	C809
All Models with IAP distributor	1949-1950	All Engines	NA	AL923	AL1037MV		AL1531	C809
All Models with IAT distributor	1950-1952	All Engines	AL952	AL933	AL1038MV		AL1531	C809
All Models	1953-1954	All Engines	AL952	AL933	AL1038MV		AL1531	C809

Note 1 = DR188 is a combined pick up coil and camshaft position sensor

WELLS CATALOGUE

CHRYSLER 6 CYLINDER - ELECTRONIC								
MODEL	YEAR	ENGINE SIZE	CAP	ROTOR	CONTROL MODULE	PICK UP COIL		COIL
All Models	1995-1998	2.5Ltr (152/153")	CR930	CR929	NA	NA		NA
All Models	1988-1989	3.0Ltr (181")	CR918	CR921	CR128	CR128		C838
All Models	1990-1995	3.0Ltr (181")	CR918	CR921	CR128	CR128		C872
All Models - Distributorless	1990-1997	3.3Ltr - 3.8Ltr (201" - 229")	NR	NR	NR	NR		C881
All Models with elec. throttle control	1978	3.7Ltr (225")	CR904AK	CR903	CM648C	CR103		C819
All Models without elec. throttle control	1978	3.7Ltr (225")	CR904AK	CR903	CR114	CR103		C819
All Models - excl. lean burn	1979	3.7Ltr (225")	CR904AK	CR903	CM648C	CR103		C838
All Models - with lean burn	1979	3.7Ltr (225")	CR904AK	CR903	-	CR106		C838
All Models	1980	3.7Ltr (225")	CR904AK	CR903	CR109	CR103		C838
All Models with Dist. # 4145717, 718, 612, 613, 954, 955	1981-1983	3.7Ltr (225")	CR904AK	CR903	CR109	CR118		C838
All Models with Dist. # 4145751, 752	1981-1983	3.7Ltr (225")	CR904AK	CR903	CR109	CR117		C838
CHRYSLER 8 CYLINDER - CONVENTIONAL								
MODEL	YEAR	ENGINE SIZE	CAP	ROTOR	POINTS		CONDENSOR	COIL
All Models - excl. Imperial	1946-1955	All Engines	NA	NA	NA		AL1531	C809
Imperial	1953-1955	All Engines	NA	NA	NA		AL1531	LU800
All Models	1956	All Engines	AL950	AL937	NA		AL1531	C819
All Models	1957-1958	All Engines	AL950	AL937	AL1041MV		AL1531	C819
All Models - with IBP Distributor	1959-1965	All Engines	AL950	AL937	AL1044MV		AL1531	C819
All Models - with dual contacts	1959-1965	All Engines	AL950	AL937	AL1023MV (2 Req.)		AL1531	C819
All Models - with Chrysler Distributor	1959-1972	All Engines	CR902	CR903	CR1011MV		AL1531	C819
CHRYSLER 8 CYLINDER - ELECTRONIC								
MODEL	YEAR	ENGINE SIZE	CAP	ROTOR	CONTROL MODULE	PICK UP COIL		COIL
All Models	1972-1974	All Engines	CR902	CR903	CM648C	CR104		C819
All Models	1975	All Engines	CR902	CR903	CR114	CR104		C819
All Models without lean burn	1976-1977	All Engines	CR902	CR903	CM648C	CR104		C819
All Models with lean burn	1976-1977	318" - 360"	CR902	CR903	NA	NA		C819
All Models with lean burn	1976-1977	400" - 440"	CR902	CR903	NA	CR140		C819
All Models with lean burn	1978	318" - 360"	CR902	CR903	NA	CR106		C819
All Models with lean burn	1978	400" - 440"	CR902	CR903	NA	CR111		C819
All Models with elec. throttle control without leanburn	1978	All Engines	CR902	CR903	CR114	CR104		C819
All Models without elec. throttle control without lean burn	1978	All Engines	CR902	CR903	CM648C	CR104		C819
All Models with lean burn	1979-1980	All Engines	CR902	CR903	NA	CR106		C838
All Models without lean burn	1979-1980	All Engines	CR902	CR903	CR109	CR104		C838
All Models with single pick up	1981-1989	All Engines	CR902	CR903	CR109	CR106		C838
All Models with dual pick up	1981-1989	All Engines	CR902	CR903	CR109	CR117		C838
DODGE TRUCK 6 CYLINDER - CONVENTIONAL								
MODEL	YEAR	ENGINE SIZE	CAP	ROTOR	POINTS		CONDENSOR	COIL
All Models	1964-1973	3.2 Ltr (198")	CR904	CR903	CR1011MV		AL1531	C819
All Models	1964-1973	3.7 Ltr (225")	CR904	CR903	CR1011MV		AL1531	C819
DODGE TRUCK 6 CYLINDER - ELECTRONIC								
MODEL	YEAR	ENGINE SIZE	CAP	ROTOR	CONTROL MODULE	PICK UP COIL		COIL
All Models - with elec. throttle control	1973-1978	3.7 Ltr (225")	CR904	CR903	CR114	CR103		C819
All Models - without elec. throttle control	1979	3.7 Ltr (225")	CR904	CR903	CM648C	CR103		C838
All Models - with elec. throttle control	1979	3.7 Ltr (225")	CR904	CR903	CR114	CR103		C838
All Models - with single pickup dist # 4091490	1980-1987	3.7 Ltr (225")	CR904	CR903	CR109	CR123		C838
All Models - with single pickup dist # 4145751	1980-1987	3.7 Ltr (225")	CR904	CR903	CR109	CR103		C838
All Models - with dual pickup	1980-1987	3.7 Ltr (225")	CR904	CR903	CR109	CR117		C838
B/D Series	1988-1991	3.9 Ltr (239")	CR904	CR923	NA	CR124		C838
B/D Series	1992-1997	3.9 Ltr (239")	F996	F999	NA	CR141		C932
B/D Series	1998-2000	3.9 Ltr (239")	F996	F999	NA	CR150		C1176
Dakota	1988-1991	3.9 Ltr (239")	CR904	CR923	NA	CR124		C838
Dakota	1992-1997	3.9 Ltr (239")	F996	F999	NA	CR141		C932
Dakota	1998-2000	3.9 Ltr (239")	F996	F999	NA	CR150		C1176
Ram	1994-1997	3.9 Ltr (239")	F996	F999	NA	CR141		C932
Ram	1998-2001	3.9 Ltr (239")	F996	F999	NA	CR150		C1176

WELLS CATALOGUE

DODGE TRUCK 8 CYLINDER - CONVENTIONAL

MODEL	YEAR	ENGINE SIZE	CAP	ROTOR	POINTS	CONDENSOR	COIL
All Models	1964-1973	All Engines	CR902	CR903	CR1011MV	AL1531	C819

DODGE TRUCK 8 CYLINDER - ELECTRONIC

MODEL	YEAR	ENGINE SIZE	CAP	ROTOR	CONTROL MODULE	PICK UP COIL	COIL
All Models - with elec. throttle control	1974-1978	All Engines	CR902	CR903	CR114	CR104	C819
All Models - without elec. throttle control	1979	All Engines	CR902	CR903	CM648C	CR104	C838
All Models - with elec. throttle control	1979	All Engines	CR902	CR903	CR114	CR104	C838
All Models - with single pickup excl dist # 4091162	1980-1989	All Engines	CR902	CR903	CR109	CR104	C838
All Models - with single pickup dist # 4091162	1980-1989	All Engines	CR902	CR903	CR109	CR106	C838
All Models - with dual pickup	1980-1989	All Engines	CR902	CR903	CR109	CR118	C838
B/D Series	1990-1991	All Engines	CR902	CR923	NA	CR124	C838
B/D Series	1992-1997	All Engines	CR924	F999	NA	CR141	C932
B/D Series	1998-2000	All Engines	CR924	F999	NA	CR150	C1176
Dakota	1990-1991	All Engines	CR902	CR923	NA	CR124	C838
Durango	1998-2000	All Engines	CR924	F999	NA	CR150	C1176
Ram	1994-1997	All Engines	CR924	F999	NA	CR141	C932
Ram	1998-2001	All Engines	CR924	F999	NA	CR150	C1176

DODGE TRUCK 10 CYLINDER - ELECTRONIC

MODEL	YEAR	ENGINE SIZE	CAP	ROTOR	CONTROL MODULE	PICK UP COIL	COIL
Ram - with 4 plug coil - Distributorless	1994-1996	8.0 Ltr (488")	NR	NR	CR145		C937
Ram - with 4 plug coil - Distributorless	1997-2000	8.0 Ltr (488")	NR	NR	NA		C1136
Ram - with 6 plug coil - Distributorless	1994-1996	8.0 Ltr (488")	NR	NR	CR145		C938

FORD 4 CYLINDER - CONVENTIONAL

MODEL	YEAR	ENGINE SIZE	CAP	ROTOR	POINTS	CONDENSOR	COIL
Pinto	1971-1973	1.6Ltr	F940	F943	F1094MV	LU509	C819
Pinto	1971-1973	2.0Ltr	RB912	RB915	RB18	RB513	C819
Pinto, Mustang	1974	2.0Ltr	RB912	RB915	RB18	RB522	C819
Pinto, Mustang	1974	2.3Ltr	F942	F947	F1096MV	F1578	C819

FORD 6 CYLINDER - CONVENTIONAL

MODEL	YEAR	ENGINE SIZE	CAP	ROTOR	POINTS	CONDENSOR	COIL
All Models	1948-1955	All Engines	F922	F923	F1090MV	F1591	C809
All Models	1956-1965	All Engines	F922	F923	F1090MV	F1591	C819
All Models - without TEC	1966-1967	All Engines	F922	F923	F1090MV	F1591	C819
All Models - with TEC	1966-1967	All Engines	F922	F939	F1090MV	F1598	C819
All Models	1968-1974	All Engines	F922	F939	F1090MV	F1598	C819

FORD 6 CYLINDER - ELECTRONIC

MODEL	YEAR	ENGINE SIZE	CAP	ROTOR	CONTROL MODULE	PICK UP COIL	CONDENSOR	COIL
All Models	1974	All Engines	F922	F939	CM694F	F107	F104	C819
All Models	1975-1976	169"	F948	F949	CM692F	F132	F106	C832
All Models - excl. Bosch distributor	1977-1979	169"	F952	F953	CM692F	F132	F106	C832
All Models - excl. California and special high output	1988-1990	3.0Ltr (182")	F980	F983	CM690F	F122	-	C839
California - excl. special high output	1988-1990	3.0Ltr (182")	F980	F983	F152	F122	-	C839
All Models - excl. special high output	1990-1995	3.0Ltr (182")	F980	F983	F152	F122	-	C839
California with special high output	1989	3.0Ltr (182")	F980	F983	F152	-	-	C931
All Models - with special high output excl. California - Distributorless	1989	3.0Ltr (182")	NA	NA	F136	-	NA	C931
All Models with special high output - Distributorless	1990-1995	3.0Ltr (182")	NA	NA	F147	-	NA	C931
All Models - Distributorless	1996	3.0Ltr (182")	NA	NA	NA	-	NA	C901
All Models (SOHC) - Distributorless	1997	3.0Ltr (182")	NA	NA	NA	-	NA	C901
All Models - Distributorless	1998	3.0Ltr (182")	NA	NA	F152	-	NA	C901
All Models (DOHC) - Distributorless	1997-1998	3.0Ltr (182")	NA	NA	NA	-	NA	C901
All Models	1975-1976	3.3Ltr (200")	F948	F939	CM692F	F108	F106	C832
All Models	1977-1983	3.3Ltr (200")	F952	F953	CM692F	F108	F106	C832
All Models - with round coil/without EECIV	1982-1986	3.8Ltr (232")	F952	F953	CM692F	F107	F104	C832
All Models - with square coil/without EECIV	1982-1986	3.8Ltr (232")	F952	F953	CM692F	F107	F104	C839

continued next page...

WELLS CATALOGUE

FORD 6 CYLINDER - ELECTRONIC cont...

MODEL	YEAR	ENGINE SIZE	CAP	ROTOR	CONTROL MODULE	PICK UP COIL		COIL
All Models - with round coil & bolt on rotor with EECIV	1984-1987	3.8Ltr (232")	F980	F967	CM690F	F122	NA	C832
All Models - with square coil & bolt on rotor with EECIV	1984-1987	3.8Ltr (232")	F980	F967	CM690F	F122	NA	C839
All Models - with round coil & push on rotor with EECIV	1984-1987	3.8Ltr (232")	F980	F983	CM690F	F122	NA	C832
All Models - with square coil & push on Rotor with EECIV	1984-1987	3.8Ltr (232")	F980	F983	CM690F	F122	NA	C839
All Models - excl. distributorless	1988-1990	3.8Ltr (232")	F980	F983	F125	F123	NA	C839
All Models - excl. distributorless	1991-1995	3.8Ltr (232")	F980	F983	F139	F123	NA	C839
All Models - distributorless	1989-1990	3.8Ltr (232")	NR	NR	F136		NA	C901
All Models - distributorless	1991-1993	3.8Ltr (232")	NR	NR	F147		NA	C901
All Models - distributorless	1994-1995	3.8Ltr (232")	NR	NR	F159		NA	C901
All Models - California - Distributorless	1996-1998	3.8Ltr (232")	NR	NR	F159		NA	C901
All Models - excl. California - Distributorless	1996-1998	3.8Ltr (232")	NR	NR	F139		NA	C901

FORD 8 CYLINDER - CONVENTIONAL

MODEL	YEAR	ENGINE SIZE	CAP	ROTOR	POINTS		CONDENSOR	COIL
All Models	1949-1953	All Engines	F932	F923	F1090MV		F1591	C809
All Models	1954-1955	All Engines	F932	F923	F1093MV		F1591	C809
All Models	1956	All Engines	F932	F923	F1093MV		F1591	C819
All Models	1957-1959	All Engines	F934	F931	F1094MV		F1598	C819
All Models - with dual points	1960-1972	All Engines	F934	F931	F1093MV (2 Req.)		F1579	C819
All Models - with single points	1960-1973	All Engines	F934	F931	F1094MV		F1598	C819
All Models	1974	All Engines	F934	F931	F1094MV		F1598	C819

FORD 8 CYLINDER - ELECTRONIC

MODEL	YEAR	ENGINE SIZE	CAP	ROTOR	CONTROL MODULE	PICK UP COIL		COIL
All Models	1974	All Engines	F934	F931	CM694F	F107	F103	C819
All Models	1975-1976	All Engines	F934	F931	CM692F	F107	F103	C832
All Models - excl. California	1977	All Engines	F954	F955	CM692F	F107	F103	C832
All Models - California only	1977	All Engines	F954	F955	CM693F	F107	F103	C832
All Models - excl. California	1978-1979	All Engines	F954	F955	Note 2	F107	F103	C832
All Models - California only	1978-1979	All Engines	F954	F955	Note 2	F107	F103	C836
All Models	1980-1983	All Engines	F954	F955	Note 2	F107	F103	C832
Taurus	1996-1998	3.4Ltr (208")	NR	NR	NA	NA	NA	C1066 (8 Req.)
Crown Victoria - distributorless	1992-1998	4.6Ltr (281")	NR	NR	F143	NA	NA	C924 (2 Req.)
All Models with round coil and with EEC	1984	5.0 Ltr (302")	F954	F991	CM690F	F122	NA	C832
All Models with square coil and with EEC	1984	5.0 Ltr (302")	F954	F991	CM690F	F122	NA	C839
All Models with round coil and without EEC	1984	5.0 Ltr (302")	F954	F955	CM692F	F107	F103	C832
All Models with square coil and without EEC	1984	5.0 Ltr (302")	F954	F955	CM692F	F107	F103	C839
All Models with round coil and with EEC	1985-1991	5.0 Ltr (302")	F954	F981	CM690F	F122	NA	C832
All Models with square coil and with EEC	1985-1991	5.0 Ltr (302")	F954	F981	CM690F	F122	NA	C839
All Models with round coil and without EEC	1985-1991	5.0 Ltr (302")	F954	F955	CM692F	F107	F103	C832
All Models with square coil and without EEC	1985-1991	5.0 Ltr (302")	F954	F955	CM692F	F107	F103	C839
Mustang	1996-1998	4.6Ltr (281")	NA	NA	NA	NA	NA	C924 (2 Req.)
Mustang	1991-1993	5.0 Ltr (302")	F954	F981	CM690F	F122	NA	C839
Mustang	1994-1995	5.0 Ltr (302")	F954	F981	F139	F122	NA	C839
Thunderbird	1994-1997	4.6Ltr (281")	-	-	F143	-	NA	C924 (2 Req.)
Thunderbird	1991-1993	5.0 Ltr (302")	F954	F981	F146	F148	NA	C839
All Models	1984-1991	5.8Ltr (351")	F954	F955	CM695F	F107	F103	C832

FORD TRUCK 6 CYLINDER - CONVENTIONAL

MODEL	YEAR	ENGINE SIZE	CAP	ROTOR	POINTS		CONDENSOR	COIL
All Models	1948-1955	All Engines	F922	F923	F1090MV		F1591	C809
All Models	1956-1964	All Engines	F922	F923	F1090MV		F1591	C819
All Models with T E	1965-1970	All Engines	F922	F939	F1090MV		F1598	C819
All Models without T E	1965-1970	All Engines	F922	F923	F1090MV		F1591	C819
All Models	1971-1974	All Engines	F922	F939	F1090MV		F1598	C819

Note 2 = Refer illustration of Modules on Pages 23 and 24

WELLS CATALOGUE

FORD TRUCK 6 CYLINDER - ELECTRONIC								
MODEL	YEAR	ENGINE SIZE	CAP	ROTOR	CONTROL MODULE	PICK UP COIL		COIL
Bronco oblong rotor	1984-1990	2.8 Ltr (171")	F980	F983	CM690F	F122		C839
Bronco round rotor	1984-1990	2.8 Ltr (171")	F980	F967	CM690F	F122		C839
Bronco remote module	1980-1986	4.9 Ltr (300")	F952	F953	CM692F	F108		C832
Bronco distributor mounted module round coil - round rotor	1984-1986	4.9 Ltr (300")	F980	F967	CM690F	F122		C832
Bronco distributor mounted module round coil - oblong rotor	1984-1986	4.9 Ltr (300")	F980	F983	CM690F	F122		C832
Bronco distributor mounted module square coil - round rotor	1984-1986	4.9 Ltr (300")	F980	F967	CM690F	F122		C839
Bronco distributor mounted module square coil - oblong rotor	1984-1986	4.9 Ltr (300")	F980	F983	CM690F	F122		C839
Bronco distributor mounted module square coil - oblong rotor	1987-1992	4.9 Ltr (300")	F980	F983	CM690F	F122		C839
Escape	2001-2003	3.0 Ltr (182")	NA	NA	NA	NA		C1312
Explorer	1991-1995	4.0 Ltr (245")	NA	NA	F142	NA		C925
Explorer	1996-2003	4.0 Ltr (245")	NA	NA	NA	NA		C925
F150, F250, F350 - Distributorless	1997	4.2 Ltr (256")	NR	NR	NR	NR		C925
F150, F250, F350 - Distributorless	1998-2000	4.2 Ltr (256")	NR	NR	NR	NR		C901
F150, F250, F350 - Distributorless	2001-2003	4.2 Ltr (256")	NR	NR	NR	NR		C1312
F150, F250, F350	1974	4.9 Ltr	F922	F939	CM694F	F107		C819
F150, F250, F350	1975	4.9 Ltr	F948	F939	F101	F108		C832
F150, F250, F350	1976	4.9 Ltr	F948	F939	CM692F	F108		C832
F150, F250, F350 remote mounted module	1977-1986	4.9 Ltr (300")	F952	F953	CM692F	F108		C832
F150, F250, F350 distributor mounted module round coil - round rotor	1984-1986	4.9 Ltr (300")	F980	F967	CM690F	F122		C832
F150, F250, F350 distributor mounted module round coil - oblong rotor	1984-1986	4.9 Ltr (300")	F980	F983	CM690F	F122		C832
F150, F250, F350 distributor mounted module square coil - round rotor	1984-1986	4.9 Ltr (300")	F980	F967	CM690F	F122		C839
F150, F250, F350 distributor mounted module square coil - oblong rotor	1984-1986	4.9 Ltr (300")	F980	F983	CM690F	F122		C839
F150, F250, F350 distributor mounted module	1987-1996	4.9 Ltr (300")	F980	F983	CM690F	F122		C839
F150, F250, F350 remote mounted module	1994-1996	4.9 Ltr (300")	F980	F983	F139	F122		C839
FORD TRUCK 8 CYLINDER - CONVENTIONAL								
MODEL	YEAR	ENGINE SIZE	CAP	ROTOR	POINTS		CONDENSOR	COIL
Bronco	1966-1969	(289")	F934	F931	F1094MV		F1598	C819
Bronco	1968-1974	5.0 Ltr (302")	F934	F931	F1094MV		F1598	C819
F Series	1948-1953	(239")	F932	F923	F1090MV		F1591	C809
F Series	1954-1955	(239")	F932	F923	F1093MV		F1591	C809
F Series	1955	(272")	F932	F923	F1093MV		F1591	C809
F Series	1956	(272")	F932	F923	F1093MV		F1591	C819
F Series	1957-1974	(272-390")	F934	F931	F1094MV		F1598	C819
Ranchero	1957-	(272-429")	F934	F931	F1094MV		F1598	C819
FORD TRUCK 8 CYLINDER - ELECTRONIC								
MODEL	YEAR	ENGINE SIZE	CAP	ROTOR	CONTROL MODULE	PICK UP COIL		COIL
Bronco	1974	All	F934	F931	F100	F107		C819
Bronco	1975-1976	All	F934	F931	CM694F	F107		C832
Bronco Remote Mounted Module	1977-1987	All	F954	F955	CM692F Blue Grommet	F107		C832
Bronco Remote Mounted Module	1977-1987	All	F954	F955	F110 Yellow 3 Plug	F107		C832
Bronco Remote Mounted Module	1977-1987	All	F954	F955	F116 Yellow 2 Plug	F107		C832
Bronco Remote Mounted Module	1977-1987	All	F954	F955	F114 Brown Grommet	F107		C832
Bronco Remote Mounted Module	1991-1996	All	F954	F981	F125	F123		C839
Bronco Distributor Mounted Module	1984-1991	All	F954	F991 Round Rotor	CM690F	F122		C839
Bronco Distributor Mounted Module	1984-1991	All	F954	F981 Oblong Rotor	CM690F	F122		C839
Explorer - Distributorless	2002-2003	4.6 Ltr						C1417 (8 Req.)
Explorer - Distributorless	1996-2001	5.0 Ltr						C924 (2 Req.)
F Series	1974	All	F934	F931	CM694F	F107		C819
F Series	1975	All	F934	F931	F101	F107		C832
F Series	1976	All	F934	F931	CM692F	F107		C832
F Series Remote Mounted Module	1977-1987	All	F954	F955	CM692F Blue Grommet	F107		C832
F Series Remote Mounted Module	1977-1987	All	F954	F955	F110 Yellow 3 Plug	F107		C832
continued next page...								

WELLS CATALOGUE

FORD TRUCK 8 CYLINDER - ELECTRONIC cont...								
MODEL	YEAR	ENGINE SIZE	CAP	ROTOR	CONTROL MODULE	PICK UP COIL		COIL
F Series Remote Mounted Module	1977-1987	All	F954	F955	F116 Yellow 2 Plug	F107		C832
F Series Remote Mounted Module	1977-1987	All	F954	F955	F114 Brown Grommet	F107		C832
F Series Remote Mounted Module	1988-1997	All	F954	F981	F125	F123		C839
F Series Distributor Mounted Module	1984-1995	All	F954	F991 Round Rotor	CM690F	F122		C839
F Series Distributor Mounted Module	1984-1995	All	F954	F981 Oblong Rotor	CM690F	F122		C839
F Series - Distributorless	1997-1999	4.6 Ltr						C924 (2 Req.)
F Series - Distributorless	2000-2003	4.6 Ltr						C1417 (8 Req.)
F Series - Distributorless	1997-2003	5.4 Ltr						C1417 (8 Req.)
Ranchero	1974	All	F934	F931	CM694F	F107		C819
Ranchero	1975	All	F934	F931	F101	F107		C832
Ranchero	1976	All	F934	F931	CM692F	F107		C832
Ranchero	1977-1979	All	F954	F955	CM692F	F107		C832
JEEP 4 CYLINDER - CONVENTIONAL								
MODEL	YEAR	ENGINE SIZE	CAP	ROTOR	CONTACTS		CONDENSOR	COIL
All Models - Distributor	1949-1959	4 Cylinder	AL902	AL927	AL1037MV		AL1531	C819
All Models - Distributor	1960	4 Cylinder	DR970	DR937	DR1050MV		U155	C819
All Models - Distributor	1961-1971	4 Cylinder	AL948	AL939	AL1037MV		AL1531	C819
JEEP 6 CYLINDER - CONVENTIONAL								
MODEL	YEAR	ENGINE SIZE	CAP	ROTOR	CONTACTS		CONDENSOR	COIL
All Models - 6 Cylinder Autolite - Distributor	1948-1959	6 Cylinder	AL982	AL933	AL1037MV		AL1531	C819
All Models - 6 Cylinder Autolite - Distributor	1960-1965	6 Cylinder	AL982	AL933	AL1044MV		AL1531	C819
All Models - 6 Cylinder Delco - Distributor	1966	6 Cylinder	DR994	DR959	DR1075MV		U1505	C819
All Models - 6 Cylinder Delco - Distributor	1967-1969	6 Cylinder	DR998	DR961	DR1077MV		U1515	C819
All Models - 6 Cylinder Prestolite - Distributor	1970	6 Cylinder	AL964	N/A	AL1038MV		AL1531	C819
All Models - 6 Cylinder Delco - Distributor	1971	6 Cylinder	DR998	DR961	DR1077MV		U1515	C819
All Models - 6 Cylinder Prestolite - Distributor	1971	6 Cylinder	AL964	N/A	AL1038MV		AL1531	C819
All Models - 6 Cylinder Delco - Distributor	1971-1974	6 Cylinder	DR998	DR961	DR1077MV		U1515	C819
JEEP 8 CYLINDER - CONVENTIONAL								
MODEL	YEAR	ENGINE SIZE	CAP	ROTOR	CONTACTS		CONDENSOR	COIL
All Models - V8 Delco - Distributor	1966-1974	V8	DR976	DR969	DR1075MV		U1511	C819
OLDSMOBILE 6 CYLINDER - CONVENTIONAL								
MODEL	YEAR	ENGINE SIZE	CAP	ROTOR	CONTACTS		CONDENSOR	COIL
All Models	1964-1974	6 Cylinder	DR998	DR961	DR1077MV		U1515	C819
OLDSMOBILE 8 CYLINDER - CONVENTIONAL								
MODEL	YEAR	ENGINE SIZE	CAP	ROTOR	CONTACTS		CONDENSOR	COIL
All Models V8	1940-1954	V8	DR928	DR905	DR1074MV		U1505	C809
All Models V8	1956-1973	V8	DR976	DR969	DR1075MV		U1511	C819
All Models V8	1974-1975	V8	DR976	DR969	DR1080MV		N/A	C819
PLYMOUTH 6 CYLINDER - CONVENTIONAL								
MODEL	YEAR	ENGINE SIZE	CAP	ROTOR	CONTACTS		CONDENSOR	COIL
All Models - 6 Cylinder Autolite - Distributor	1940-1959	6 Cylinder	AL930	AL923	AL1037MV		AL1531	C809
All Models - 6 Cylinder Chrysler - Distributor	1960-1972	6 Cylinder	CR904	CR903	CR1011MV		AL1531	C819
PLYMOUTH 8 CYLINDER - CONVENTIONAL								
MODEL	YEAR	ENGINE SIZE	CAP	ROTOR	CONTACTS		CONDENSOR	COIL
All Models - V8 Autolite - Distributor	1956-1961	V8	AL950	AL937	AL1041MV		AL1531	C819
All Models - V8 Chrysler - Distributor	1960-1972	V8	CR902	CR903	CR1011MV		AL1531	C819
Dual Point - Distributor	1958-1971	V8	AL950	AL937	AL1023MV		AL1531	C819

WELLS CATALOGUE

PONTIAC 6 CYLINDER - CONVENTIONAL								
MODEL	YEAR	ENGINE SIZE	CAP	ROTOR	CONTACTS		CONDENSOR	COIL
All Models - 6 Cylinder	1940-1954	6 Cylinder	DR944	DR937, DR945	DR1074MV		U1505	C809
All Models - 6 Cylinder	1964-1974	6 Cylinder	DR998	DR961	DR1077MV		U1515	C819

PONTIAC 8 CYLINDER - CONVENTIONAL								
MODEL	YEAR	ENGINE SIZE	CAP	ROTOR	CONTACTS		CONDENSOR	COIL
All Models - V8	1940-1956	V8	DR928	DR905	DR1074MV		U1505	C809
All Models - V8	1957-1973	V8	DR976	DR969	DR1075MV		U1511	C819
All Models - V8	1974-1976	V8	DR976	DR969	DR1080MV		N/A	C819
400 and 455 V8 Only	1957-1973	V8	DR976	DR969	DR1078HP		U1511	C819

STUDEBAKER 6 CYLINDER - CONVENTIONAL								
MODEL	YEAR	ENGINE SIZE	CAP	ROTOR	CONTACTS		CONDENSOR	COIL
All Models - 6 Cylinder Autolite - Distributor	1942-1950	6 Cylinder	AL930	AL923	AL1037MV		AL1531	C809
All Models - 6 Cylinder IAT - Distributor	1950	6 Cylinder	N/A	AL931	AL1037MV		AL1531	C809
All Models - 6 Cylinder Autolite - Distributor	1951-1958	6 Cylinder	AL952	AL933	AL1037MV		AL1531	LU800
All Models - 6 Cylinder Autolite - Distributor	1959-1964	6 Cylinder	AL952	AL933	AL1044MV		AL1531	LU800
All Models - 6 Cylinder Delco - Distributor	1959	6 Cylinder	DR944	DR937	DR1074MV		U1505	C819

STUDEBAKER 8 CYLINDER - CONVENTIONAL								
MODEL	YEAR	ENGINE SIZE	CAP	ROTOR	CONTACTS		CONDENSOR	COIL
All Models - V8 Delco - Distributor	1951-1955	V8	DR972	N/A	DR1074MV		U1505	C809
All Models - V8 Delco - Distributor	1956-1959	V8	DR972	N/A	DR1074MV		U1505	C819
All Models - V8 - Excluding Avanti - Autolite - Distributor	1962-1964	V8	AL950	AL937	AL1044MV		AL1531	C819
Avanti - V8 Autolite - Distributor	1962-1963	V8	AL950	AL937	AL1023MV		AL1531	C819
Lark V8 - Delco - Distributor	1960-1961	V8	DR976	DR969	DR1075MV		U1511	C819
Hawk V8 - Delco - Distributor	1960-1961	V8	DR972	N/A	DR1074MV		U1505	C819
All V8 283CID - Delco - Distributor	1965-1966	V8	DR998	DR961	DR1077MV		U1515	C819

NOTES								

ACCELL DISTRIBUTOR PARTS

Distributor	Cap	Rotor	Points	Condensor	Accell To Wells
29000 Series	AL950	AL937	N.R. Electronic	N.R. Electronic	100107 - U505
34000 Series	CR902	CR903	N.D.C.R.	U505	120123 - DR972
35000 Series	AL950	AL937	N.R. Electronic	N.R. Electronic	120223 - F954
37000 Series	AL950	AL937	N.D.C.R.	U505	120323 - AL950
39000 Series	AL950	AL937	N.R. Electronic	N.R. Electronic	120326 - CR902
41000 Series	CR902	CR903	N.R. Electronic	N.R. Electronic	130116 - DR949
43000 Series	AL950	AL937	N.R. Electronic	N.R. Electronic	130316 - AL937
44000 Series	AL950	AL937	N.R. Electronic	N.R. Electronic	130319 - CR903
45000 Series	F954	N.D.C.R.	N.D.C.R.	U505	
46000 Series	F954	N.D.C.R.	N.R. Electronic	N.R. Electronic	
48000 Series	F954	N.D.C.R.	N.R. Electronic	N.R. Electronic	
51000 Series	CR902	CR903	N.R. Electronic	N.R. Electronic	
61000 Series	CR902	CR903	N.R. Electronic	N.R. Electronic	

* N.D.C.R.— No Direct Cross Reference

MALLORY DISTRIBUTOR PARTS

Distributor	Cap	Rotor	Points	Condensor	Mallory To Wells
25 Series	MA900	AL923	MA10	MA500	209M = MA900
26 Series	MA900	AL923	MA10	MA500	309 = AL923
27 Series	MA900	N.D.C.R.	MA10	N.D.C.R.	400 = MA500
37 Series	MA900	N.D.C.R.	N/R	N/R	25042 = MA10
38 Series	MA900	N.D.C.R.	N/R	N/R	
47 Series	MA900	N.D.C.R.	N/R	N/R	
50 Series	MA900	AL923	N/R	N/R	
57 Series	MA900	N.D.C.R.	N/R	N/R	
60 Series	MA900	N.D.C.R.	N/R	N/R	
YL/DP Series	MA900	AL923	MA10	MA500	
YL/HP Series	MA900	AL923	MA10	MA500	

* N.D.C.R.— No Direct Cross Reference

BUYERS GUIDE FOR OIL PRESSURE SENSORS (SUITABLE FOR VEHICLES FITTED WITH GAUGE)

PART NUMBER	VEHICLE APPLICATION	YEAR	THREAD	TERMINAL
PS133	Chev	1978-1987	1/8-27	1 Spade
PS136	Chev	1973-1981	1/8-27	1 Spade
PS140	Chev	1978-1990	1/8-27	1 Spade
PS142	Ford	1973-1992	1/4-18 Dryseal (Long Stem)	1 Stud
PS150	Chev	1987-1990	1/4-18	1 Spade
PS164	Ford	1986-2000	Refer Picture	1 Stud
PS168	Chev	1988-1997	1/8-27	3 Pin
PS204	Chrysler / Dodge	1989-1992	Refer Picture	-
PS207	Chev	1989-1992	Refer Picture	3 Pin
PS216	Chev	1987-1988	1/4-18	1 Pin
PS220	Chev	1988-1996	1/4-18	3 Pin
PS222	Ford	1988-1997	Refer Picture	1 Stud
PS252	Chev	1982-1986	Refer Picture	3 Spade
PS260	Ford	1989-1993	Refer Picture	1 Stud
PS299	Ford	1996-1997	Refer Picture	1 Stud
PS32	Chrysler / Dodge	1975-1987	1/8-27 Dryseal	1 Button
PS358	Chrysler / Dodge	1998-2003	Refer Picture	-
PS398	Chrysler / Dodge	1999-2002	Refer Picture	-
PS4	Ford	1964-1991	1/4-18 Dryseal	1 Stud
PS46	Chrysler / Dodge	1959-1962	1/8-27 Dryseal	1 Stud

BUYERS GUIDE FOR VACUUM ADVANCE UNITS

PART NUMBER	VEHICLE APPLICATION	YEAR	CYLINDERS	IGNITION
DV1465	Chev	1959-1974	8	Conventional
DV1859	Chev	1978-1987	8	Electronic
FV2025 (dual adjustable diaphragm)	Ford	1968-1971	6	Conventional
FV2028	Ford	1970-1971	8	Conventional
FV2039	Ford	1975-1979	8	Electronic
FV915	Ford	1948-1967	6 and 8	Conventional
FV945	Ford	1957-1972	8	Conventional
FV979	Ford	1970-1971	6	Conventional

BUYERS GUIDE FOR OIL PRESSURE SWITCH (SUITABLE FOR VEHICLES FITTED WITH LIGHT)

PART NUMBER	VEHICLE APPLICATION	YEAR	THREAD	TERMINAL
PS101	Chrysler / Dodge	1983-1985	1/8-28 BSPT	1 Button
PS103	Ford	1967-2001	1/4-18 Dryseal	1 Stud
PS113	Chev	1978-1985	1/4-18	2 Spade
PS114	Chev	1980-1988	1/8-27	2 Spade
PS115	Chev	1977-1987	1/8-27	2 Spade
PS117	Chev	1960-1988	1/8-27	1 Spade
PS118	Chev	1982-1989	1/4-18	3 Spade
PS118	Ford	1978-1980	1/4-18 Dryseal	3 Spade
PS119	Chev	1976	1/8-27	3 Spade
PS120	Chrysler / Dodge	1979-1983	3/8-18 Dryseal	3 Spade
PS122	Chrysler / Dodge	1979-1989	1/8-27 Dryseal	3 Spade
PS129	Ford	1980-1991	1/4-18 Dryseal	Plug Connector
PS134	Chev	1981-1985	1/4-18	2 Spade
PS145	Chev	1988-1996	1/4-18	3 Pin
PS155	Chev	1987-1989	1/4-18	1 Spade
PS188	Chev	1988-1996	Refer Picture	3 Pin
PS189	Chrysler / Dodge	1966-1973	Refer Picture	1 Screw
PS206	Chev	1990-1996	Refer Picture	3 Pin
PS207 (fuel pump switch)	Chev	1989-1992	Refer Picture	3 Pin
PS215	Chev	1987	Refer Picture	2 Pin
PS24	Chev	1956-1990	1/8-27	1 Spade
PS30	Chrysler / Dodge	1957-1982	1/8-27 Dryseal	1 Button
PS38	Ford	1967-1987	Refer Picture	1 Stud
PS404	Ford	1999-2003	Refer Picture	Plug Connector
PS406	Ford	1999-2003	Refer Picture	Plug Connector
PS407	Ford	1997-2003	Refer Picture	Plug Connector
PS46	Chrysler / Dodge	1957-1962	1/8-27 Dryseal	1 Stud
PS57	Ford	1967-1977	Refer Picture	1 Stud
PS60	Chev	1958-1963	1/8-27	1 Button
PS60	Ford	1957-1966	Refer Picture	1 Button
PS61	Chrysler / Dodge	1978	3/8-18 Dryseal	1 Button

BUYERS GUIDE FOR TEMPERATURE SENSORS (SUITABLE FOR VEHICLES FITTED WITH GAUGE)

PART NUMBER	VEHICLE APPLICATION	YEAR	THREAD	TERMINAL
TU106	Chev	1988-1994	Refer Picture	Plug Connector
TU12	Chev	1969-1971	1/2-14	1 Screw
TU122	Chrysler / Dodge	1988	Refer Picture	1 Screw
TU14	Ford	1957-1966	1/4-18 Dryseal	1 Stud
TU152	Chev	1992-1997	Refer Picture	2 Spade
TU161	Chev	1991-1993	Refer Picture	2 Pin
TU165	Chrysler / Dodge	1992-1999	Refer Picture	Plug Connector
TU22	Chrysler / Dodge	1974-1987	1/8-27 Pipe	1 Screw
TU22	Ford	1963-1969	1/8-27 Pipe	1 Stud
TU220	Ford	1997-2003	Refer Picture	Plug Connector
TU241	Ford	1996-2004	Refer Picture	Plug Connector
TU25	Ford	1965-1997	Refer Picture	1 Stud
TU4	Chev	1956, 1968	1/2-14	1 Bullet
TU49	Chev	1970-1975	1/2-14	2 Spade
TU5	Chev	1957-1978	1/2-14	1 Button
TU65	Chev	1979-1980	1/2-14 NPTF	1 Spade
TU66	Chev	1979-1995	3/8-18 NPTF	1 Spade

BUYERS GUIDE FOR TEMPERATURE SWITCH (SUITABLE FOR VEHICLES FITTED WITH LIGHT)

PART NUMBER	VEHICLE APPLICATION	YEAR	THREAD	TERMINAL
TU6 (Use TU46)	Chev	1968-1969	1/2-14 Pipe	1 Spade
TU18	Chev	1962-1967	1/2-14 Pipe	1 Spade
TU42	Chev	1962-1973	1/2-14	2 Spade
TU44	Chev	1973-1974	1/2-14 Pipe	1 Spade
TU45	Chev	1974, 1979	1/2-14 Pipe	1 Spade
TU46	Chev	1968-1980	1/2-14 Pipe	1 Spade
TU47	Chev	1970-1976	1/2-14 Pipe	2 Spade
TU64	Chev	1976-1990	3/8-18 Dryseal	1 Spade
TU78	Chev	1982-1989	3/8-18 Dryseal	1 Spade
TU42	Chrysler / Dodge	1962-1973	1/2-14	2 Spade
TU82	Chrysler / Dodge	1981-1983	1/8-27	1 Screw
TU86	Chrysler / Dodge	1982-1986	1/8-27	1 Screw
TU14	Ford	1957-1966	1/4-18 Dryseal	1 Stud
TU22	Ford	1963-1969	1/8-27 Pipe	1 Stud
TU26	Ford	1965-1989	3/8-18 NPTF	2 Stud
TU96	Ford	1983-1994	Refer Picture	1 Stud
TU207	Ford	1996-1997	Refer Picture	Plug Connector
TU219	Ford	1994-1997	Refer Picture	1 Stud

CAP to ROTOR COMPATIBILITY CHART

CAP	ROTOR
DELCO	
DR902	DR973
DR906	DR971
DR908	DR971
DR914	DR971
DR920	DR971
DR926	DR931, DR917
DR928	DR905
DR936	DR923
DR942	DR901
DR944	DR945, DR937
DR948	DR903
DR970	DR937
DR972	DR949
DR974	DR945
DR976	DR969
DR978	DR975 - 6 Cylinder
DR980	DR975 - 8 Cylinder
DR996	DR961
DR998	DR961
AUTOLITE	
AL902	AL927
AL930	AL923
AL948	AL939
AL950	AL937
AL952	AL933
MALLORY	
MA900	AL923
CHRYSLER	
CR902	CR903
FORD	
F932	F923
F934	F931
F948	F939
F952	F953
F954	F955
F980	F983

Illustrations - Contact Points

<p>AL1023MV</p>  <p>Chrysler Dodge</p>	<p>AL1037MV</p>  <p>Wisconsin</p>	<p>AL1038MV</p>  <p>Chrysler Dodge Jeep</p>	<p>AL1041MV</p>  <p>Chrysler Dodge Jeep</p>
<p>AL1044MV</p>  <p>Chrysler Dodge Jeep</p>	<p>CR1011MV</p>  <p>Chrysler</p>	<p>DR1049MV</p>  <p>Chevrolet</p>	<p>DR1050MV</p>  <p>AMC Chev Jeep</p>
<p>DR1060MV</p>  <p>AMC Chev GMC</p>	<p>DR1074MV</p>  <p>Chev Dual</p>	<p>DR1075MV</p>  <p>Chevrolet</p>	<p>DR1077MV</p>  <p>Chev AMC</p>
<p>DR1078HP</p>  <p>Chev Hi Performance</p>	<p>DR1080MV</p>  <p>Chevrolet</p>	<p>F88</p>  <p>Ford</p>	<p>F1090MV</p>  <p>Ford</p>
<p>F1093MV</p>  <p>Ford</p>	<p>F1094MV</p>  <p>Ford</p>	<p>F1096MV</p>  <p>Ford</p>	<p>MA10</p>  <p>Mallory</p>

Illustrations - Condensers

<p>F1578</p>  <p>Ford</p>	<p>F1579</p>  <p>Ford</p>	<p>F1591</p>  <p>Ford</p>	<p>F1598</p>  <p>Ford</p>
<p>LU509</p>  <p>Ford</p>	<p>MA500</p>  <p>Mallory</p>	<p>U505</p>  <p>Heavy Duty Universal</p>	<p>U517</p>  <p>Chev GM</p>
<p>U518</p>  <p>Chev GM</p>	<p>U524</p>  <p>Chev GM</p>	<p>U1505</p>  <p>Chev Heavy Duty</p>	<p>U1511</p>  <p>Chev GM</p>
<p>U1515</p>  <p>Chev GM</p>			

Illustrations - Distributor Caps

<p>AL930</p>  <p>Chrysler Jeep Stude</p>	<p>AL950</p>  <p>AMC Chry Jeep Stude</p>	<p>AL952</p>  <p>AMC Chry Jeep Stude</p>	<p>CR902</p>  <p>Chrysler</p>
<p>CR904</p>  <p>Chrysler Dodge</p>	<p>CR918</p>  <p>Chrysler Dodge</p>	<p>CR924</p>  <p>Dodge Jeep</p>	<p>CR930</p>  <p>Chrysler Dodge</p>
<p>DR2026</p>  <p>Chev Cap & Rotor Kit</p>	<p>DR300</p>  <p>HEI Retainer for DR910</p>	<p>DR902</p>  <p>Chevrolet</p>	<p>DR906, DR906G</p>  <p>Chevrolet</p>
<p>DR914</p>  <p>GM 6 Cylinder</p>	<p>DR910</p>  <p>HEI Cover</p>	<p>DR910B</p>  <p>HEI Cover</p>	<p>DR920</p>  <p>Chevrolet V8</p>
<p>DR926</p>  <p>Chevrolet S10</p>	<p>DR928</p>  <p>Buick Cadillac</p>	<p>DR936, DR936G</p>  <p>Chevrolet V6</p>	<p>DR942</p>  <p>Chevrolet</p>
<p>DR944</p>  <p>Chevrolet 6 Cylinder</p>	<p>DR948</p>  <p>Chevrolet</p>	<p>DR970</p>  <p>Jeep 4 Cylinder</p>	

Illustrations - Distributor Caps cont...

<p>DR972</p>  <p>Chevrolet</p>	<p>DR974</p>  <p>Chev 6 Cylinder</p>	<p>DR976</p>  <p>Chev V8</p>	<p>DR978</p>  <p>Chev GMC 6 Cly</p>
<p><i>Intentionally Blank</i></p>	<p>DR980</p>  <p>Chev GMC V8</p>	<p>DR996</p>  <p>Chev 4 Cylinder</p>	<p>DR998</p>  <p>Chev 6 Cylinder</p>
<p>F922</p>  <p>Ford 6 Cylinder</p>	<p>F932</p>  <p>Ford V8</p>	<p>F934</p>  <p>Ford V8</p>	<p>F940</p>  <p>Ford 4 Cylinder</p>
<p>F942</p>  <p>Ford 4 Cylinder</p>	<p>F948</p>  <p>Ford AMC 6 Cylinder</p>	<p>F952</p>  <p>Ford V8</p>	<p>F954</p>  <p>Ford V8</p>
<p>F958</p>  <p>Adaptor Ford Suits F954 Cap</p>	<p>F960</p>  <p>Adaptor Ford Suits F952 Cap</p>	<p>F974</p>  <p>Adaptor Ford</p>	<p>F980</p>  <p>Ford Jeep</p>
<p><i>Intentionally Blank</i></p>	<p>MA900</p>  <p>Mallory</p>	<p>RB912</p>  <p>Bosch 4 Cylinder</p>	<p>RB922</p>  <p>Bosch 6 Cylinder</p>

Illustrations - Rotors

<p>AL923</p>  <p>Mallory</p>	<p>AL933</p>  <p>AMC Chrys Jeep Stude</p>	<p>AL937</p>  <p>AMC Chrys Jeep Stude</p>	<p>AL939</p>  <p>AMC Dodge Jeep</p>
<p>CR903</p>  <p>Chrysler</p>	<p>CR921</p>  <p>Chrysler Dodge</p>	<p>CR923</p>  <p>Dodge</p>	<p>CR929</p>  <p>Chrysler Dodge</p>
<p>DR2026</p>  <p>Chev Cap & Rotor Kit</p>	<p>DR901</p>  <p>Chevrolet</p>	<p>DR903</p>  <p>Chev Ford Mazda</p>	<p>DR905</p>  <p>Buick Cadillac Oldsmobile Pontiac</p>
<p>DR917</p>  <p>Chev S10</p>	<p>DR923G</p>  <p>Buick Chev Oldsmobile</p>	<p style="text-align: center;"><i>Intentionally Blank</i></p>	<p>DR931</p>  <p>Chev S10</p>
<p style="text-align: center;"><i>Intentionally Blank</i></p>	<p>DR937</p>  <p>Chev 6 Cylinder</p>	<p>DR945</p>  <p>Chev 6 Cylinder</p>	<p>DR949</p>  <p>Chev V8</p>
<p>DR961</p>  <p>Chev 4 & 6 Cylinder</p>	<p>DR969</p>  <p>Chevrolet</p>	<p>DR971</p>  <p>Chev HEI</p>	<p>DR973</p>  <p>Chev 6 Cylinder</p>

Illustrations - Rotors cont...

<p>DR975</p>  <p>Chev GMC 6 & 8 Cyl</p>	<p>F923</p>  <p>Ford</p>	<p>F931</p>  <p>Ford</p>	<p>F939</p>  <p>AMC Ford 6 Cylinder</p>
<p>F943</p>  <p>Ford</p>	<p>F947</p>  <p>Ford</p>	<p>F949</p>  <p>Ford</p>	<p>F953</p>  <p>Ford</p>
<p>F955</p>  <p>Ford</p>	<p>F967</p>  <p>Ford</p>	<p>F981</p>  <p>Ford</p>	<p>F983</p>  <p>Ford</p>
<p>F991</p>  <p>Ford</p>	<p>F999</p>  <p>Dodge Jeep</p>	<p>RB915</p>  <p>Bosch</p>	<p>RB937</p>  <p>Bosch</p>

Illustrations - Vacuum Units

<p>DV1465</p>  <p>GM Delco</p>	<p>DV1859</p>  <p>GM Delco</p>	<p>FV915</p>  <p>Ford</p>	<p>FV945</p>  <p>Ford</p>
<p>FV979</p>  <p>Ford</p>	<p>FV2025</p>  <p>Ford</p>	<p>FV2028</p>  <p>Ford</p>	<p>FV2039</p>  <p>Ford</p>

Illustrations - Control Modules

<p>CM648C</p>  <p>Chrysler</p>	<p>CM680A</p>  <p>Delco GM</p>	<p>CM682A</p>  <p>Delco GM</p>	<p>CM683A</p>  <p>Delco GM</p>
<p>CM684A</p>  <p>Delco GM</p>	<p>CM685A</p>  <p>Delco GM</p>	<p>CM687A</p>  <p>Delco GM</p>	<p>CM688A</p>  <p>Delco GM</p>
<p>CM689A</p>  <p>Delco GM</p>	<p>CM690F</p>  <p>Ford - Hall Effect 9 Pin</p>	<p>CM692F</p>  <p>Ford - Blue Grommet</p>	<p>CM693F</p>  <p>Ford - Red Grommet</p>
<p>CM694F</p>  <p>Ford - Black Grommet</p>	<p>CM695F</p>  <p>Ford - Yellow Grommet</p>	<p>CR109</p>  <p>Chrysler</p>	<p>CR114</p>  <p>Chrysler</p>
<p>CR145</p>  <p>Dodge</p>	<p>DR145</p>  <p>Buick Chev GMC</p>	<p>DR154</p>  <p>Chev GMC</p>	<p>DR158</p>  <p>Commodore VN SII onwards Control Pack</p>

Illustrations - Control Modules cont...

<p>DR174</p>  <p>Delco GM</p>	<p>DR178</p>  <p>Delco GM</p>	<p>DR187</p>  <p>Delco Chev</p>	<p>F125</p>  <p>Ford 1988-1990</p>
<p>F136</p>  <p>Ford 1989-1990</p>	<p>F139</p>  <p>Ford Mustang 1991-1997</p>	<p>F142</p>  <p>Ford Mazda 1990-2000</p>	<p>F143</p>  <p>Ford 1991-2002</p>
<p>F146</p>  <p>Ford Nissan 1988-1993</p>	<p>F147</p>  <p>Ford 1990-1995</p>	<p>F152</p>  <p>Ford 1989-1995</p>	<p>F159</p>  <p>Ford 1994-2003</p>












Illustrations - Coils

<p>C809</p>  <p>Ford 6v</p>	<p>C819</p>  <p>Univ. 12v Resistor</p>	<p>C832</p>  <p>AMC Ford 12v</p>	<p>C833</p>  <p>Delco GM</p>
<p>C834</p>  <p>Delco GM</p>	<p>C835</p>  <p>Delco GM</p>	<p>C836</p>  <p>Ford</p>	<p>C838</p>  <p>Chrysler Dodge</p>
<p>C839</p>  <p>Ford</p>	<p>C846</p>  <p>AMC GM</p>	<p>C849</p>  <p>Buick V6 Commodore VN Series II Onwards</p>	<p>C860</p>  <p>Commodore VN Series I</p>
<p>C872</p>  <p>Chrysler Dodge</p>	<p>C881</p>  <p>Chrysler Dodge</p>	<p>C901</p>  <p>Ford Jaguar</p>	<p>C924</p>  <p>Ford Mazda</p>
<p>C925</p>  <p>Ford Mazda</p>	<p>C931</p>  <p>Ford Mazda</p>	<p>C932</p>  <p>Chrysler Dodge Jeep</p>	<p>C937</p>  <p>Dodge</p>
<p>C938</p>  <p>Dodge</p>	<p>C1066</p>  <p>Ford</p>	<p>C1098</p>  <p>Delco GM</p>	<p>C1136</p>  <p>Chrysler Dodge Jeep</p>





















Illustrations - Coils cont...

<p>C1144</p>  <p>Delco GM</p>	<p>C1176</p>  <p>Dodge Jeep</p>	<p>C1208</p>  <p>Delco GM</p>	<p>C1251</p>  <p>Delco GM</p>
<p>C1312</p>  <p>Ford Mazda</p>	<p>LU800</p>  <p>Universal 12v</p>	<p><i>Intentionally Blank</i></p>	<p><i>Intentionally Blank</i></p>







Illustrations - Pick Up Coils

<p>CR103</p>  <p>Chrysler Dodge</p>	<p>CR104</p>  <p>Chrysler Dodge</p>	<p>CR106</p>  <p>Chrysler Dodge</p>	<p>CR111</p>  <p>Chrysler Dodge</p>
<p>CR117</p>  <p>Chrysler Dodge</p>	<p>CR118</p>  <p>Chrysler Dodge</p>	<p>CR123</p>  <p>Dodge</p>	<p>CR124</p>  <p>Dodge</p>
<p>CR128 Optical Pick Up</p>  <p>Chrysler Dodge</p>	<p>CR140</p>  <p>Chrysler Dodge</p>	<p>CR141</p>  <p>Dodge Jeep</p>	<p>CR150</p>  <p>Dodge Jeep</p>

Illustrations - Pick Up Coils cont...

<p>DR104</p>  <p>Delco GM</p>	<p>DR106</p>  <p>Delco GM</p>	<p>DR108</p>  <p>Delco GM</p>	<p>DR110</p>  <p>Delco GM</p>
<p>DR111</p>  <p>Delco GM</p>	<p>DR113</p>  <p>Delco GM</p>	<p>DR115</p>  <p>Delco GM</p>	<p>DR117</p>  <p>Delco GM</p>
<p>DR118</p>  <p>Delco GM</p>	<p>DR130</p>  <p>Delco GM</p>	<p>DR131</p>  <p>Delco GM</p>	<p>DR132</p>  <p>Delco GM</p>
<p>DR177</p>  <p>Delco GM</p>	<p>DR188</p> <p>Pick Up Coil Incl. Camshaft Sensor</p>  <p>Chev GMC Truck</p>	<p>F107</p>  <p>AMC Ford Jeep</p>	<p>F108</p>  <p>AMC Ford Jeep</p>
<p>F122</p>  <p>Ford</p>	<p>F123</p>  <p>Ford</p>	<p>F132</p>  <p>Ford</p>	<p>F148</p>  <p>Ford</p>

Illustrations - Oil Pressure Switches & Sensors

<p>PS4</p>  <p>Ford</p>	<p>PS24</p>  <p>Chevrolet</p>	<p>PS30</p>  <p>Chrysler Dodge</p>	<p>PS32</p>  <p>Chrysler Dodge</p>
<p>PS38</p>  <p>Ford</p>	<p>PS46</p>  <p>Chrysler Dodge</p>	<p>PS57</p>  <p>Ford</p>	<p>PS60</p>  <p>Ford</p>
<p>PS61</p>  <p>Chrysler Dodge</p>	<p>PS101</p>  <p>Chrysler Dodge</p>	<p>PS103</p>  <p>Ford</p>	<p>PS113</p>  <p>Chevrolet</p>
<p>PS114</p>  <p>Chevrolet</p>	<p>PS115</p>  <p>Chevrolet</p>	<p>PS117</p>  <p>Chevrolet</p>	<p>PS118</p>  <p>Chevrolet</p>
<p>PS119</p>  <p>Chevrolet</p>	<p>PS120</p>  <p>Chrysler Dodge</p>	<p>PS122</p>  <p>Chrysler Dodge</p>	<p>PS129</p>  <p>Ford</p>
<p>PS133</p>  <p>Chevrolet</p>	<p>PS134</p>  <p>Chevrolet</p>	<p>PS136</p>  <p>Chevrolet</p>	<p>PS140</p>  <p>Chevrolet</p>




Illustrations - Oil Pressure Switches & Sensors cont...

<p>PS142</p>  <p>Ford</p>	<p>PS145</p>  <p>Commodore VN</p>	<p>PS150</p>  <p>Chevrolet</p>	<p>PS155</p>  <p>Chevrolet</p>
<p>PS164</p>  <p>Ford</p>	<p>PS168</p>  <p>Chevrolet</p>	<p>PS188</p>  <p>Chevrolet</p>	<p>PS189</p>  <p>Chrysler Dodge</p>
<p>PS204</p>  <p>Chrysler Dodge</p>	<p>PS206</p>  <p>Chevrolet</p>	<p>PS207</p>  <p>Chevrolet Fuel Pump Switch</p>	<p>PS215</p>  <p>Buick Chev GMC</p>
<p>PS216</p>  <p>Chevrolet</p>	<p>PS220</p>  <p>Buick Chev GMC</p>	<p>PS222</p>  <p>Buick Chev GMC</p>	<p>PS252</p>  <p>Buick Chev GMC</p>
<p>PS260</p>  <p>Ford</p>	<p>PS299</p>  <p>Ford</p>	<p>PS358</p>  <p>Chrysler Dodge</p>	<p>PS398</p>  <p>Chrysler Dodge</p>
<p>PS404</p>  <p>Ford</p>	<p>PS406</p>  <p>Ford</p>	<p>PS407</p>  <p>Ford</p>	<p><i>Intentionally Blank</i></p>

Illustrations Water Temperature Switches & Sensors

<p>TU4</p>  <p>Chevrolet</p>	<p>TU5</p>  <p>Chevrolet</p>	<p>TU12</p>  <p>Chevrolet</p>	<p>TU14</p>  <p>Chevrolet</p>
<p>TU18</p>  <p>Chevrolet</p>	<p>TU22</p>  <p>Chrysler Dodge</p>	<p>TU25</p>  <p>Ford</p>	<p>TU26</p>  <p>Ford</p>
<p>TU42</p>  <p>Chevrolet</p>	<p>TU44</p>  <p>Chevrolet</p>	<p>TU45</p>  <p>Chevrolet</p>	<p>TU46</p>  <p>Chevrolet</p>
<p>TU47</p>  <p>Chevrolet</p>	<p>TU49</p>  <p>Chevrolet</p>	<p>TU64</p>  <p>Chevrolet</p>	<p>TU65</p>  <p>Chevrolet</p>
<p>TU66</p>  <p>Chevrolet</p>	<p>TU78</p>  <p>Chevrolet</p>	<p>TU82</p>  <p>Chrysler Dodge</p>	<p>TU86</p>  <p>Chrysler Dodge</p>

Illustrations Water Temperature Switches & Sensors cont...

<p>TU96</p>  <p>Ford</p>	<p>TU106</p>  <p>Chevrolet</p>	<p>TU122</p>  <p>Chrysler Dodge</p>	<p>TU152</p>  <p>Chevrolet</p>
<p>TU161</p>  <p>Chevrolet</p>	<p>TU165</p>  <p>Chrysler Dodge</p>	<p>TU207</p>  <p>Ford</p>	<p><i>Intentionally Blank</i></p>
<p>TU219</p>  <p>Ford</p>	<p>TU220</p>  <p>Ford</p>	<p><i>Intentionally Blank</i></p>	<p>TU241</p>  <p>Ford</p>

Illustrations Ballast Resistors

<p>AL795</p>  <p>0.6 ohm Chrysler Dodge Plymouth</p>	<p>CR107</p>  <p>1.3 ohm Chrysler Dodge Plymouth</p>	<p>DR794</p>  <p>1.6 ohm Chev & AC Delco Systems</p>
---	---	---

Notes