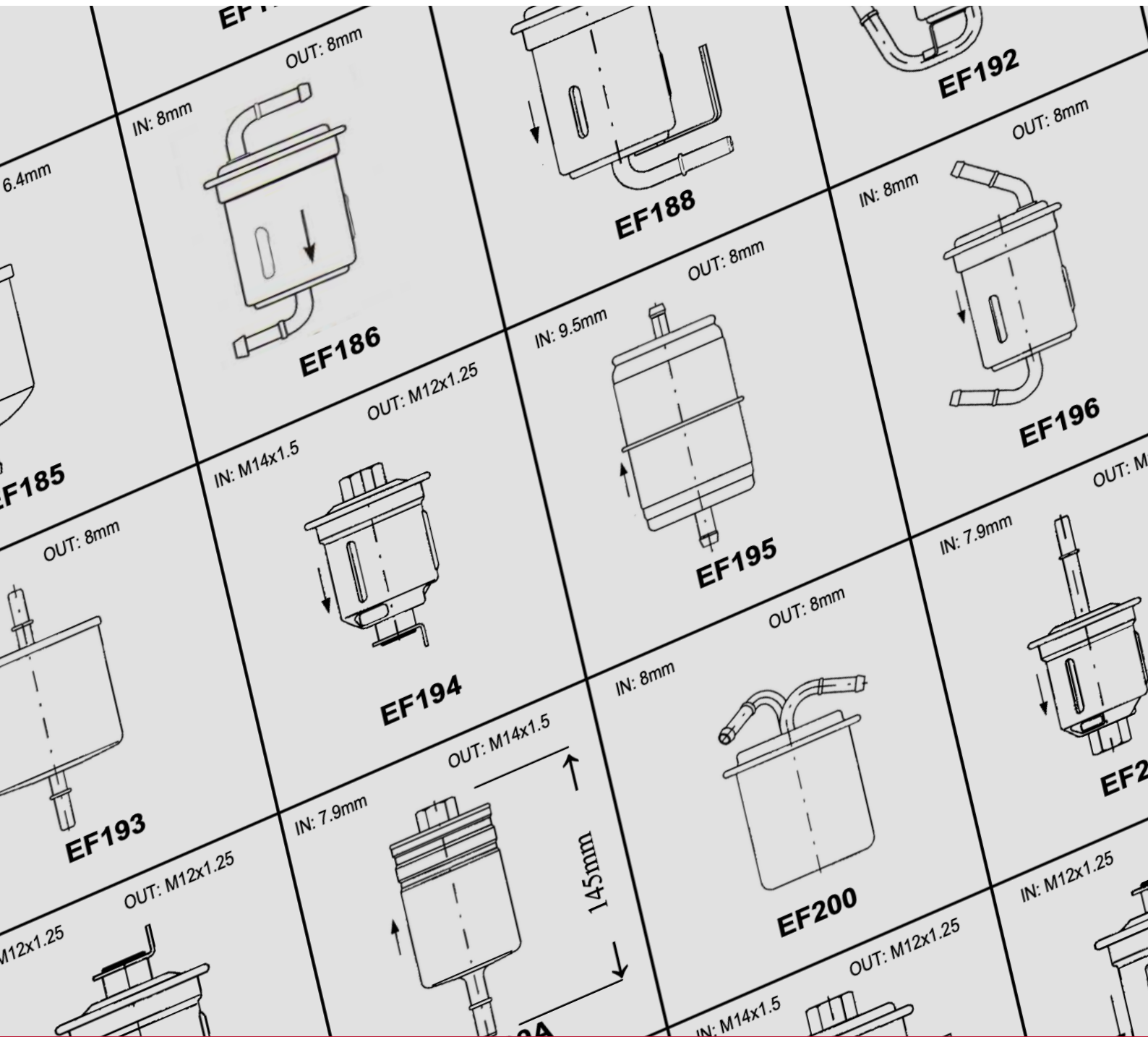




**AUTOPARTS**

# EFI Filters

ILLUSTRATED BUYER'S GUIDE



**LOCAL SERVICE. WORLD-CLASS QUALITY.**

## EFI FUEL FILTER CATALOGUE

---

Catalogue Reference: CAT-EFIL - Issue Date / Feb 2013	Index
<b>Index</b>	Page 1
<b>Warranty Policy, Terms and Conditions of Sale</b>	Page 2
<b>Microfil Filters - The Inside Story</b>	Page 3
<b>Alfa Romeo, Audi, Bentley, BMW</b>	Page 4
<b>BMW cont., Chrysler, Citroen, Daewoo</b>	Page 5
<b>Daewood cont., Daihatsu, Daimler, Eunox, Ferrari, Fiat, Ford</b>	Page 6
<b>Ford cont., Holden</b>	Page 7
<b>Holden cont., GM-USA, Honda</b>	Page 8
<b>Honda cont., Hyundai, Isuzu, Jaguar</b>	Page 9
<b>Jeep, Kia, Lada, Landrover-Rangerover, Lexus, Maserati, Mazda</b>	Page 10
<b>Mazda cont., Mercedes Benz</b>	Page 11
<b>Mercedes Benz cont., Mitsubishi</b>	Page 12
<b>Mitsubishi cont., Nissan</b>	Page 13
<b>Nissan cont., Peugeot, Pontiac, Porsche, Proton, Renault</b>	Page 14
<b>Renault cont., Rover-MG, Saab, Seat, Subaru, Suzuki</b>	Page 15
<b>Suzuki cont., Toyota</b>	Page 16
<i>Toyota (Import Vehicle Name Cross Reference)</i>	Page 19
<b>Toyota cont., Triumph, Volkswagen</b>	Page 17
<b>Volkswagen cont., Volvo</b>	Page 18
<b>Numerical Listing - Vehicle Application</b>	Page 20 - 21
<b>Illustrated Buyers Guide</b>	Page 22 - 27
<b>Cross Reference - Ryco, Fuelmiser, Bosch</b>	Page 28 - 30

---

**Toll Free Fax:** 0800-4-CDL PARTS  
(Orders Only) 0800-4-235-72787

**Telephone:** (09) 262-1417  
**Facsimile:** (09) 262-1441

**Street Address:** 9a Earl Richardson Ave  
Manukau City 2104

**Postal Address:** P O Box 97-146  
Manukau City 2241

**Email:** sales@cldautoparts.co.nz

**Website:** www.cldautoparts.co.nz

---

## Warranty Policy

CDL Autoparts EFI FILTERS are guaranteed to be free from faulty materials and workman-ship when used for their designated purpose for a period of 24months/40,000km (whichever arises first) from date of fitment.

Claims must be submitted in writing to the distributor complete with the alleged faulty filter, proof of purchase and the following details:

1. Vehicle make and model
2. Vehicle year
3. Date of filter fitment
4. Date and mileage at alleged failure.

In the event of any disputes, the filter will be returned to the manufacturer for evaluation, their decision will be final.

**Credits:** Items supplied as ordered will be at the discretion of CDL Autoparts.

**Freight:** Freight charges on returned goods will be borne by the customer and will be considered upon finalisation of the claim.

### New Zealand Consumer Guarantees Act 1993:

Where the customer is a business as defined by the Act, the Consumer Guarantees Act 1993 does not apply.

CDL AUTOPARTS LTD is the owner of copyright in this catalogue publication including artwork, layout, logo's, text and the entire part number system. This catalogue publication may not be reproduced by any means in whole or in part without written consent from CDL Autoparts Ltd. All care has been exercised in the research and production of this catalogue. Due to vehicle production changes and supersession's, no responsibility is accepted by CDL Autoparts for the accuracy of any information contained herein. Manufacturer's names, part numbers and cross references appearing in this catalogue are used for identification purposes only. E & OE CDL Autoparts Ltd.

### *The Inside Story*

The fuel filter is a relatively small component in the electronic fuel injection (EFI) system, yet it plays a major and very important role in the correct and reliable operation of the system as a whole.

The task of the fuel filter is to extract dirt and waste from the fuel, whilst ensuring an adequate flow is delivered to the fuel system.

Today's motor vehicles are equipped with sophisticated computer control modules that monitor and operate most vehicle systems. The operation of the fuel injectors is based on feedback such as ambient and coolant temperatures, air flow, exhaust composition, throttle position and other factors.

It does not however, take into consideration FUEL FLOW, FUEL PRESSURE or FUEL TEMPERATURE. Since the injectors are electronic solenoids and timed by the vehicle's computer, the amount of injected fuel is dependant on how long (m/sec's) the injectors stay open. For this reason, it is critical that the Fuel Flow and Fuel Pressure be correct.

The fuel injection system reacts immediately if the fuel pressure is correct and the injectors themselves are not blocked by dirt or foreign matter. It is the responsibility of the fuel filter to protect the fuel system by supplying clean fuel under the correct pressure and temperature.

Further to this, the fuel filter should be able to function in extremes of hot and cold climate conditions, unaffected by changes in pressure and resistant to damage from vibration and shock. In order to fulfil these tasks, the external construction of the filter must be of the highest quality and all seals, both internal and external must be flawless.

Most important of all is the filtration media. It must be of the correct specification and also, the amount of filtration material that the fuel passes through, must be adequate. It must also be capable of handling maximum fuel pressure and fuel flow for the vehicle it is being applied to. CDL Autoparts Microfil Filters are burst pressure tested to 20 bar.

The Microfil Element is designed to fulfil all of these requirements. The filtration area of the Microfil Element is much larger than conventional pleated or rolled elements. Further to this, the pore size of the media provides filtration efficiency that is unsurpassed, Microfil Elements filter down to 5 microns.

This advantage translates into a cleaner fuel injection system and ensures protection against fuel starvation that may cause detonation, or valve burn (due to a lean fuel mixture), providing of course the filter is replaced according to the vehicle's manufacturers service intervals.

A High Quality Fuel Filter is essential. Only filters with the Microfil Element can offer unsurpassed protection to the vital components of today's modern EFI systems. Reputable manufacturers and filter suppliers worldwide specify Microfil Elements as their first choice.

***Microfil Elements are used in the CDL Autoparts EFI Filter range.***

**“DON'T COMPROMISE QUALITY”**

**FOR PEAK PERFORMANCE AND PROTECTION OF EFI SYSTEMS  
ALWAYS FIT CDL Autoparts MICROFIL EFI FILTERS!**

## EFI FUEL FILTERS - VEHICLE APPLICATION

MAKE & MODEL	YEAR	CC	TYPE	ENGINE CODE	FILTER
<b>ALFA ROMEO</b>					
33	1988-94	1.7L	L4		EF108
75	1986-92	2.5, 3.0L	V6		EF100
90	1985-88	2.5L	V6		EF100
156	1999-02	3.0L	V6		EF110
164	1989-92	3.0L	V6		EF110
166	1998-02	3.0L	V6		EF110
GTV	1998-02	2.0L	L4		EF110
GTV 6	1983-88	2.5L	V6		EF100
<b>AUDI</b>					
80, 80 Quattro	1986-92	1.8,2.0,3.0L	L4		EF102
80	1993-95	2.6,2.8L	V6		EF102
90, 90 Quattro	1989-92	2.3L	L5		EF102
100 CD	1983-87	2.1, 2.2, 2.3L	L5		EF102
100	1993-94	2.6, 2.8L	V6		EF102
200	1982-91	2.1, 2.2L	L5		EF102
A3	1997-on	1.6, 1.8L	L4		EF102
A4, A4 Quattro	1995-on	1.8, 2.6, 2.8L	L4, V6		EF100
A4 Quattro	2002-on	3.0L	V6		EF324
A6, A6 Quattro	1997-02	2.8L	V6		EF102
A6, A6 Quattro	1994-97	2.6, 2.8L	V6		EF102
A6 Quattro	2002-on	3.0L	V6		EF324
A8	1995-98	4.2L	V8		EF110
Allroad Quattro	2003-on	4.0L	V8	DOHC	EF110
S3	1998-02	1.8L	L4		EF100
S4 Quattro	1999-on	2.8L	V6		EF102
S6	1993-98	2.2, 2.3L	L5		EF110
S6 Quattro	1999-on	2.8L	V6		EF102
S8 Quattro	1998-on	4.2L	V8		EF100
TT Roadster	2000-on	1.8L	L4		EF100
V8 Quattro	1990-92	3.6L	V8		EF110
<b>BENTLEY</b>					
All Models	1986-on	6.8L	V8		EF102
<b>BMW</b>					
3.0si, csi	1972-78	3.0L	L6	B30	EF120
316i	1998-99	1.6L	L4	B16	EF208
318i, is 1766cc	1980-96	1.8L	L4	B18	EF100
318i 1796cc	1997-98	1.8L	L4	B18	EF208
318is	1990-99	1.9L	L4	B18	EF208
318ti	1996-on	1.9L	L4	B18	EF208
320i	1975-79	2.0L	L6	B20	EF106
320i	1988-95	2.0L	L6	B20	EF100
320i	2004-on	2.0L	L6		EF100
323i	1978-83	2.3L	L6	B23	EF106
323i	1983-85	2.3L	L6	B23	EF100
323i	1996-on	2.5L	L6	E36	EF208
325e, 325i	1986-95	2.5, 2.7L	L6	B25, B27	EF100
325i	2004-on	2.5L	L6		EF208
328i	1997-on	2.8L	L6	B28	EF208
520i	1974-79	2.0L	L4	E12	EF106
520i	1973-78	2.0L	L4	B20	EF120
520i	1983-95	2.0, 2.7L	L6	B20, B27	EF100
520i	1995-96	2.0L	L6	B20	EF203
523i	1996-on	2.5L	L6	B24	EF203

## EFI FUEL FILTERS - VEHICLE APPLICATION

MAKE & MODEL	YEAR	CC	TYPE	ENGINE CODE	FILTER
<b>BMW cont...</b>					
525e, 525i	1986-96	2.5, 2.7L	L6	B25, B27	EF100
525i, E39	2003-on	2.5L	L6	DOHC	EF208
525i	2003-on	3.0L	L6	DOHC	EF208
528i	1977-92	2.8L	L6	B28	EF100
530i	1993-96	3.0L	V8	M60	EF203
535, 535i, is	1986-93	3.4L	L6	B35	EF100
540i	1993-96	4.0L	V8	B40	EF203
540i	1996-on	4.4L	V8	B44	EF208
633csi	1977-80	3.2L	L6	B32	EF100
635csi	1986-89	3.4L	L6	B35	EF100
730i	1990-93	3.0L	L6	B30	EF100
730i	1994-96	3.0L	V8	M60	EF203
733i	1978-83	3.2L	L6	B32	EF100
735i, iL	1983-92	3.2, 3.4L	L6	B32, B34	EF100
735iL	1996-on	3.5L	V8	B35	EF208
735L	2002-on	3.6L	V8	DOHC	EF208
740iL	1994-95	4.0L	V8	B40	EF203
740iL	1996-on	4.4L	V8	B44	EF208
750iL	1988-95	5.0L	V12	B50	EF100
750iL	1994-95	5.4L	V12	B54	EF203
750iL	1995-on	5.4L	V12	B54	EF208
760iL	2003-on	6.0L	V12	DOHC	EF208
840Ci	1993-95	4.0L	V8	B40	EF203
840Ci	1996-on	4.0L	V8	B40	EF208
850i, 850Ci	1990-95	5.0L	V12	B50	EF203
M3	1993-95	3.0, 3.2L	L6	B30, B32	EF100
M3	1995-99	3.2L	L6	E36	EF208
M5	1990-93	3.5L	L6	B35	EF100
X5	2003-on	4.4L	V8	DOHC	EF208
Z3	1997-99	1.9L	L4	B19	EF208
Z3	1997-on	2.8L	L6	B28	EF208
Z3	1999-on	2.0L	L6	B20	EF208
<b>CHRYSLER</b>					
Voyager S.W.B. (OEM Pipes & Fittings Attached)	1997-on	3.3L	V6		EF312
Voyager L.W.B. (OEM Pipes & Fittings Attached)	1997-on	3.3L	V6		EF335
Neon	1995-96	2.0L	L4		EF314
Neon (OEM Pipes & Fittings Attached)	1997-on	2.0L	L4		EF312
<b>CITROEN</b>					
AX	1991-93	1.4L	L4		EF120
BX16	1989-94	1.9L	L4		EF120
BX19 Tri, Tzi	1987-92	1.9L	L4		EF120
C3	2002-on	1.4L	L4	SOHC	EF304
C3	2003-on	1.6L	L4	DOHC	EF304
CX25 ie	1984-85	2.5L	L4		EF120
CX25 Gti	1985-on	2.5L	L4		EF120
Xantia	1994-96	2.0L	L4		EF120
Xantia	2000-on	1.6, 2.0L	L4		EF304
XM	1991-00	3.0L	V6		EF100
<b>DAEWOO</b>					
1.5 Litre	1994-95	1.5L	L4	SOHC	EF159
Cielo	1995-98	1.5L	L4	SOHC	EF159
Espero	1995-97	2.0L	L4	SOHC	EF159
Korando	1998-on	3.0L	L6	DOHC	EF100

## EFI FUEL FILTERS - VEHICLE APPLICATION

MAKE & MODEL	YEAR	CC	TYPE	ENGINE CODE	FILTER
<b>DAEWOO cont...</b>					
Lanos	1997-on	1.5, 1.6L	L4	DOHC	EF160
Leganza	1997-99	2.0L	L4	16v	EF160
Leganza	1999-on	2.2L	L4	DOHC	EF160
Nubira	1997-on	1.6L	L4	16v	EF160
Nubira	1999-on	2.0L	L4	16v	EF159
<b>DAIHATSU</b>					
Applause A101	1989-95	1.6L	L4	HDE	EF155
Applause A101	1995-98	1.6L	L4	HDE	EF196
Applause A101B	1998-on	1.6L	L4	HDE	EF170
Charade Centro (L500)	1995-97	659cc	L3	FEEL	EF174
Charade G102	1988-93	1.3L	L4	HCE	EF141
Charade G200	1993-98	1.3L	L4	HCE	EF192
Charade G203	1994-99	1.5L	L4	HEE	EF141
Feroza F300	1988-95	1.6L	L4	HDE	EF140
Feroza F300, F300B	1995-99	1.6L	L4	HDE	EF168
Mira	1992-on	847cc	L3	ED20	EF317
Move L601	1997-on	847cc	L3	ED10	EF174
Move	1997-on	1.0L	L3	RJ-DE	EF317
Pyzar G301, G303	1997-on	1.5,1.6L	L4	HEEG, HDEP	EF192
Pyzar G301	1997-on	1.6L	L4	HDEP	EF192
Rocky F80, F85	1987-89	2.0L	L4	3YE	EF140
Terios HG-EJ	1998-on	1.3L	L4	K3-VE	EF322
<b>DAIMLER</b>					
Double Six	1986-87	5.3L	V12		EF100
Double Six - Vanden Plas	1974-79	5.3L	V12		EF130
Double Six - Vanden Plas	1979-82	5.3L	V12		EF100
Sedan	1987-89	3.6L	L6		EF110
Sedan	1990-97	4.0L	L6		EF100
Sovereign, Vanden Plas	1979-82	4.2L	L6		EF100
<b>EUNOS</b>					
300	1992-97	1.8L	V6	K8	EF164
500	1992-96	2.0L	V6	KF	EF157
800	1994-96	2.5L	V6	KL	EF153
<b>FERRARI</b>					
308 Gtb, Gts, Gtsi	1981-86	2.9L	V8		EF103
328 Gts	1986-90	3.2L	V8		EF103
348 Ts	1990-94	3.4L	V8		EF102
400 Ai, Gti	1981-85	4.8L	V12		EF105
512 Tr	1993-95	4.9L	Flat 12		EF102
512i	1982-84	4.9L	Flat 12		EF105
Mondial 8	1981-90	2.9L	V8		EF103
Mondial t	1990-94	3.4L	V8		EF102
<b>FIAT</b>					
Argenta	1983-85	2.0L	L4		EF120
Croma	1988-89	2.0L	L4		EF110
Regatta	1986-89	1.6L	L4		EF120
<b>FORD</b>					
Bronco	1985-87	4.9L	V8		EF126
Capri SA, SB, SC, SD, SE	1989-94	1.6L	L4	B6	EF121
Corsair UA	1989-92	2.0, 2.4L	L4	CA20E, KA24E	EF100

## EFI FUEL FILTERS - VEHICLE APPLICATION

MAKE & MODEL	YEAR	CC	TYPE	ENGINE CODE	FILTER
<b>FORD cont...</b>					
Cougar	1999-02	2.5L	V6	DOHC 24V	EF126
Courier	1991-00	2.6L	L4	G6	EF112
Explorer V6	1996-00	4.0L	V6		EF193
F100, F150, F350	1986-93	4.9, 5.8L	V8		EF126
Escape	2001-on	2.5L	V6		EF310
Fairlane ZK, ZL	1983-88	4.1L	L6		EF100
Fairlane NA, NB	1988-91	3.9L	L6		EF120
Fairlane NC, NL, NF	1991-96	3.9, 4.0, 5.0L	L6, V8		EF156
Fairlane NU	1998-on	3.9, 4.0, 5.0L	L6, V8		EF199A
Falcon XE, XF	1983-88	4.1L	L6		EF100
Falcon EA	1988-91	3.9L	L6		EF120
Falcon EB, ED, EF, EL	1991-98	3.9, 4.0, 5.0L	L6, V8		EF156
Falcon AU, AU2	1998-01	4.0, 5.0L	L6, V8		EF199A
Falcon BA	2002-on	4.0, 5.0L	L6, V8		EF199A
Falcon XG, XH Van & Utility	1993-97	4.0L	L6		EF156
Festiva WB, WD	1994-97	1.3, 1.5L	L4	B3, B5	EF162
Festiva WF	1998-on	1.3, 1.5L	L4	B3, B5	EF162
Fiesta	2004-on	1.6L	L4	DOHC	EF178
Focus DOHC	2003-on	1.8, 2.0L	L4		EF323
Laser TX-3i	1989-91	1.6L	L4	B6	EF128
Laser KC (Includes TX3)	1985-87	1.6L	L4	E3, B6	EF121
Laser KE (Includes TX3)	1987-90	1.3, 1.6L	L4	E3, B6	EF121
Laser KF, KH (Includes TX3)	1990-95	1.6, 1.8L	L4	B6, BP	EF158
Laser KF, KH (Includes TX3)	1990-95	1.8L	L4	BPD	EF127
Laser KJ	1994-99	1.6, 1.8L	L4	B6, BP	EF127
Laser Liata	1995-on	1.3, 1.6L	L4		EF127
LTD FD, FE	1983-88	4.1L	L6		EF100
LTD DA	1988-91	3.9L	L6		EF120
LTD DC, DF, DL	1991-99	3.9, 4.0, 5.0L	L6, V8		EF156
LTD DU	1998-on	3.9, 4.0, 5.0L	L6, V8		EF199A
Mondeo HA, HB, HC, HD, HE	1995-00	1.8, 2.0L	L4		EF178
Mondeo Zetec	1997-02	1.8, 2.5, 3.0L	L4, V6	Zetec	EF310
Probe ST, SU, SV	1994-98	2.5L	V6	KL	EF161
Raider UV	1991-97	2.6L	L4	G6	EF112
Sierra	1997-on	2.0L	L4		EF102
Taurus DN, DP	1996-98	3.0L	V6	Duratec	EF126
Telstar AS	1986-87	2.0L	L4	FE	EF140
Telstar AT, AV	1987-92	2.0, 2.2L	L4	FE, F8	EF122
Telstar AX, AY	1992-96	2.0, 2.5L	L4, V6	FS, KL	EF157
Telstar TX5	1992-97	2.5L	V6	KL	EF157
Transit	2001-on	2.3L	L4		EF328
<b>GMH</b>					
Apollo JK, JL	1989-93	2.0L	L4	3SFE	EF141
Apollo JM, JP	1993-95	2.2, 3.0L	L4, V6	5SFE, 3VZFE	EF141
Astra LD	1987-89	1.6, 1.8L	L4	16LE, 18LE	EF100
Astra TR	1996-98	1.6, 1.8L	L4	C16SE, C18SEL	EF120
Astra TR	1996-98	2.0L	L4	X20SE	EF120
Astra TS	1998-on	1.8L	L4	X18XE	EF149
Barina SB	1994-00	1.2, 1.4L	L4	C12, C14	EF160
Barina XC	2001-02	1.4L	L4	Z14XE	EF160
Calais VTII (Chev Engine)	2000-02	5.7L	V8	4L60E	EF209
Calibra YE, YE95	1991-98	2.0L	L4	C20NE, C20XE	EF120
Calibra YE95	1995-98	2.5L	V6	C25XE	EF120
Camira JD, JE	1984-89	1.8, 2.0L	L4	18JC, 20JD	EF100
Combo SB	1996-00	1.4L	L4	C14NZ	EF160



## EFI FUEL FILTERS - VEHICLE APPLICATION

MAKE & MODEL	YEAR	CC	TYPE	ENGINE CODE	FILTER
<b>GMH cont...</b>					
Commodore VG Utility	1988-91	3.8, 5.0L	V6, V8		EF120
Commodore VK	1984-86	3.3L	L6		EF100
Commodore VL	1986-88	2.0, 3.0L	L6	RB20E, RB30E	EF100
Commodore VL	1986-88	5.0L	V8		EF100
Commodore VN	1988-89	2.0, 3.8L	L4, V6		EF100
Commodore VN, VP, VR, VS	1989-97	3.8L	V6		EF120
Commodore VN, VP, VR, VS	1998-97	5.0L	V8		EF120
Commodore VT, VTII	1997-00	3.8, 5.0L	V6, V8		EF149
Commodore VX, VXII	2000-02	3.8L	V6		EF149
Commodore HSV, VX, VXII	2000-02	5.7L	V8		EF209
Commodore VY Sedan & Wagon	2003-04	3.8L	V6		EF149
Commodore VY Sedan	2003-04	5.7L	V8		EF209
Commodore VZ Sedan & Wagon	2004-on	3.6L	V6		EF209
Commodore VZ Sedan	2004-on	5.7L	V8		EF209
Frontera RC	1995-98	2.0L	L4	X20SE	EF120
Jackaroo	1988-93	2.6L	L4	4ZEI	EF131
Jackaroo (Includes Monterey)	1992-98	3.2L	V6	6VDI	EF120
Maloo Utility	1990-96	5.0L	V8		EF120
Nova LF, LG	1991-97	1.6, 1.8L	L4	4AFE, 7AFE	EF137
Piazza YB	1986-87	2.0L	L4	4ZC1	EF130
Rodeo TF	1988-95	2.6L	L4	4ZE1	EF131
Rodeo TF	1995-98	2.6L	L4	4ZE1, 4ZD1	EF120
Rodeo TF	1998-on	3.2L	V6	6VD1	EF120
Statesman VQ, VR, VS	1991-99	3.8, 5.0L	V6, V8		EF120
Statesman WH	1999-on	3.8L	V6		EF149
Suburban	1998-on	5.7L	V8	4L60E	EF159
Vectra JR, JS	1997-on	2.0L	L4	C20SEL	EF149
Vectra JR, JS	1997-on	2.5L	V6	X25XE	EF149
<b>GM - USA</b>					
Blazer S10, C & K Series	1986-98	4.3L	V6		EF159
Blazer, GMC	1988-00	5.0, 5.7L	V8		EF159
Buick-Cadillac-Oldsmobile	1990-92	3.8L	V6		EF313
Camaro	1986-92	5.0, 5.7L	V8		EF159
Caprice	1986-80	4.3L	V6		EF159
Caprice	1990-95	4.3L	V6		EF209
Caprice	1988-91	5.0, 5.7L	V8		EF159
Caprice	1991-95	5.0, 5.7L	V8		EF209
Corvette	1986-96	5.7L	V8		EF159
<b>HONDA</b>					
Accord Exi, Vti	1987-89	2.0L	L4	A20A4	EF115
Accord Si	1989-93	2.2L	L4	F22A5	EF114
Accord Exi, Vti	1993-97	2.2L	L4	F22B1, B3	EF152
Accord CF8	1997-02	2.3, 3.0L	L4, V6	F23A5	EF327
Accord	2001-on	1.7L	V6		EF337
Ascot / Innova	1989-on	2.0L	L4	F20A	EF115
Ascot / Innova	1993-on	2.5L	V6	G25A	EF152
Civic EG VTE-C Engine	1993-95	1.5L	L4	D15Z1	EF114
Civic Si, Vei	1991-95	1.6L	L4	D16A8	EF114
Civic EK	1995-on	1.6L	L4	D16Y4, Y5, A2	EF152
Civic/CRX	1987-92	1.6L	L4	D16A8	EF115
Civic/CRX	1992-98	1.6L	L4	B16A2	EF114
Concerto	1988-93	1.6L	L4	D16Z2	EF115
CRV	1997-98	2.0L	L4	D20B3	EF152
HR-V	1999-02	1.6L	L4	D161W1	EF152

## EFI FUEL FILTERS - VEHICLE APPLICATION

MAKE & MODEL	YEAR	CC	TYPE	ENGINE CODE	FILTER
<b>HONDA cont...</b>					
Integra	1986-89	1.6L	L4	D16A3	EF117
Integra Ls	1989-93	1.8L	L4	B18A1	EF115
Integra Gsi, Vti-R	1994-on	1.8L	L4	B18B2, B18C2	EF152
Legend	1986-91	2.5, 2.7L	V6	C25A1, C27A1	EF144
Legend	1991-on	3.2, 3.5L	V6	C32A3, C35A3	EF144
NSX, NSX-T	1991-98	3.0L	V8	C30A1, C30A3	EF115
Odyssey	1995-98	2.2L	L4	F22B3	EF152
Odyssey	2003-on	2.2L	L4	SOHC	EF152
Prelude	1986-91	2.0L	L4	A20A4, B20A6	EF115
Prelude Si, Vti-R	1991-97	2.2L	L4	F22A1	EF114
<b>HYUNDAI</b>					
Accent	2004-on	1.6L	L4	DOHC	EF101
Elantra	2003-on	2.0L	L4	DOHC	EF176
Excel X2	1990-94	1.5L	L4	G4DJ	EF101
Excel X3	1994-98	1.5L	L4	G4EK	EF139
FX	1996-on	1.8L	L4	Beta	EF176
Grandeur	1999-02	3.0L	V6	8G72	EF145
H100, H200 Van	1995-on	2.4L	L4	G4C	EF145
Highlander & Terracan	2001-on	3.5L	V6		TBA
Lantra	1991-92	1.6L	L4	G4CR	EF147
Lantra	1992-95	1.8L	L4	G4CN, Beta	EF147
Lantra	1996-on	1.8L	L4	Beta	EF176
"S" Coupe	1990-96	1.5L	L4	G4EK	EF101
SFX	1996-98	2.0L	L4	G4GF	EF176
Sonata	1993-00	2.0L	L4	G4CP	EF145
Sonata	1989-92	2.4L	L4	G4CS	EF101
Sonata	1998-99	2.5L	L4	Delta	EF145
Sonata	1990-91	3.0L	V6	G6AT	EF101
Sonata	1991-98	3.0L	V6	G6AT	EF140
SX	1996-97	1.8L	L4	G4GMR	EF176
Trajet DOHC	2000-on	2.6L	V6		EF302
Tucson & Tucson Elite	2004-on	2.7L	L6	DOHC	TBA
<b>ISUZU</b>					
Bighorn UBS17	1989-92	2.6L	L4	4ZE1	EF120
Bighorn UBS25	1992-98	3.2L	V6	6VD1	EF120
<b>JAGUAR</b>					
S-Type	2002-on	2.5L	V6	DOHC	EF100
Sovereign	1986-93	5.3L	V12		EF100
Sovereign	1987-97	3.6, 4.0L	L6		EF110
XJ	1976-79	5.3L	V12		EF130
XJ12	1993-95	6.0L	L6		EF100
XJ6	1993-97	3.2L	L6		EF110
XJ6, Sovereign	1979-87	4.2L	L6		EF100
XJ6	1987-97	3.6, 4.0L	L6		EF110
XJR	1997-02	4.0L	V8		EF159
XJR	2003-on	4.2L	V8	DOHC	EF159
XJS	1992-95	4.0, 6.0L	L6		EF100
XJS	1976-81	5.3L	V12		EF130
XJS, XJSC	1982-93	5.3L	V12		EF100
XJ8, XK8	1996-02	4.0L	V8		EF159
XJ8	2003-on	4.0L	V8	DOHC	EF159
X-Type	2001-on	2.5L	V6	DOHC	EF159
X-Type	2002-on	2.0L	V6	DOHC	EF159

## EFI FUEL FILTERS - VEHICLE APPLICATION

MAKE & MODEL	YEAR	CC	TYPE	ENGINE CODE	FILTER
<b>JEEP</b>					
Cherokee	1994-98	4.0L	L6	MX	EF195
Grand Cherokee Laredo & Limited	1996-99	4.0L	L6		EF184
Wrangler	1996-on	4.0L	L6	MX	EF195
<b>KIA</b>					
Carnival	2002-on	2.5L	V6		EF309
Cerato	2004-on	2.0L	L4	DOHC	EF145
Credos	1998-on	2.0L	L4	FED	EF167
Mentor	1996-on	1.5, 1.8L	L4	B5	EF167
Optima	2004-on	2.6L	V6	DOHC	EF145
Sportage	1996-on	2.0L	L4	FED	EF177
<b>LADA</b>					
Niva Cossack	1995-96	1.7L	L4		EF120
Niva Jabiru, Quadro	1992-93	1.6L	L4		EF120
Niva Toro	1990-93	1.6L	L4		EF120
<b>LANDROVER - RANGEROVER</b>					
Discovery	1991-93	3.5L	V8		EF159
Discovery	1993-00	3.9L	V8		EF159
Discovery / Defender	1991-96	3.5L	V8		EF159
Discovery / Defender	1997-on	3.9L	V8		EF159
Freelander	1998-00	1.8L	L4		EF159
Freelander	2000-on	2.5L	V6		EF159
Range Rover, Vogue	1985-89	3.5L	V8		EF100
Range Rover	1989-92	3.9L	V8		EF100
Range Rover	1997-00	4.6L	V8		EF159
<b>LEXUS / SOARER / WINDOM</b>					
ES300 Lexus / Windom	1992-96	4.0L	V6	3VZFE	EF141
GS300	1997-01	3.0L	L6	2JZ-GE	EF303
LS400 Celsior	1995-on	4.0L	V8	1UZ-FE	EF205
LS400 Lexus	1990-97	4.0L	V8	1UZFE	EF145
LX470 Lexus	1998-on	4.7L	V8	2UZFE	EF188
<b>MASERATI</b>					
222, 228, 430, KARIF	1988-95	2.8L	L6		EF105
Bi Turbo (All Models)	1987-95	2.8L	L6		EF105
<b>MAZDA</b>					
121	1990-97	1.3L	L4	B3	EF122
121	1994-96	1.5L	L4	B5	EF162
121 Metro	1996-on	1.3, 1.5L	L4	B3, B5	EF162
323 FWD (Includes Turbo)	1985-94	1.6L	L4	B6, B6T	EF121
323 FWD (Includes Turbo)	1985-89	1.5L	L4	B5, B5T	EF127
323 FWD (Includes Turbo)	1994-on	1.6L	L4	B6, B6T	EF127
323 iGT	1989-91	1.6L	L4	B6	EF128
323 FWD DOHC	1994-00	1.8L	L4	BP, BPT	EF127
323 FWD (Includes Turbo)	1994-00	2.0L	V6	KF	EF164
626 / Capella	1982-87	1.8L	L4	F8	EF140
626 / Capella	1987-91	2.0L	L4	FE	EF122
626 / Capella	1992-97	2.0L	L4	FS	EF157
626 / Capella	1994-on	1.8L	L4	FP	EF157
626 / Capella	1987-97	2.2L	L4	F2	EF122
626 / Capella	1992-97	2.5L	V6	KL	EF157
626 / Capella	1992-97	2.0L	L4	FS	EF186

## EFI FUEL FILTERS - VEHICLE APPLICATION

MAKE & MODEL	YEAR	CC	TYPE	ENGINE CODE	FILTER
<b>MAZDA cont...</b>					
626 Saloon & Wagon	1998-on	1.8, 2.0L	L4	FP, FS	EF186
929 / Luce	1987-91	2.0L	V6	JF	EF124
929 / Luce	1991-97	3.0L	V6	JE	EF153
Astina DOHC	1990-00	1.8L	L4	BP	EF127
B2600	1990-00	2.6L	L4	G6	EF112
Cronos	1992-on	1.8, 2.0, 2.5L	L4, V6	FE	EF157
Demio DC	1997-on	1.5L	L4		EF162
MPV	1993-99	3.0L	V6	JE	EF173
MS6, MS8 KF-KL	1992-on	2.0, 2.5L	V6		EF157
MS9, Sentia/929 J5, JE	1991-on	2.5, 3.0L	V6		EF153
MX-5	1989-98	1.6, 1.8L	L4	B6,BP	EF118
MX-5	2004-on	1.8L	L4	DOHC	EF310
MX-6	1987-91	2.2L	L4	F2	EF125
MX-6	1991-97	2.5L	V6	KL	EF157
RX7	1986-91	1.3L	Rotary	13B, 13BT	EF127
RX7	1992-96	1.3L	Rotary	13BT	EF319
RX8	2003-on	1.3L	Rotary		EF319
Tribute	2001-on	2.5L	V6		EF310
Tribute	2003-on	2.2L	L4	DOHC	EF310
<b>MERCEDES - BENZ</b>					
180 E	1991-94	1.8L	L4		EF103
190 E	1984-91	2.0, 2.6L	L4		EF104
190 E	1990-92	1.8L	L4		EF103
190 E	1990-92	2.3L	L4		EF103
190 E	1992-94	2.0L	L4		EF104
220 E,	1993-96	2.2L	L4		EF104
230 E	1986-93	2.3L	L4		EF104
230 E, CE, TE	1981-86	2.3L	L4		EF103
230 GE	1986-89	2.3L	L4		EF103
230 E, TE	1984-86	2.3L	L4		EF103
260 E	1988-91	2.6L	L6		EF104
280 TE, E, CE, SE, SEL	1976-86	2.7L	L6		EF103
300 E	1991-93	2.6, 2.8L	L6		EF104
300 E, CE, SE	1986-93	3.0, 3.2L	L6		EF104
300 SE, SEL, TE	1986-93	2.8, 3.0L	L6		EF104
320 E, E320	1993-on	3.2L	L6		EF104
380 SE, SEC, SEL	1981-86	3.8L	V8		EF103
380 SL, SLC	1980-86	3.8L	V8		EF103
400 SE, SEL	1992-93	4.2L	V8		EF104
420 S, SEL, SE	1986-99	4.2L	V8		EF104
450 SE, SEL	1976-80	4.5, 6.8L	V8		EF103
450 SL, SLC	1976-80	4.5L	V8		EF103
500 SEL, SEC	1992-93	5.0L	V8		EF104
500 SL	1990-93	5.0L	V8		EF104
560 SL, SEL, SEC	1985-92	5.5L	V8		EF104
600SL, SEL	1992-93	6.0L	V12		EF104
A160	2003-on	1.6L	L4		EF330
C180	2001-on	2.0L	L4		EF330
C200K	2001-on	2.0L	L4	DOHC	EF330
C230, C240, E240 (4 Pipes)		2.6, 3.2L	L6		EF330
C240	1997-on	2.4L	V6	SOHC	EF330
CLK 200K	2004-on	1.8L	L4	DOHC	EF330
E280, E280T	1993-96	2.8L	L6		EF103
E320C, E320CA	1993-94	3.2L	L6		EF104
ML320	1998-on	3.2L	V6	SOHC	EF330

## EFI FUEL FILTERS - VEHICLE APPLICATION

MAKE & MODEL	YEAR	CC	TYPE	ENGINE CODE	FILTER
<b>MERCEDES - BENZ cont...</b>					
ML430	1999-on	4.3L	V8	SOHC	EF330
SLK200	2004-on	1.8L	L4	DOHC	EF330
SLK320	2001-on	3.2L	V6	SOHC	EF330
SLK320	2000-on	3.2L	V6	SOHC	EF330
SLK350	2004-on	3.5L	L6	DOHC	EF330
<b>MITSUBISHI</b>					
Carisma	1996-97	1.8L	L4	4G93	EF141
Challenger	1998-on	3.0L	V6	6G72	EF169
Chariot UF	1992-98	2.4L	L4	4G93	EF141
Chariot UG	1998-on	2.4L	L4	4G63	EF141
Cordia AA, AB, AC	1984-89	1.8L	L4	4G62	EF139
Diamante	1991-94	3.0L	V6	4G73	EF141
Diamante	1995-on	2.5, 3.0L	V6	6G72, 6G73	EF199A
Diamante	1996-on	3.0, 3.5L	V6	6G72, 6G74	EF199A
Diamante F41A 4WD	1995-01	2.5L	V6	6G73	EF198
Diamante Sei	1996-01	3.0L	V6	6G72	EF199A
Diamante Sei	2001-on	3.5L	V6	6G74	EF199A
FTO Coupe	1994-on	2.0L	V6	6A12	EF320
Galant HG, HH, SEI, Super Saloon	1989-93	2.0L	L4	4G63	EF141
Galant HJ, SH, GLXI, GSR	1993-97	2.0L	L4	4G63	EF141
Galant SWEmeraude GDI Direct Injection	1997-on	1.8L	L4	4G93	EF318
Galant 2.0L 16V	1996-on	2.0L	L4	4G63	EF201
Galant 2.5L 24V	1996-on	2.5L	V6	6A13	EF201
Galant Wagon	1997-on	1.8L	L4	4G93	EF201
GTO	1991-on	3.0L	V6	4G72T	EF140
L300 SF, SG, SH	1986-94	2.4L	L4	4G64	EF140
L400 MPV	1994-98	2.0L	L4	4G64	EF141
Lancer CA, CB (Manual)	1989-92	1.5L	L4	4G15	EF140
Lancer CA, CB (Auto)	1989-92	1.5L	L4	4G15	EF141
Lancer CB GSR	1990-92	1.6L	L4	4G61	EF140
Lancer	1991-93	1.3, 1.5L	L4	4G13, 4G15	EF140
Lancer CB GSR	1992-96	1.8L	L4	4G93	EF141
Lancer CC, GL, GLX, GLXI, GTI	1992-96	1.6L	L4	4G92	EF141
Lancer CC, GSR, GLS, SEI	1992-96	1.8L	L4	4G93	EF141
Lancer GSR Evo 3, 4, 5	1995-on	2.0L	L4	4G63T	EF166
Lancer Coupe & LM Series	1992-on	1.5, 1.8L	L4	4G15, 4G93	EF166
Legnum	1996-on	2.5L	V6	6A13	EF201
Legnum	1996-on	2.0L	V6	6A12	EF201
Legnum GDI Direct Injection	1996-on	1.8, 2.4L	L4	4G64, 4G93	EF318
Libero	1992-on	1.8L	L4	4G93	EF141
Magna TN, TP	1987-91	2.6L	L4	4G54	EF102
Magna TR, TS	1991-96	2.6, 3.0L	L4, V6	4G54, 6G72	EF141
Magna TE, TF	1996-99	2.4, 3.0L	L4, V6	4G64, 6G72	EF199A
Magna TH Sedan	1999-on	3.0, 3.5L	V6	6G72, 6G74	EF199A
Mirage	1991-93	1.3, 1.5L	L4	4G13, 4G15	EF140
Mirage	1993-on	1.5L	L4	4G91	EF140
Mirage GLXI	1992-96	1.6L	L4	4G92	EF141
Mirage GLS	1996-on	1.5L	L4	4G15	EF166
Nimbus UF	1992-98	2.4L	L4	4G64	EF141
NimbusUG	2000-on	2.4L	L4	SOHC	EF141
Pajero NF, NG, NH	1988-93	3.0L	V6	6G72	EF140
Pajero NJ	1993-96	3.0, 3.5L	V6	6G72, 6G74	EF141
Pajero NK, NL	1996-on	3.0, 3.5L	V6	6G72, 6G74	EF141
Starion JA, JB, JD	1982-87	2.0L	L4	4G63	EF101
Starwagon SF, SG, SH	1986-00	2.4L	L4	4G64	EF140

# EFI FUEL FILTERS - VEHICLE APPLICATION



MAKE & MODEL	YEAR	CC	TYPE	ENGINE CODE	FILTER
<b>mitsubishi cont...</b>					
Starwagon WA	1994-98	2.4, 3.0L	L4	4G64, 6G72	EF141
Triton MH, MJ	1990-96	3.0L	V6	6G72	EF140
Triton MK	1996-on	2.4L	L4	4G64	EF202
Triton MK	1996-on	3.0L	V6	6G72	EF202
V3000 EA, EB, EC	1988-95	3.0L	V6	6G72	EF140
Verada KR, KS	1991-96	3.0L	V6	6G72	EF141
Verada KE, KF	1996-99	3.5L	V6	6G72	EF199A
Verada KH Sedan	1999-on	3.5L	V6	6G74	EF199A
Verada KJ	2000-02	3.5L	V6	6G74	EF199A
<b>NISSAN</b>					
200SX Turbo	1990-94	1.8L	L4	CA18DET	EF131
200SX Turbo	1994-on	2.0L	L4	SR20DET	EF131
280C, 280ZX/ Fairlady	1979-84	2.8L	L6	L28E	EF130
300C	1984-88	3.0L	V6	VG30E	EF131
300ZX/ Fairlady	1984-89	3.0L	V6	VG30E, DET	EF130
300ZX/ Fairlady	1990-on	3.0L	V6	VQ30	EF130
Bluebird U11 (Turbo)	1983-91	1.8L	L4	CA18ET	EF130
Bluebird U11	1985-90	1.8, 2.0L	L4, V6	CA18, VG20E	EF130
Bluebird U12	1989-92	1.8L	L4	SR18DE	EF135
Bluebird U12	1989-92	2.0L	L4	SR20DE	EF131
Bluebird U12	1989-93	2.0L	L4	CA20E	EF130
Bluebird U12 / U13	1993-97	2.4L	L4	KA24E	EF135
Bluebird U13	1991-96	1.8, 2.0L	L4	SR18DE, SR20DE	EF135
Bluebird U14	1996-on	1.8, 2.0L	L4	SR18DE, SR20DE	EF135
Cefiro A31	1988-94	2.0, 2.5L	L6	RB20E, RB25DE	EF135
Cefiro A32	1994-97	2.0, 2.5L	V6	VG20, VG25DE	EF131
Cefiro A32	1994-97	3.0L	V6	VG30ET	EF131
Cefiro A32	1997-on	2.5, 3.0L	V6	VQ25DE, VQ30DE	EF131
EXA	1983-87	1.5L	L4	E15T	EF131
EXA	1987-91	1.6, 1.8L	L4	CA16, 18DE	EF131
Gazelle S12	1984-88	2.0L	L4	CA20E	EF130
GT-R	1991-93	2.6L	L6	RB26DETT	EF135
Infiniti	1993-97	4.5L	V8	VH45DE	EF120
Laurel	1984-93	1.8L	L4	CA18	EF135
Laurel	1984-91	2.0L	L6	RB20E	EF131
Laurel	1991-on	2.5L	L6	RB25DE	EF135
Leopard	1992-on	3.0L	L6	VG30E	EF131
Maxima	1984-88	2.0L	L6	VG20E	EF131
Maxima	1988-99	3.0L	V6	VG30E, VQ30DE	EF131
Maxima	2004-on	3.5L	V6	DOHC	EF131
Micra	1995-97	1.3L	L4	CG13DE	EF131
Navara D21	1997-00	2.4L	L4	KA24E	EF131
Navara D22	1992-97	3.0L	V6	VG30E	EF131
NX, NX-R (Without ABS)	1991-96	2.0L	L4	SR20DE	EF131
NX, NX-R (With ABS)	1991-96	2.0L	L4	SR20DE	EF135
Pathfinder / Terano WD21	1989-97	3.0L	V6	VG30E, VG33E	EF131
Pathfinder / Terano	1997-on	3.3L	V6	VG33E	EF131
Patrol GQ	1992-97	4.2L	L6	TB42E	EF135
Patrol GU	1998-on	4.5L	L6	TB45E	EF131
Pintara	1986-90	2.0L	L4	CA20E	EF130
Pintara	1989-92	2.4L	L4	KA24E	EF100
Prairie	1990-95	2.0L	L4	SR20DE	EF135
Prairie	1990-on	2.4L	L4	KA24E	EF131
Presea	1990-95	1.5, 1.8L	L4	GA15DE, SR18DE	EF135
Presea	1995-on	1.8, 2.0L	L4	SR18DE, SR20DE	EF131

## EFI FUEL FILTERS - VEHICLE APPLICATION

MAKE & MODEL	YEAR	CC	TYPE	ENGINE CODE	FILTER
<b>NISSAN cont...</b>					
Primera P10 & P11	1993-on	1.8, 2.0L	L4	SR18DE, SR20DE	EF131
Pulsar N12 (Non Turbo)	1983-86	1.3L	L4	E13	EF185
Pulsar N12 (Non Turbo)	1983-86	1.5L	L4	E15	EF185
Pulsar, Sentra, Sunny, N13, N14, N15	1989-96	1.5,1.6,1.8L	L4	GA15DE, 16DE, SR18DE	EF131
Pulsar, Langley N13, N14, N15	1989-96	1.5,1.6,1.8L	L4	GA15DE, 16DE, SR18DE	EF131
Sentra N15	1996-on	1.5, 1.6L	L4	GA15DNE, GA16DNE	EF135
Serena	1992-95	2.0L	L4	SR20DE	EF131
Skyline R30	1985-86	2.4L	L6	L24E	EF130
Skyline R31	1987-89	2.0L	L6	RB20E	EF131
Skyline R31	1986-90	3.0L	L6	RB30E	EF130
Skyline R32 (Turbo Models Included)	1989-93	2.0L	L6	RB20DE	EF135
Skyline R33 (Turbo Models Included)	1993-on	2.5L	L6	RB25DE	EF131
<b>PEUGEOT</b>					
205GTI	1986-94	1.9L	L4		EF110
205SI	1991-94	1.6L	L4		EF110
305	1986-94	1.9L	L4		EF110
306	1993-98	1.6L	L4		EF110
309	1985-94	1.7, 2.0L	L4		EF110
405	1985-88	1.9L	L4		EF110
405	1988-96	1.9L	L4		EF100
505GTI	1984-92	2.2L	L4		EF110
505	1987-92	2.8L	V6		EF100
605	1989-94	3.0L	V6		EF100
605	1994-on	3.0L	V6		EF304
<b>PONTIAC</b>					
LeMans GSE	1989-92	2.0L	L4		EF159
<b>PORSCHE</b>					
911 SC	1974-83	3.0L	F6		EF106
911	1976-77	2.7L	F4		EF102
911	1976-83	3.0L	F6		EF105
911 Carrera	1984-89	3.2L	F6		EF106
911	1991-93	3.3L	F6		EF105
911	1993-98	3.6L	F6		EF105
911	1998-on	3.6L	F6		EF105
924	1977-81	2.0L	L4		EF105
928,928S-S4, 928-GT	1980-91	4.7, 4.9L	V8		EF106
944	1982-88	2.5L	L4		EF105
944 (Includes Turbo)	1982-91	2.5L	L4		EF106
944, 944-S2	1988-92	2.7, 3.0L	L4		EF106
<b>PROTON</b>					
M21	1997-00	1.8L	L4	4G93	EF141
Persona	1996-00	1.5L	L4	4G15	EF141
Satria	1997-00	1.6L	L4	4G92	EF141
Wira	1995-96	1.5, 1.6L	L4	4G15, 4G92	EF141
Wira					
<b>RENAULT</b>					
19 Alize	1995-96	1.8L	L4		EF100
19 Baccara	1994-96	1.7, 1.8L	L4		EF100
19RT	1993-95	1.7L	L4		EF100
19TXE	1991-93	1.7L	L4		EF100
Clio Dynamique	2003-on	1.6L	L4	DOHC	EF304

## EFI FUEL FILTERS - VEHICLE APPLICATION

MAKE & MODEL	YEAR	CC	TYPE	ENGINE CODE	FILTER
<b>RENAULT cont...</b>					
Clio Privilege	2002-on	1.6L, 1.4L	L4	DOHC	EF304
Laguna	1995-02	2.0L	L4		EF304
Laguna	1995-02	3.0L	V6		EF304
Megane	1999-02	1.6L	L4		EF301
R21 TXE	1983-91	2.2L	L4		EF100
R25 GTX, Monaco, Baccora	1985-91	2.2L	L4		EF100
Scenic (Includes RX4)	1999-02	1.6, 2.0L	L4		EF301
<b>ROVER - MG</b>					
3500	1981-87	3.5L	V8		EF100
416i	1986-90	1.6L	L4		EF117
825 Si	1987-88	2.5L	V6		EF114
827 Si, Sterling, Vitesse	1988-92	2.7L	V6		EF114
MGF	1997-02	1.8L	L4		EF305
<b>SAAB</b>					
9-3 Sport	2002-on	2.0L	L4	DOHC	EF102
99	1973-74	2.0L	L4		EF102
900S, GLI	1979-84	2.0L	L4		EF105
900i, GLE	1984-86	2.0L	L4		EF110
900i, GLE	1988-93	2.0L	L4		EF102
900S	1994-97	2.0L	L4		EF102
900i	1992-93	2.1L	L4		EF102
900S	1994-98	2.3L	L4		EF102
900S	1994-97	2.5L	V6		EF102
9000i, GLE	1985-91	2.0L	L4		EF102
9000	1993-97	2.3L	L4		EF102
<b>SEAT</b>					
Cordoba	1995-99	1.8L	L4		EF100
Ibiza	1995-99	2.0L	L4		EF100
Toledo	1995-99	2.0L	L4		EF100
<b>SUBARU</b>					
Forester	1997-00	2.0L	F4	EJ20	EF200
Impreza	1993-98	1.6, 1.8L	F4	EJ15, EJ16, EJ18	EF200
Impreza	1996-00	2.0L	F4	EJ20	EF200
Impreza WRX	1994-00	2.0L	F4	EJ20T	EF200
Legacy	1989-92	1.8, 2.0L	F4	EJ18, EJ20	EF200
Legacy	1993-on	2.0L	F4	EJ20	EF200
Legacy	1989-94	2.2L	F4	EJ22	EF200
Legacy	1995-99	2.2L	F4	EJ22	EF200
Legacy	1996-00	2.5L	F4	EJ25	EF200
Legacy RS (Turbo)	1989-on	2.0L	F4	EJ20T	EF200
Leone / Omega	1986-89	1.8L	F4	EA81, 82	EF129
Omega	1989-on	1.8L	F4	EA81, 82, 82T	EF129
Outback	1996-00	2.5L	F4	EJ25	EF200
Outback	2003-on	2.5L	F4	SOHC	EF200
Outback	2000-03	3.0L	F6	EG30	EF200
RX (Turbo)	1985-88	1.8L	F4	EA81	EF129
SVX	1992-95	3.3L	F6	EG33	EF200
Vortex Coupe	1985-91	1.8L	F4	EA82T	EF129
<b>SUZUKI</b>					
Alto	1996-01	1.0L	L4	G10B	EF306
Baleno	1995-00	1.6L	L4	G16B	EF175



## EFI FUEL FILTERS - VEHICLE APPLICATION

MAKE & MODEL	YEAR	CC	TYPE	ENGINE CODE	FILTER
<b>SUZUKI cont...</b>					
Swift SA413	1986-89	1.3L	L4	G13A	EF115
Swift SF413	1989-00	1.3L	L4	G13B	EF113
Swift SF413	1989-95	1.6L	L4	G16B	EF140
Swift GTI DOHC	1989-96	1.3L	L4	G13B	EF140
Vitara / Escudo	1991-98	1.6L	L4	G16A	EF140
Vitara / Escudo	1997-98	2.0L	L4	H20A	EF113
Vitara / Escudo	1995-99	2.0L	V6	H20A	EF140
Vitara Grand	1997-on	2.5L	V6	H25A	EF171
<b>TOYOTA (for alternative import names refer end of Toyota listing)</b>					
Avalon	1998-on	3.0L	V6	1MZFE	EF316
Camry / Vista SV10	1984-86	1.8L	L4	1SILU	EF141
Camry / Vista SV20	1987-89	1.8L	L4	1SELG	EF141
Camry SV11	1983-87	2.0L	L4	2SELG	EF141
Camry / Vista SV21	1987-93	2.0L	L4	3SFE	EF141
Camry / Sceptre SDV10	1992-98	2.2L	L4	5SFE	EF141
Camry / SXV20	1998-on	2.2L	L4	5SFE	EF141
Camry / Windom VZV21	1989-92	2.5L	V6	SNZFE	EF141
Camry / Windom MCV20	1998-on	3.0L	V6	1MZ-FE	EF141
Camry / Sceptre VDV10	1992-98	3.0L	V6	3VZFE	EF141
Cavalier	1986-90	ALL	L4	LD9	EF300
Celica RA65	1984-85	2.4L	L4	22REC	EF140
Celica ST160, ST162	1985-89	2.0L	L4	1S-ILU, 1S-ELU, 3SGTE	EF137
Celica ST163	1988-90	1.8L	L4	4S-FI	EF146
Celica ST165	1987-89	2.0L	L4	3S-GE, GTEU	EF137
Celica ST182, ST183	1989-94	2.0L	L4	3SFE, GE, GEU	EF141
Celica ST184	1989-93	2.2L	L4	5SFE	EF141
Celica ST185	1990-92	2.0L	L4	3SGTE	EF141
Celica ST205R GT-FOUR	1994	2.0L	L4	3SGTE	EF179
Celica ST204R GT-FOUR	1994-99	2.2L	L4	5SFE	EF179
Celica ST202, ST203, ST204 & 4WD	1993-on	2.2L	L4	3SFE, 3SGE	EF141
Corolla AE82-86	1986-89	1.6L	L4	4AGELU	EF141
Corolla AE91	1987-89	1.5L	L4	5A-FE	EF204
Corolla AE92	1989-94	1.6L	L4	4AGE, AFE	EF141
Corolla AE93	1989-91	1.6L	L4	4AGE	EF141
Corolla AE93	1992-94	1.8L	L4	7AFE	EF137
Corolla / Carib AE95	1988-92	1.6L	L4	4AFE	EF137
Corolla AE101, AE102	1994-99	1.6, 1.8L	L4	4AGE, 4AFE	EF137
Corolla AE104	1991-on	1.6L	L4	4AFE	EF137
Corolla AE111, AE115	1995-1997	1.6L	L4	4AFE, 4AGE, 7AFE	EF137
Corolla AE112	1997-00	1.8L	L4	7AFE	EF194
Corolla EE101, EE103, EE102, EE111	1992-on	1.6L	L4	4EFE, 5EFE	EF137
Corolla	2000-on	1.4, 1.6L	L4		EF331
Corona RT142	1984-87	2.4L	L4	22REC	EF140
Corona / Carina AT160, ST160	1984-88	1.6, 1.8L	L4	4AGELU, 1SILU	EF137
Corona / Carina AT170	1988-95	1.5L	L4	5A-FE	EF137
Corona / Carina AT171, ST171	1988-on	1.6L	L4	4A-FE, 4A-GE, 4AGELU	EF147
Corona / Carina AT175	1986-on	1.6L	L4	4A-FE	EF147
Corona ST150	1983-87	1.8, 2.0L	L4	1S, 2S	EF141
Corona / Carina ST180, ST181	1989-93	1.8L	L4	4SFI, 4SFE	EF141
Corona / Carina ST200, 201, 202, 203, 205	1993-on	1.8, 2.0L	L4	4SFE, 3SFE, 3SGE,	EF141
Cressida, Chaser, Cresta, GX81 Series	1988-92	2.0L	L6	1G-GEU, 1G-GZE	EF141
Cressida MX62, 73, 83	1981-93	2.8, 3.0L	L6	5ME, 5MGE, 7MGE	EF140
Crown MS112, 123	1981-88	2.8L	L6	5ME, 5MGE	EF141
Hi Ace 2RZ	1996-on	2.5L	L4	2RZE	EF311
Hi Ace RZH100,101,102,112,124,133 Series	1989-95	2.4L	L4	1RZ, 1RZE, 2RZE, 2RZEU	EF207

## EFI FUEL FILTERS - VEHICLE APPLICATION

MAKE & MODEL	YEAR	CC	TYPE	ENGINE CODE	FILTER
<b>TOYOTA cont... (for alternative import names refer end of Toyota listing)</b>					
Hilux Standard/Dble Cab	2002-on	2.7L	L4	SOHC	EF333
Hilux/ Surf/ 4 Runner YN61, YN130G	1897-94	2.0L	L4	3YE, 3YEU	EF140
Hilux/ Surf/ 4 Runner YN107, YN81, 86	1995-on	2.0L	L4	3YE	EF140
Hilux/ Surf/ 4 Runner VZN130G	1990-96	3.0L	V6	3VZ-E	EF145
Hilux/ Surf/ 4 Runner RZN185W	1996-on	2.7L	L4	3RZ-FE	EF140
Hilux/ Surf/ 4 Runner VZN185W	1996-on	3.4L	V6	5VZFE	EF140
Hilux UNG	1997-on	2.7L	L4	3RZFE	EF210
Landcruiser FZJ75	1992-on	4.5L	L6	1FZFE	EF165
Landcruiser FJ80	1991-92	4.0L	L6	3FE	EF140
Landcruiser FZJ80	1992-on	4.5L	L6	1FZFE	EF165
Landcruiser Prado RZJ95R	1996-on	2.7L	L4	3RZFE	EF140
Landcruiser Prado VZJ95R	1996-01	3.4L	V6	5VZFE	EF140
Landcruiser Prado	2002-on	3.4L	V6		EF333
Landcruiser FZJ105R	1998-on	4.5L	L6	1FZFE	EF188
Landcruiser UZJ100R	1998-on	4.7L	V8	2UZFE	EF188
Landcruiser Petrol V8 (11mm Pipes)	2000-on	4.2L	V8		EF325
Lexcen VN, VP, VR, VS	1989-97	3.8L	V6		EF120
MR2 AW11	1987-90	1.6L	L4	4AGELU	EF140
MR2 SW20 (Including Turbo)	1991-on	2.0L	L4	3SGE, 3SGTE	EF140
Paseo / Cynos EL44	1991-98	1.5L	L4	5EFE	EF147
Paseo / Cynos EL54	1995-on	1.5L	L4	5EFE	EF147
Previa / Tarago YR22	1985-90	2.2L	L4	4YEC	EF140
Previa / Tarago YR30, 31	1986-90	2.2L	L4	4YEC	EF140
Previa / Tarago TCR10, 11, 20, 21	1990-on	2.4L	L4	2TZFE	EF140
Rav4 SXA10R	1994-on	2.0L	L4	3SFE	EF179
Rav4 SXA11R	1995-on	2.0L	L4	3SFE	EF179
Rav4 (Cabriolet) SXA116	1998-on	2.0L	L4	3SFE	EF194
Soarer EGZ10, EGZ20	1983-91	2.0L	L6	1G-EU, 1G-GEU, 1G-TEU	EF206
Soarer MZ11, MZ12	1981-86	2.8, 3.0L	L6	5M-GEU, 6M-GEU	EF140
Soarer MZ20, MZ21	1986-91	3.0L	L6	7M-GTEU	EF206
Spacia	1993-95	2.2L	L4	4YEC	EF140
Spacia AE111	1996-on	2.0L	L4	4AFE	EF315
Starlet EP91 - EP95	1996-on	1.3L	L4	4EFE	EF137
Supra MA61	1983-86	2.0L	L6	1GEU, 1G-GEU, 1G-GTEU	EF140
Supra E-GA70	1986-91	2.8L	L6	5ME	EF206
Supra MA70	1986-91	3.0L	L6	7M-GTEU	EF206
Tarago	1985-90	2.2L	L4	4YEC	EF140
Tarago	1990-00	2.4L	L4	2TZFE	EF140
Tarago	2000-on	2.4L	L4	DOHC	EF140
Townace	1997-on	1.8L	L4	2RZ	EF315
Vienta	1992-00	3.0L	V6	3VZFE	EF141
<b>TRIUMPH</b>					
TR7 EFI	1983-88	2.0L	L4		EF100
TR8 EFI	1984-88	3.5L	V8		EF100
<b>VOLKSWAGEN</b>					
Beetle	1998-on	1.6, 1.8, 2.0L	L4		EF324
Caravelle	1986-92	2.1L	F6		EF100
Caravelle	1997-00	2.5L	F6		EF100
Golf GL	1994-00	2.0L	L4		EF100
Golf GTI	1984-88	1.6, 1.8L	L4		EF321
Golf VR6	1994-98	2.8L	V6		EF100
Golf Series 4	1998-03	1.4, 1.6, 2.0L	L4, V6		EF324
Passat	1998-02	1.8L	L4		EF110
Passat (Turbo)	1998-02	1.8L	L4		EF100



**TOYOTA - IMPORT CROSS REFERENCE**

---

<b>TOYOTA IMPORT VEHICLES (Cross Reference Names)</b>			
4 Runner	refer	Hilux	
Aristo	refer	Crown	
Carib	refer	Corolla	
Caldina	refer	Corona	
Carina	refer	Corona	
Ceres	refer	Corolla	
Chaser	refer	Corona Mk2	
Commutor	refer	Microbus or Coaster	
Corsa	refer	Corolla	
Cressida	refer	Corona Mk2	
Cresta	refer	Corona	
Cyren	refer	Corona	
Cynos	refer	Corolla	
Emina	refer	Previa	
Estima	refer	Previa	
Gracia	refer	Camry	
Levin	refer	Corolla	
Lucida	refer	Previa	
Majesta	refer	Crown	
Marino	refer	Corolla	
Masterace	refer	Liteace	
Microbus	refer	Coaster	
Noah	refer	Liteace	
Paseo	refer	Corolla	
Prado	refer	Landcruiser	
Premio	refer	Corona	
Promnent	refer	Camry	
Sera	refer	Corolla	
Sceptre	refer	Camry	
Sprinter	refer	Corolla	
Surf	refer	Hilux	
Tarago	refer	Liteace or Previa	
Tercel	refer	Corolla	
Townace	refer	Liteace	
Toyoace	refer	Dyna	
Trueno	refer	Corolla	
Ultima	refer	Camry	
Vista	refer	Camry	
Windy	refer	Corolla	

**NUMERICAL LISTING**

<b>FILTER</b>	<b>VEHICLE APPLICATION</b>
<b>EF100</b>	Alfa, Audi, BMW, Ford, GMH, Jaguar, Nissan, Peugeot, Renault, Rover, Triumph, VW
<b>EF101</b>	Hyundai, Mitsubishi
<b>EF102</b>	Audi, Ferrari, Ford, Mitsubishi, Porsche, SAAB, Volvo
<b>EF103</b>	Ferrari, Mercedes
<b>EF104</b>	Mercedes
<b>EF105</b>	Ferrari, Maserati, Porsche, Saab, Volvo
<b>EF106</b>	BMW, Porsche
<b>EF108</b>	Alfa Romeo
<b>EF110</b>	Alfa, Audi, Fiat, Jaguar, Peugeot, Saab, VW, Volvo
<b>EF112</b>	Ford, Mazda
<b>EF113</b>	Suzuki
<b>EF114</b>	Honda, Rover-MG
<b>EF115</b>	Honda, Suzuki
<b>EF117</b>	Honda, Rover-MG
<b>EF118</b>	Mazda
<b>EF120</b>	BMW, Fiat, Ford, GMH, Nissan, Toyota, VW
<b>EF121</b>	Ford, Mazda
<b>EF122</b>	Ford, Mazda
<b>EF124</b>	Mazda
<b>EF125</b>	Mazda
<b>EF126</b>	Ford
<b>EF127</b>	Ford, Mazda
<b>EF128</b>	Ford, Mazda
<b>EF129</b>	Subaru
<b>EF130</b>	GMH, Jaguar, Nissan, Volvo
<b>EF131</b>	GMH, Nissan
<b>EF135</b>	Nissan
<b>EF137</b>	GMH, Toyota
<b>EF139</b>	Hyundai, Mitsubishi
<b>EF140</b>	Crown Style Multifit
<b>EF141</b>	Crown Style Multifit

<b>FILTER</b>	<b>VEHICLE APPLICATION</b>
<b>EF144</b>	Honda
<b>EF145</b>	Hyundai, Lexus, Toyota
<b>EF146</b>	Toyota
<b>EF147</b>	Hyundai, Toyota
<b>EF149</b>	GMH
<b>EF152</b>	Honda
<b>EF153</b>	Eunos, Mazda
<b>EF155</b>	Daihatsu
<b>EF156</b>	Ford
<b>EF157</b>	Eunos, Ford, Mazda
<b>EF158</b>	Ford
<b>EF159</b>	Daewoo, GMH, Jaguar, Landrover, Pontiac
<b>EF160</b>	Daewoo, GMH
<b>EF161</b>	Ford
<b>EF162</b>	Ford, Mazda
<b>EF164</b>	Eunos, Mazda
<b>EF165</b>	Toyota
<b>EF166</b>	Mitsubishi
<b>EF167</b>	Kia
<b>EF168</b>	Daihatsu
<b>EF169</b>	Mitsubishi
<b>EF170</b>	Daihatsu
<b>EF171</b>	Suzuki
<b>EF172</b>	NLA - Use EF200
<b>EF173</b>	Mazda
<b>EF174</b>	Daihatsu
<b>EF175</b>	Suzuki
<b>EF176</b>	Hyundai
<b>EF177</b>	Kia
<b>EF178</b>	Ford
<b>EF179</b>	Toyota
<b>EF184</b>	Jeep
<b>EF185</b>	Nissan

## NUMERICAL LISTING

---

FILTER	VEHICLE APPLICATION
EF186	Daihatsu, Mazda
EF188	Lexus, Toyota
EF192	Daihatsu
EF193	Ford
EF194	Toyota
EF195	Jeep
EF196	Daihatsu
EF198	Mitsubishi
EF199A	Ford, Mitsubishi
EF200	Subaru
EF201	Mitsubishi
EF202	Mitsubishi
EF203	BMW
EF204	Toyota
EF205	Lexus
EF206	Toyota
EF207	Toyota
EF208	BMW
EF209	GMH
EF210	Toyota
EF300	Toyota
EF301	Renault
EF302	Hyundai
EF303	Lexus
EF304	Renault
EF305	Rover-MG
EF306	Suzuki
EF307	Volvo

FILTER	VEHICLE APPLICATION
EF308	Volvo
EF309	Kia
EF310	Mazda
EF311	Toyota
EF312	Chrysler
EF313	GM USA
EF314	Chrysler
EF315	Toyota
EF316	Toyota
EF317	Daihatsu
EF318	Mitsubishi
EF319	Mazda RX7
EF320	Mitsubishi FTO
EF321	VW Golf GTI
EF322	Daihatsu
EF323	Ford Focus
EF324	Audi - Volkswagen
EF325	Toyota Landcruiser
EF327	Honda Accord
EF328	Ford Transit
EF329	Ford Explorer
EF330	Mercedes Benz
EF331	Toyota Corolla
EF333	Toyota Prado
EF334	Mitsubishi Pajero
EF335	Chrysler
EF336	BMW with regulator

# ILLUSTRATED BUYERS GUIDE

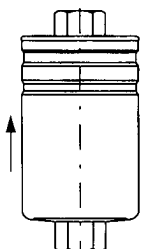
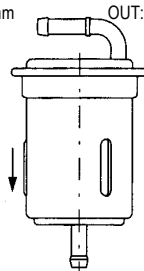
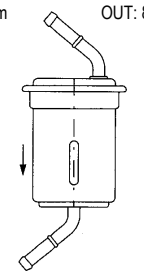
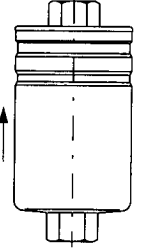
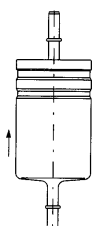
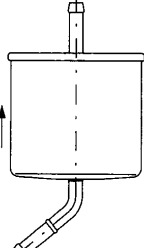
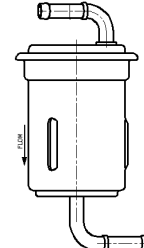
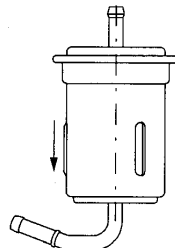
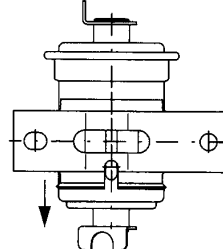
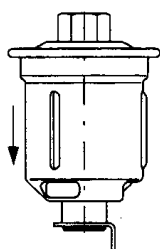
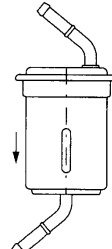
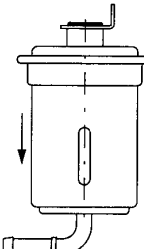
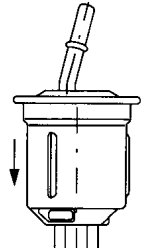
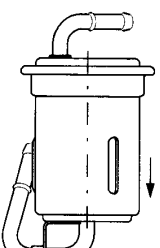
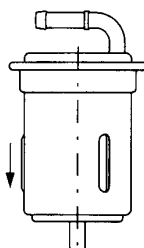
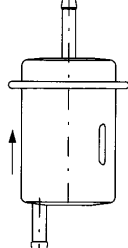
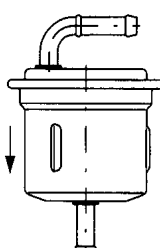
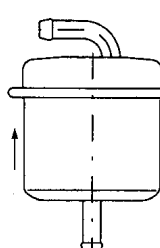
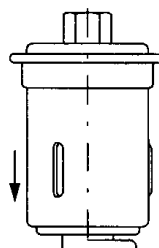
<p>IN: 8mm      OUT: 8mm</p> <p><b>EF100</b></p>	<p>IN: M12x1.25      OUT: M12x1.25</p> <p><b>EF101</b></p>	<p>IN: M14x1.5      OUT: M12x1.5</p> <p><b>EF102</b></p>	<p>IN: M12x1.5      OUT: M14x1.5</p> <p><b>EF103</b></p>
<p>IN: M12x1.5      OUT: M14x1.5</p> <p><b>EF104</b></p>	<p>IN: M14x1.5      OUT: M12x1.5</p> <p><b>EF105</b></p>	<p>IN: M14x1.5      OUT: M14x1.5</p> <p><b>EF106</b></p>	<p>IN: M14x1.5      OUT: M12x1.5</p> <p><b>EF108</b></p>
<p>IN: M14x1.5      OUT: M12x1.5</p> <p><b>EF110</b></p>	<p>IN: 8mm      OUT: 8mm</p> <p><b>EF112</b></p>	<p>IN: 8mm      OUT: 8mm</p> <p><b>EF113</b></p>	<p>IN: M14x1.5      OUT: M12x1.25</p> <p>THREAD DEPTH 12MM</p> <p><b>EF114</b></p>
<p>IN: M12x1.25      OUT: M12x1.25</p> <p><b>EF115</b></p>	<p>IN: M12x1.25      OUT: M12x1.25</p> <p><b>EF117</b></p>	<p>IN: 8mm      OUT: 8mm</p> <p><b>EF118</b></p>	<p>IN: 8mm      OUT: 6.3mm</p> <p><b>EF119</b></p>
<p>IN: 8mm      OUT: 8mm</p> <p><b>EF120</b></p>	<p>IN: 8mm      OUT: 8mm</p> <p><b>EF121</b></p>	<p>IN: 8mm      OUT: 8mm</p> <p><b>EF122</b></p>	<p>IN: 8mm      OUT: 8mm</p> <p><b>EF124</b></p>

# ILLUSTRATED BUYERS GUIDE

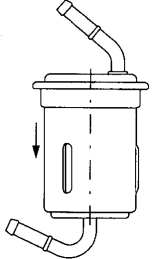
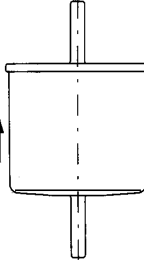
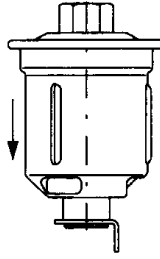
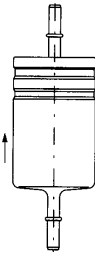
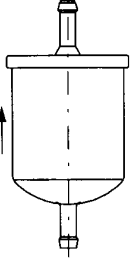
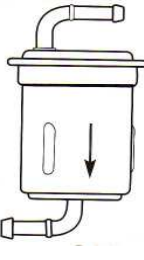
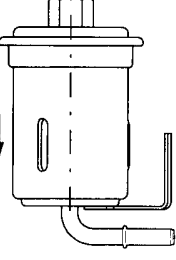
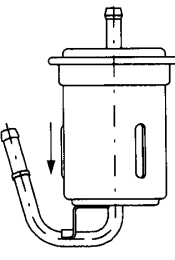
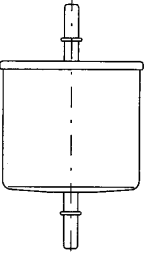
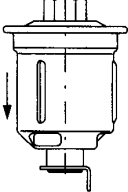
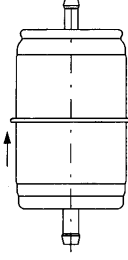
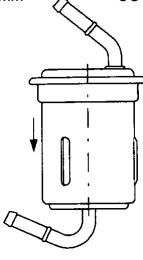
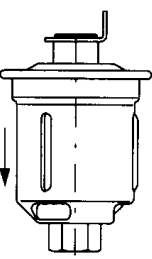
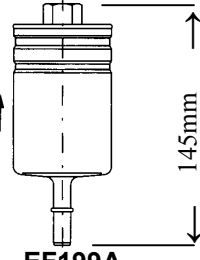
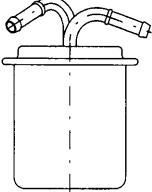
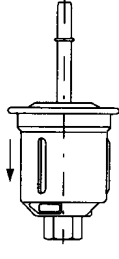
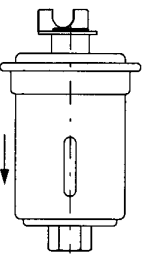

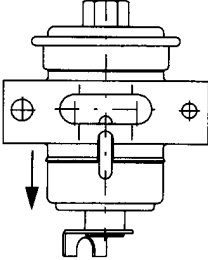
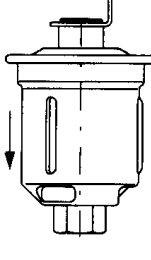
<p>IN: 8mm      OUT: 8mm</p> <p><b>EF125</b></p>	<p>IN: 8mm      OUT: 8mm</p> <p><b>EF126</b></p>	<p>IN: 8mm      OUT: 8mm</p> <p><b>EF127</b></p>	<p>IN: 8mm      OUT: M12x1.25</p> <p><b>EF128</b></p>
<p>IN: 8mm      OUT: 8mm</p> <p><b>EF129</b></p>	<p>IN: 8mm      OUT: 8mm</p> <p><b>EF130</b></p>	<p>IN: 8mm      OUT: 8mm</p> <p><b>EF131</b></p>	<p>IN: 8mm      OUT: 8mm</p> <p><b>EF135</b></p>
<p>IN: M14x1.5      OUT: M12x1.25</p> <p><b>EF137</b></p>	<p>IN: M12x1.25      OUT: M12x1.25</p> <p><b>EF139</b></p>	<p>IN: M12x1.25      OUT: M12x1.25</p> <p><b>EF140</b></p>	<p>IN: M14x1.5      OUT: M12x1.25</p> <p><b>EF141</b></p>
<p>IN: M14x1.5      OUT: M12x1.25</p> <p>THREAD DEPTH 9MM</p> <p><b>EF144</b></p>	<p>IN: M14x1.5      OUT: M14x1.5</p> <p><b>EF145</b></p>	<p>IN: M14x1.5      OUT: M12x1.25</p> <p><b>EF146</b></p>	<p>IN: M14x1.5      OUT: M12x1.25</p> <p><b>EF147</b></p>
<p>IN: 7.9mm      OUT: 7.9mm</p> <p><b>EF149</b></p>	<p>IN: M14x1.5      OUT: M12x1.25</p> <p><b>EF152</b></p>	<p>IN: 8mm      OUT: 8mm</p> <p><b>EF153</b></p>	<p>IN: 7.9mm      OUT: M12x1.25</p> <p><b>EF155</b></p>



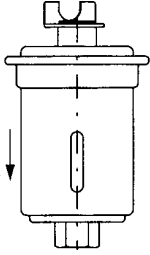
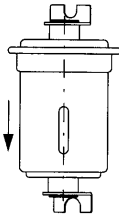

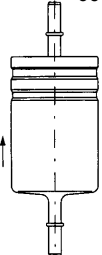
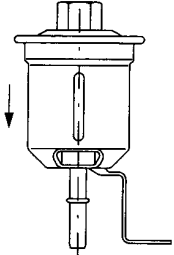
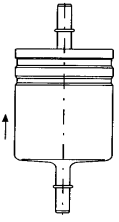
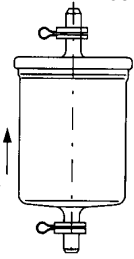
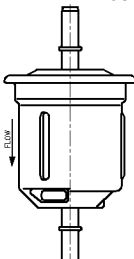
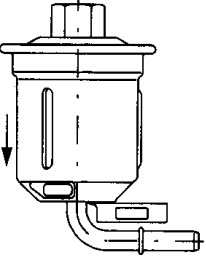
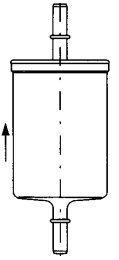
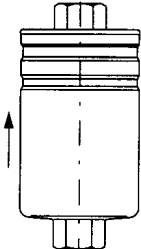
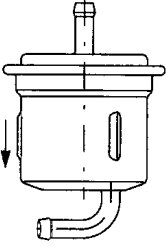

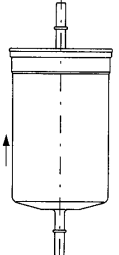
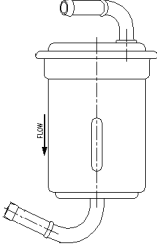
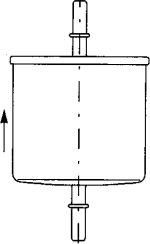
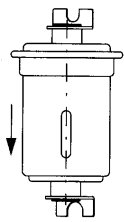

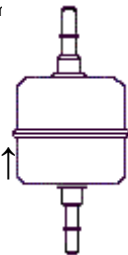
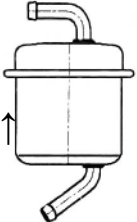
## ILLUSTRATED BUYERS GUIDE

<p>IN: M14x1.5      OUT: M14x1.5</p>  <p><b>EF156</b></p>	<p>IN: 8mm      OUT: 8mm</p>  <p><b>EF157</b></p>	<p>IN: 8mm      OUT: 8mm</p>  <p><b>EF158</b></p>	<p>IN: M16x1.5      OUT: M16x1.5</p>  <p><b>EF159</b></p>
<p>IN: 7.9mm      OUT: 7.9mm</p>  <p><b>EF160</b></p>	<p>IN: 8mm      OUT: 8mm</p>  <p><b>EF161</b></p>	<p>IN: 8mm      OUT: 8mm</p>  <p><b>EF162</b></p>	<p>IN: 8mm      OUT: 8mm</p>  <p><b>EF164</b></p>
<p>IN: M12x1.25      OUT: M12x1.25</p>  <p><b>EF165</b></p>	<p>IN: M14x1.5      OUT: M12x1.25</p>  <p><b>EF166</b></p>	<p>IN: 8mm      OUT: 8mm</p>  <p><b>EF167</b></p>	<p>IN: M12x1.25      OUT: 8mm</p>  <p><b>EF168</b></p>
<p>IN: 7.9mm      OUT: M14x1.5</p>  <p><b>EF169</b></p>	<p>IN: 8mm      OUT: 8mm</p>  <p><b>EF170</b></p>	<p>IN: 8mm      OUT: 8mm</p>  <p><b>EF171</b></p>	
<p>IN: 8mm      OUT: 8mm</p>  <p><b>EF173</b></p>	<p>IN: 8mm      OUT: 8mm</p>  <p><b>EF174</b></p>	<p>IN: 8mm      OUT: 8mm</p>  <p><b>EF175</b></p>	<p>IN: M14x1.5      OUT: 11mm</p>  <p><b>EF176</b></p>

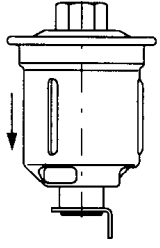
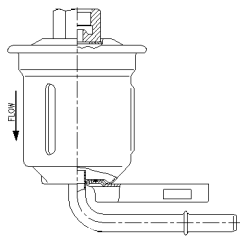
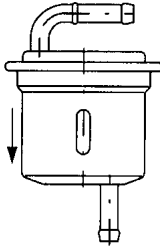
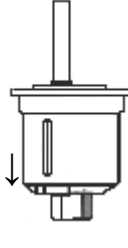
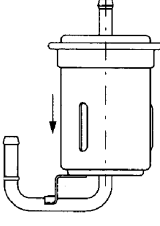
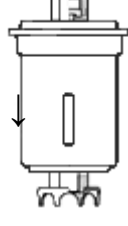
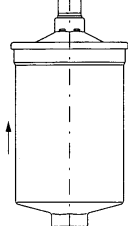
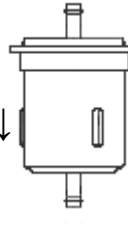
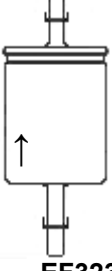
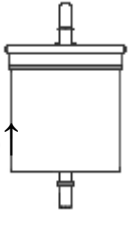
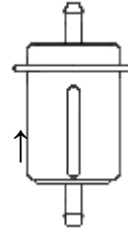
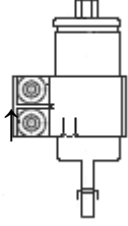
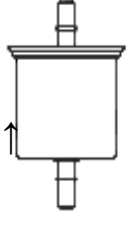
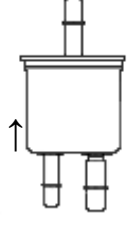

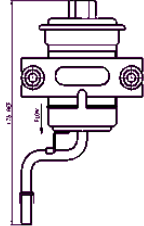
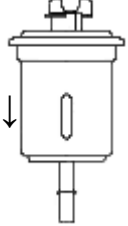
# ILLUSTRATED BUYERS GUIDE

<p>IN: 8mm      OUT: 8mm</p>  <p><b>EF177</b></p>	<p>IN: 8mm      OUT: 8mm</p>  <p><b>EF178</b></p>	<p>IN: M14x1.5      OUT: M12x1.25</p>  <p><b>EF179</b></p>	<p>IN: 9.5mm      OUT: 7.9mm</p>  <p><b>EF184</b></p>
<p>IN: 6.4mm      OUT: 6.4mm</p>  <p><b>EF185</b></p>	<p>IN: 8mm      OUT: 8mm</p>  <p><b>EF186</b></p>	<p>IN: M14x1.5      OUT: 7.9mm</p>  <p><b>EF188</b></p>	<p>IN: 8mm      OUT: 8mm</p>  <p><b>EF192</b></p>
<p>IN: 8mm      OUT: 8mm</p>  <p><b>EF193</b></p>	<p>IN: M14x1.5      OUT: M12x1.25</p>  <p><b>EF194</b></p>	<p>IN: 9.5mm      OUT: 8mm</p>  <p><b>EF195</b></p>	<p>IN: 8mm      OUT: 8mm</p>  <p><b>EF196</b></p>
<p>IN: M12x1.25      OUT: M12x1.25</p>  <p><b>EF198</b></p>	<p>IN: 7.9mm      OUT: M14x1.5</p>  <p><b>EF199A</b></p>	<p>IN: 8mm      OUT: 8mm</p>  <p><b>EF200</b></p>	<p>IN: 7.9mm      OUT: M14x1.5</p>  <p><b>EF201</b></p>
<p>IN: M12x1.25      OUT: M14x1.5</p>  <p><b>EF202</b></p>	<p>IN: 8mm      OUT: 8mm</p> <p>LOA 204mm</p>  <p><b>EF203</b></p>	<p>IN: M14x1.5      OUT: M12x1.25</p>  <p><b>EF204</b></p>	<p>IN: M12x1.25      OUT: M14x1.5</p>  <p><b>EF205</b></p>

**ILLUSTRATED BUYERS GUIDE**

<p>IN: M12x1.25      OUT: M14x1.5</p>  <p><b>EF206</b></p>	<p>IN: M12x1.25      OUT: M12x1.25</p>  <p><b>EF207</b></p>	<p>IN: 8mm      OUT: 8mm</p> <p>LOA 300mm</p>  <p><b>EF208</b></p>	<p>IN: 9.5mm      OUT: 9.5mm</p>  <p><b>EF209</b></p>
<p>IN: M14x1.5      OUT: 7.9mm</p>  <p><b>EF210</b></p>	<p>IN: 7.9mm      OUT: 7.9mm</p>  <p><b>EF300</b></p>	<p>IN: 8mm      OUT: 8mm</p>  <p><b>EF301</b></p>	<p>IN: 7.9mm      OUT: 7.9mm</p>  <p><b>EF302</b></p>
<p>IN: M14x1.5      OUT: 7.9mm</p>  <p><b>EF303</b></p>	<p>IN: 7.9mm      OUT: 7.9mm</p>  <p><b>EF304</b></p>	<p>IN: M14x1.5      OUT: M14x1.5</p>  <p><b>EF305</b></p>	<p>IN: 8mm      OUT: 8mm</p>  <p><b>EF306</b></p>
<p>IN: 8mm      OUT: 8mm</p>  <p><b>EF307</b></p>	<p>IN: 7.9mm      OUT: 7.9mm</p>  <p><b>EF308</b></p>	<p>IN: 8mm      OUT: 8mm</p>  <p><b>EF309</b></p>	<p>IN: 8mm      OUT: 8mm</p>  <p><b>EF310</b></p>
<p>IN: M12x1.25      OUT: M12x1.25</p>  <p><b>EF311</b></p>	<p><b>OE Style Hoses &amp; Fittings Supplied EF312</b></p> 	<p>IN: 8mm      8mm</p> <p><b>Black ABS Body EF313</b></p> 	<p>IN: 8mm      OUT: 8mm</p>  <p><b>EF314</b></p>

# ILLUSTRATED BUYERS GUIDE

<p>IN: M14x1.5      OUT: M12x1.25</p>  <p><b>EF315</b></p>	<p>IN: M14 x1.5      OUT: 8mm</p>  <p><b>EF316</b></p>	<p>IN: 8mm      OUT: 8mm</p>  <p><b>EF317</b></p>	<p>IN: 8mm      OUT: M12x1.25</p>  <p><b>EF318</b></p>
<p>IN: 8mm      OUT: 8mm</p>  <p><b>EF319</b></p>	<p>IN: M14x1.5      OUT: M12x1.25</p>  <p><b>EF320</b></p>	<p>IN: M14x1.5      OUT: M14x1.5</p>  <p><b>EF321</b></p>	<p>IN: 8mm      OUT: 8mm</p>  <p><b>EF322</b></p>
<p>IN: 8mm      OUT: 8mm</p>  <p><b>EF323</b></p>	<p>IN: 8mm      OUT: 8mm</p>  <p><b>EF324</b></p>	<p>IN: 10mm      OUT: 10mm</p>  <p><b>EF325</b></p>	<p>IN: 10mm      OUT: 3/8" Q.C.</p>  <p><b>EF327</b></p>
<p>IN: 8mm      OUT: 8mm</p>  <p><b>EF328</b></p>	<p>IN: 8mm      OUT: 8mm</p>  <p><b>EF329</b></p>	<p>IN: 8mm      OUT: 8mm</p>  <p><b>EF330</b></p>	<p>IN: M14x1.5      OUT: 8mm</p>  <p><b>EF331</b></p>
<p>IN: M12x1.25      OUT: 8mm</p>  <p><b>EF333</b></p>	<p><b>No Picture Available</b></p> <p><b>EF335</b></p>	<p><b>No Picture Available</b></p> <p><b>EF336</b></p>	<p><b>No Picture Available</b></p> <p><b>EF337</b></p>

**RYCO TO CDL Autoparts CROSS REFERENCE**

<b>RYCO</b>	<b>CDL</b>	<b>RYCO</b>	<b>CDL</b>	<b>RYCO</b>	<b>CDL</b>
Z168	EF100	Z363	EF141	Z478	EF137
Z195	EF140	Z364	EF141	Z479	EF159
Z199	EF185	Z373	EF156	Z481	EF141
Z200	EF120	Z381	EF140	Z482	EF140
Z201	EF131	Z383	EF140	Z484	EF162
Z202	EF130	Z384	EF140	Z485	EF107
Z306	EF125	Z385	EF157	Z486	EF161
Z307	EF124	Z387	EF135	Z487	EF141
Z308	EF122	Z389	EF113	Z488	EF140
Z309	EF121	Z393	EF114	Z490	EF127
Z310	EF127	Z394	EF146	Z497	EF168
Z311	EF102	Z395	EF147	Z506	EF178
Z316	EF147	Z397	EF140	Z515	EF166
Z317	EF139	Z399	EF105	Z518	EF175
Z323	EF115	Z400	EF110	Z520	EF192
Z324	EF115	Z403	EF141	Z521	EF196
Z325	EF140	Z404	EF118	Z522	EF174
Z326	EF140	Z405	EF112	Z526	EF186
Z327	EF140	Z410	EF158	Z527	EF164
Z339	EF115	Z412	EF155	Z528	EF199
Z340	EF115	Z413	EF114	Z529	EF114
Z342	EF101	Z417	EF140	Z534	EF193
Z343	EF101	Z424	EF141	Z535	EF176
Z344	EF101	Z425	EF153	Z540	EF170
Z345	EF140	Z430	EF126	Z541	EF169
Z347	EF129	Z440	EF140	Z551	EF208
Z348	EF172	Z441	EF141	Z558	EF149
Z350	EF140	Z447	EF104	Z568	EF177
Z351	EF140	Z448	EF109	Z569	EF167
Z352	EF206	Z449	EF103	Z570	EF184
Z353	EF140	Z450	EF203	Z571	EF210
Z354	EF137	Z457	EF173	Z572	EF171
Z355	EF140	Z463	EF152	Z573	EF194
Z356	EF101	Z464	EF140	Z575	EF140
Z357	EF115	Z466	EF179	Z577	EF202
Z359	EF114	Z467	EF165	Z578	EF149
Z360	EF114	Z468	EF495	Z586	EF209
Z361	EF141	Z469	EF160	Z595	EF207
				Z599	EF188

**FUELMISER TO CDL CROSS REFERENCE**

<b>FUELMISER</b>	<b>CDL</b>	<b>FUELMISER</b>	<b>CDL</b>	<b>FUELMISER</b>	<b>CDL</b>
FI-0100	EF100	FI-0144	EF144	FI-0192	EF192
FI-0101A	EF101	FI-0145	EF145	FI-0193	EF193
FI-0102	EF102	FI-0146	EF146	FI-0194	EF194
FI-0103	EF103	FI-0147	EF147	FI-0195	EF195
FI-0104	EF104	FI-0149	EF149	FI-0196	EF196
FI-0105	EF105	FI-0152	EF152	FI-0198	EF198
FI-0106	EF106	FI-0153	EF153	FI-0199	EF199
FI-0108	EF108	FI-0155	EF155	FI-0200	EF200
FI-0110	EF110	FI-0156	EF156	FI-0201	EF201
FI-0112	EF112	FI-0157	EF157	FI-0202	EF202
FI-0113	EF113	FI-0158	EF158	FI-0203	EF203
FI-0114	EF114	FI-0159	EF159	FI-0204	EF204
FI-0115A	EF115	FI-0160	EF160	FI-0205	EF205
FI-0116	EF116	FI-0161	EF161	FI-0206	EF206
FI-0117	EF117	FI-0162	EF162	FI-0207	EF207
FI-0118	EF118	FI-0164	EF164	FI-0208	EF208
FI-0119	EF119	FI-0166	EF166	FI-0209	EF209
FI-0120	EF120	FI-0167	EF167	FI-0210	EF210
FI-0121	EF121	FI-0168	EF168		
FI-0122	EF122	FI-0169	EF169		
FI-0124	EF124	FI-0170	EF170		
FI-0125	EF125	FI-0171	EF171		
FI-0126	EF126	FI-0172	EF172		
FI-0127	EF127	FI-0173	EF173		
FI-0128	EF128	FI-0174	EF174		
FI-0129	EF129	FI-0175	EF175		
FI-0130	EF130	FI-0176	EF176		
FI-0131	EF131	FI-0177	EF177		
FI-0135	EF135	FI-0178	EF178		
FI-0137	EF137	FI-0179	EF179		
FI-0138	EF138	FI-0184	EF184		
FI-0139	EF139	FI-0185	EF185		
FI-0140	EF140	FI-0186	EF186		
FI-0141	EF141	FI-0188	EF188		

**BOSCH TO CDL CROSS REFERENCE**

<b>BOSCH</b>	<b>CDL</b>	<b>BOSCH</b>	<b>CDL</b>	<b>BOSCH</b>	<b>CDL</b>
F0100	EF115	F0169	EF186	F0600	EF155
F0101	EF131	F0170	EF164	F0601	EF114
F0102	EF122	F0171	EF141	F0602	EF114
F0103	EF141	F0172	EF199	F0603	EF153
F0104	EF114	F0173		F0604	EF140
F0105	EF125	F0174	EF140	F0605	EF140
F0106	EF157	F0175	EF188	F0608	EF140
F0108	EF127	F0176	EF140	F0609	EF115
F0109	EF139	F0178	EF203	F0610	EF117
F0111	EF147	F0181	EF173	F0611	EF115
F0112	EF141	F0182	EF179	F0612	EF114
F0113	EF141	F0184	EF161	F0613	EF115
F0115	EF137	F0186	EF168	F0614	EF101
F0119	EF159	F0187	EF166	F0615	EF100
F0136	EF172	F0188	EF174	F0616	EF124
F0141	EF140	F0189	EF174	F0617	EF121
F0142	EF140	F0190	EF114	F0618	EF140
F0148	EF184	F0191	EF170	F0619	EF118
F0149	EF192	F0192	EF169	F0621	EF140
F0151	EF140	F0193	EF140	F0622	EF101
F0152	EF126	F0195	EF178	F0623	EF140
F0153	EF127	F0196	EF47	F0624	EF139
F0154	EF193	F0197	EF467	F0626	EF129
F0156	EF149	F0200	EF171	F0627	EF147
F0157	EF140	F0202	EF140	F0629	EF146
F0158	EF115	F0205	EF194	F0630	EF206
F0159	EF140	F0206	EF140	F5912	EF140
F0160	EF137	F0208	EF115	F5914	EF141
F0161	EF141	F0213	EF140	F5915	EF176
F0162	EF156	F0214	EF140	F5916	EF152
F0164	EF112	F0215	EF140	F5918	EF162
F0165	EF158	F0216	EF141	F5920	EF175
F0166	EF165	F0217	EF196	F5935	EF135
F0167	EF195	F0218	EF101		
F0168	EF140	F0500	EF130		