

Connecting to your device

1. Plug the dongle into your computer or tablet and wait for the device to recognize the dongle (may take up to a minute).



2. Press and hold the ON/OFF button **A** until the FocusLight flashes purple, then release. Once it stops flashing, press the ON/OFF button again to turn the headset on.



Note: If the dongle is unplugged for over 5 minutes, your headset will go to sleep. To wake it up, follow the 2 steps above.

FocusLight

The integrated LED on your headset flashes and changes color depending on what your headset is doing.

Incoming Call:
Flashing Blue*



Active Call:
Solid Blue




On Mute:
Solid Purple



*Requires compatible softphone or communication

Travel Clip

The travel clip is a handy way to connect the dongle to your headset while traveling. The dongle slides into the travel clip and then clips onto your headband.



For full manual &
rapid setup

SCAN HERE

leitnerheadsets.com/go

Pairing

Your headset and dongle come already paired. It won't happen often, but if your dongle is plugged in and the headset is flashing red, they need to be re-paired. Follow these simple steps:

1. With the dongle plugged into your device, press and hold the button on the side of the dongle until the white LED flashes once, then release. It will continue to flash.



2. Press and hold the ON/OFF button **A** until the FocusLight flashes blue once, then release. The FocusLight will start flashing purple. When the FocusLight and the dongle LED stop flashing, pairing is complete.






Charging

To charge your headset, plug the USB cord into the port on the side of the headset and connect the other end to power.



Charge Level:

-  = Less than 20%
-  = 20% to 80%
-  = 80% to 100%

European Union and UK Declaration

This product has been tested for CE and UKCA regulations and in accordance with the European Directives and Standards EMC Directive 2014/30/EU and UK Electromagnetic Compatibility Regulations (SI 2016/1091)

- EN 55032:2015+A1:2020
- EN 61000-3-2:2019+A1:2021
- EN 61000-3-3:2013+A2:2021
- EN 55035:2017+A11:2020

RF Radio Equipment Directive 2014/53/EU and UK Radio Equipment Regulations 2017 (SI 2017/1206)

- EN 301 406 V2.2.2 (2016-09) (RED Article 3.2)
- EN 300 328 V2.2.2 (2019-07) (RED Article 3.2)
- EN 62368-1:2014+A11:2017 (RED Article 3.1(a))
- EN 301 489-1 V2.2.3 (2019-11) (RED Article 3.1(b))
- EN 301 489-6 V2.2.1 (2019-04) (RED Article 3.1(b))
- EN 301 489-17 V3.2.4 (2020-09) (RED Article 3.1(b))
- EN 62368-1:2014+A11:2017 (RED Article 3.1(a))
- EN 50385:2017 (RED Article 3.1(a))

DECT Frequency Range, 1880 MHz - 1900 MHz; maximum radiated power <10mW
Bluetooth Frequency Range 2402 MHz - 2480 MHz; maximum radiated power <2.5mW

UK Address: 86-90 Paul Street, London EC2A 4NE, UK
EU Address: Kasteellaan 78, 6602 DJ WJICHEN, The Netherlands

For full health and safety information see the complete manual at www.leitnerheadsets.com/go