

Modular Floating Systems

CanDOCK

TILES SERIES

Manufactured in Canada & USA / Distributed worldwide

CanDOCK
[.com](http://CanDOCK.com)



Who we are ?

Candock is known as a world leader in engineering, manufacturing, and distributing modular floating docks since 1997.

What's new ?

The same system that you have loved for over 20 years is now available in a new variant developed with BRP's LinQ accessory team to provide you with a much firmer walking surface known as the Candock Tiles.

Available in 2 models, the Candock's Tile and the LinQ Tile will allow you to tailor your boat's haven to perfection by switching up accessories from the boat to the dock in a matter of seconds. Let the possibilities emerge.

Candock

HOW IT WORKS

TRUE PERFORMANCE : HARD WALKING SURFACE AND FLEXIBLE FLOATS

A TILES

Our new injection molded Tiles are ideal for those looking for a hard surface to walk on while keeping all the perks of a modular system. Step on it, you'll see what we mean.

Candock

LinQ

B EDGE CUBES

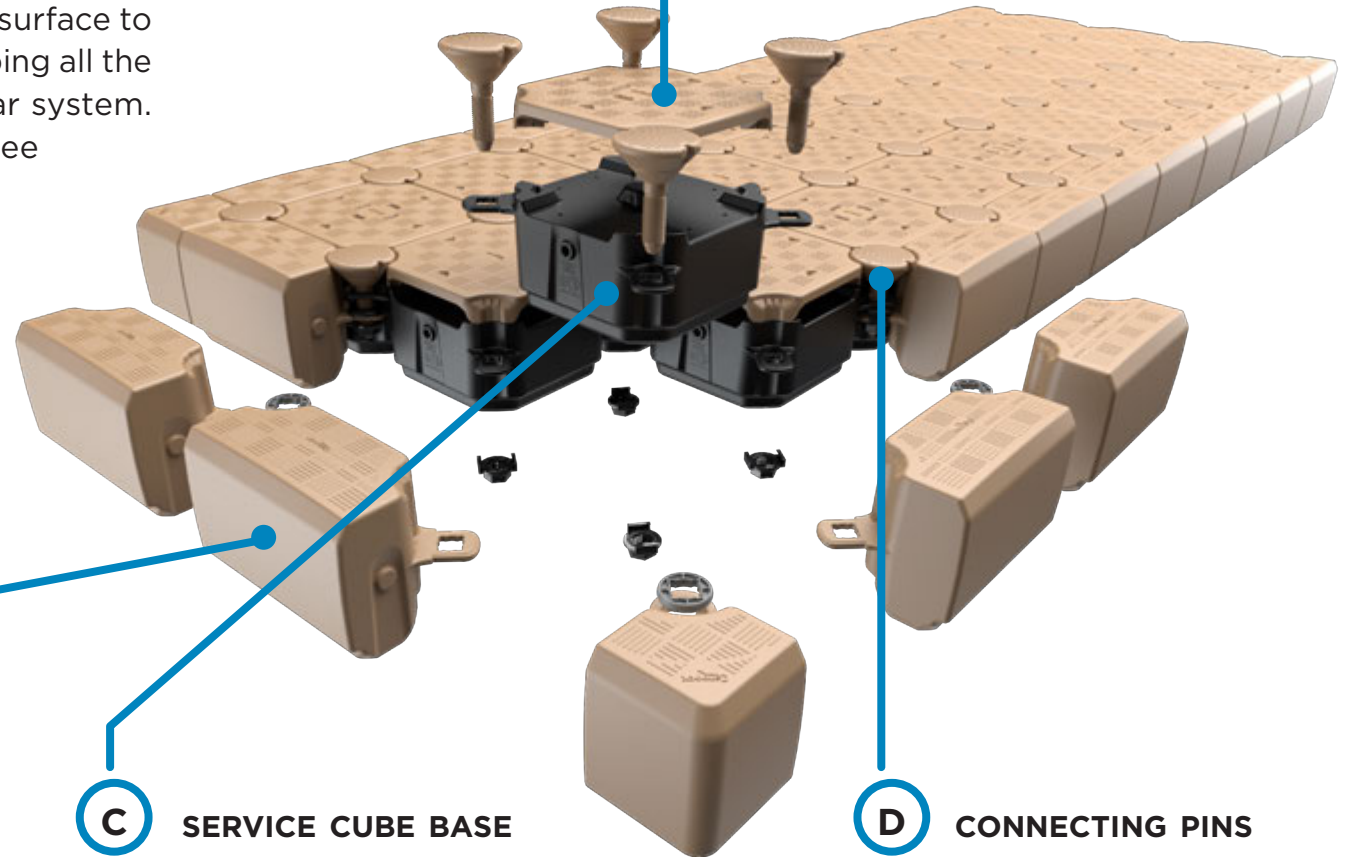
With its slick and smooth outskirts, our Edge cubes are ideal to moor your boats and PWC alongside carefree.

C SERVICE CUBE BASE

At the heart of any Candock you'll find our cubes, made of premium recycled HDPE for unmatched durability.

D CONNECTING PINS

The masterpiece holding the cubes and Tiles together. Made to last forever, they tread in easy into the sliding nut.



CONFIG. #1

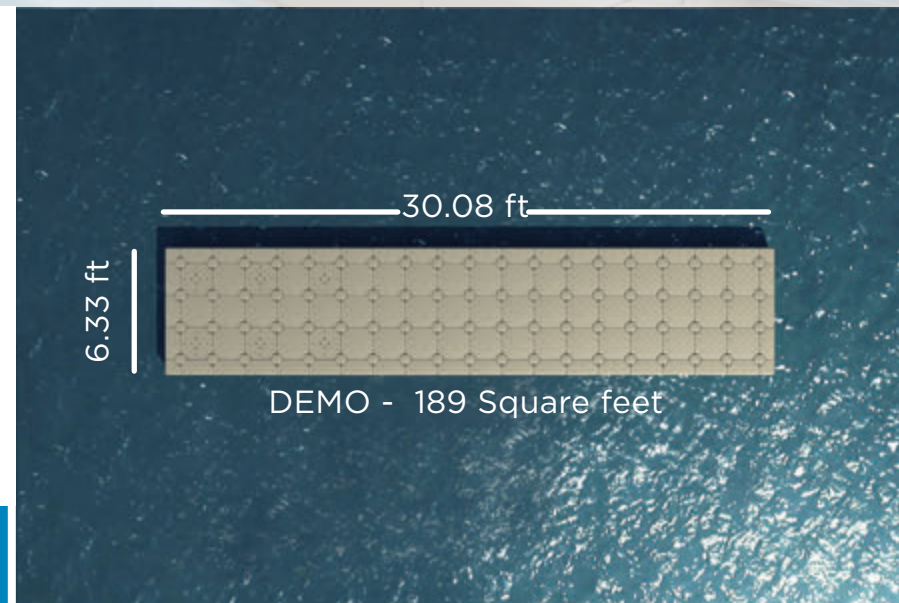
189 SQ FEET



INCLUDED

| | |
|------------------------|----------|
| LinQ Tiles | 6 tiles |
| Candock Tiles | 48 tiles |
| Folding Cleats | 3x |
| Total dock area | 189 |

COLOR SELECTION



Delivery, installation, anchoring components and gangways are not included.

CONFIG. #2

320 SQ FEET



INCLUDED

| | |
|------------------------|----------|
| LinQ Tiles | 8 tiles |
| Candock Tiles | 85 tiles |
| Folding Cleats | 3x |
| Total dock area | 320 |

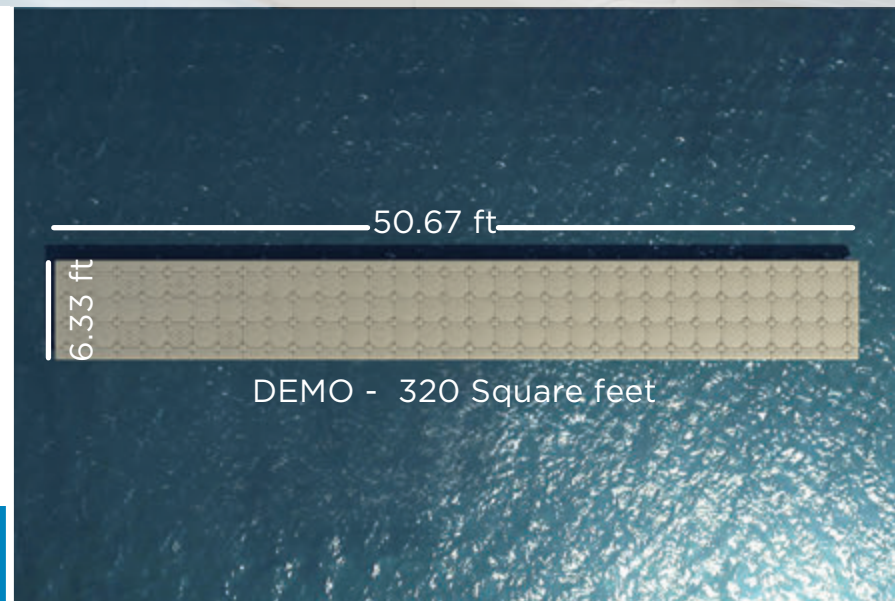
COLOR SELECTION



Tan



Gray



Delivery, installation, anchoring components and gangways are not included.

CONFIG. #3

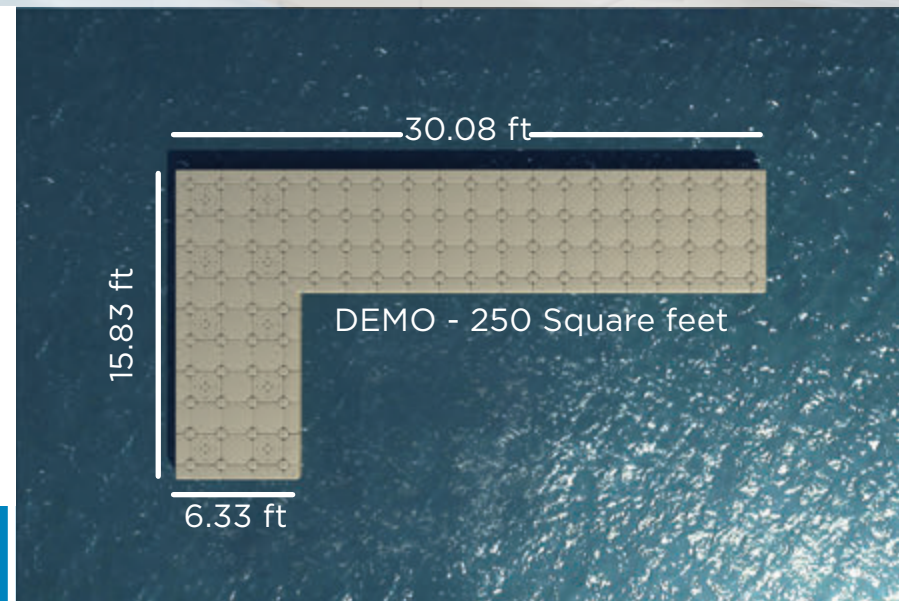
250 SQ FEET



INCLUDED

| | |
|------------------------|----------|
| LinQ Tiles | 10 tiles |
| Candock Tiles | 62 tiles |
| Folding Cleats | 3x |
| Total dock area | 250 |

COLOR SELECTION



Delivery, installation, anchoring components and gangways are not included.

CONFIG. #4

340 SQ FEET



INCLUDED

| | |
|------------------------|----------|
| LinQ Tiles | 10 tiles |
| Candock Tiles | 89 tiles |
| Folding Cleats | 6x |
| Total dock area | 340 |

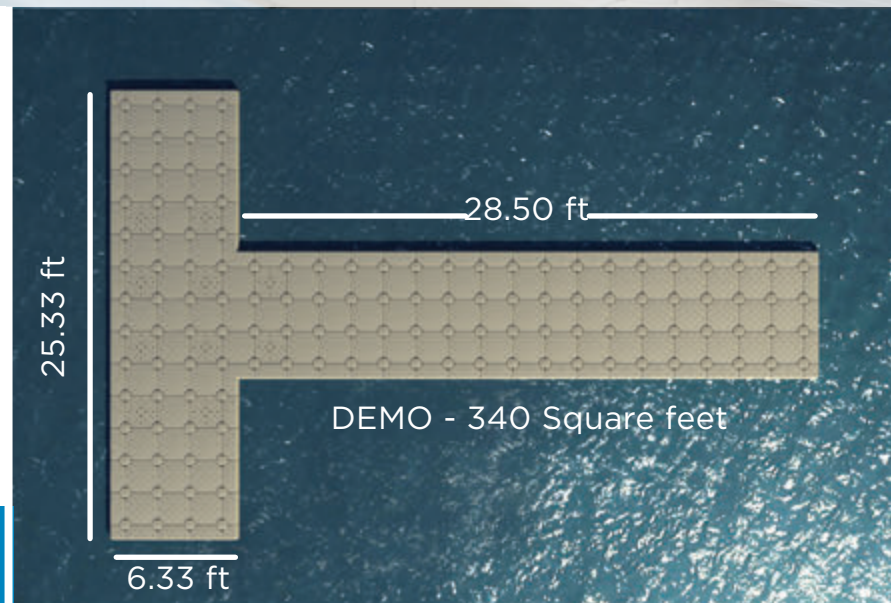
COLOR SELECTION



Tan



Gray



Delivery, installation, anchoring components and gangways are not included.

CONFIG. #5

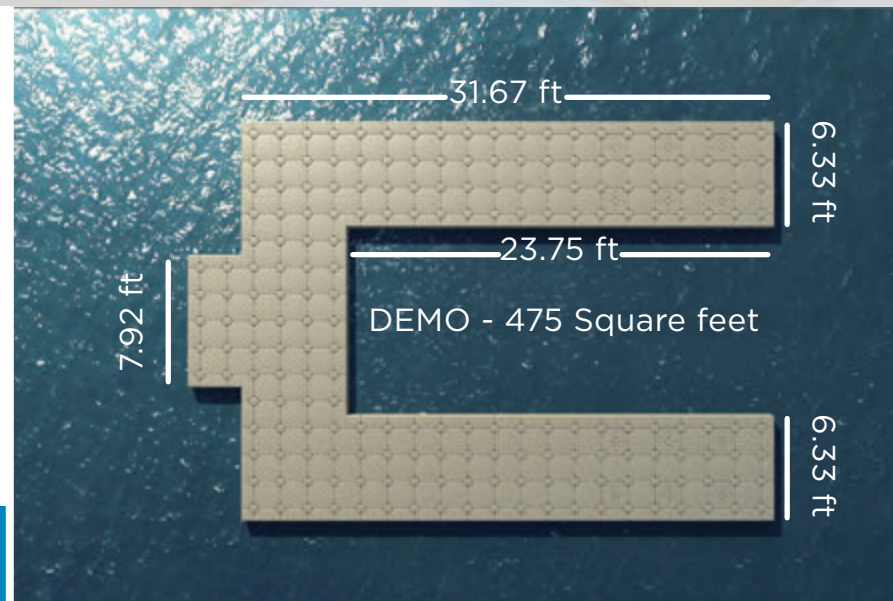
475 SQ FEET



INCLUDED

| | |
|------------------------|-----------|
| LinQ Tiles | 12 tiles |
| Candock Tiles | 134 tiles |
| Folding Cleats | 5x |
| Total dock area | 475 |


COLOR SELECTION



Delivery, installation, anchoring components and gangways are not included.

CONFIG. #6

470 SQ FEET




INCLUDED

| | |
|------------------------|-----------|
| LinQ Tiles | 12 tiles |
| Candock Tiles | 132 tiles |
| Folding Cleats | 6x |
| Total dock area | 470 |

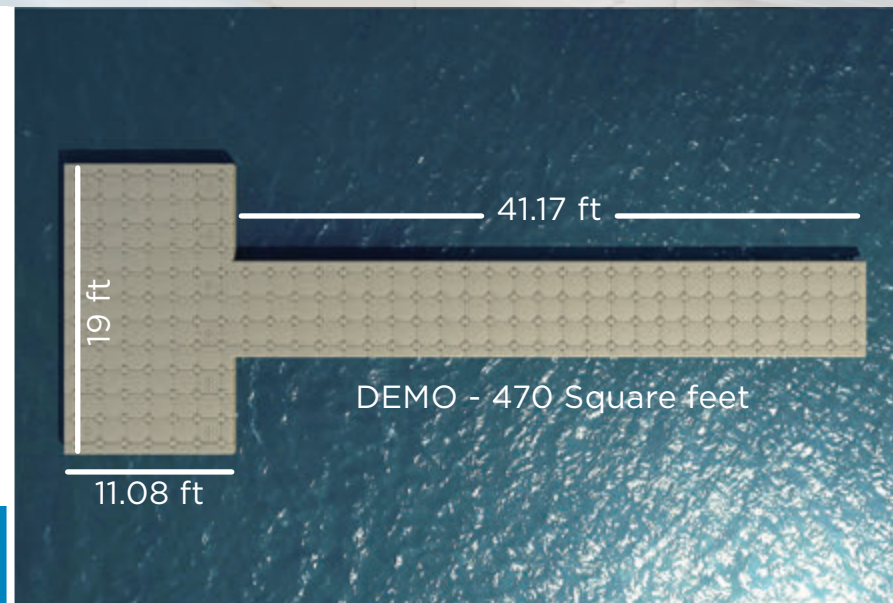
COLOR SELECTION



Tan



Gray



Delivery, installation, anchoring components and gangways are not included.

How to anchor a Candock Modular Floating system?

Anchoring a Candock Modular Floating System is essential and directly correlates with your Candock's efficiency, stability, and durability. Here are the most utilized anchoring solutions.

An authorized Candock technician will be in the best position to advise you on the ideal anchoring solution adapted to your environment. The anchoring solutions presented here are not included in the prices but are necessary for every installation, no matter the situation.

1 - PILINGS



The piling anchoring method is one of the most common and popular approaches. They provide unmatched stability to the floating dock they hold; they are often the preferred option if the environment and conditions will allow for it. The anchoring of a floating dock with pilings will require the below conditions:

- Water depths in the low to medium range (up to 7' / 2m)
- Tractable nature of the seabed

2 - UNDERWATER ANCHORING POINTS WITH ANCHOR LINES



The underwater anchoring technique using dead weights (or anchors) with anchor lines is also widely employed. The anchoring of a floating dock using this technique will impose fewer restrictions and will be used in deeper water levels (over 7' / 2m)

3 - ANCHORING ARMS



The anchoring arms technique is a lesser employed option but can be proven necessary in some cases. Generally speaking, the anchoring of a floating dock using this technique will impose a few basic restrictions:

- The dock should have a "parallel geometry" to the shoreline.
- A protected (sheltered) location that is not subject to high swells, waves, or wakes.
- Solid and sturdy shoreline structure onto which we can safely secure the struts.
- Low to mid-range water fluctuation capacities.

Become a distributor



Expand your horizon by joining the Candock family. Develop your own projects and benefit from over 25 years of expertise and close collaboration from a well-established network of distributors.

25 YEARS OF PURE INNOVATION

The days of massive wood and metal docks are over !

Candock is proud to offer you the most reliable plastic floating docks system ever to be installed on water (river, lake and ocean). Our secret: 25 years of passionate and rigorous development in the floating dock industry.

The result: a plastic floating dock that comes with a twenty years guarantee. It is maintenance-free, deterioration-proof and easy to assemble. And you can configure our floating dock in any way you like.

CALL US 1.888.547.2599



552 rue Bisailon
Magog (Quebec)
J1X 8C2 - Canada

Phone: (819) 847-2599
Fax: (819) 847-3250
candock@candock.com



Distributed by :