

## GARRETT BOOST | CLUB LINE

Journal bearing turbochargers for small engine displacements



**G**arrett Boost | Club Line turbochargers are engineered for small engine displacements including powersports, personal watercraft, and automobiles. These turbochargers feature internally wastegated turbine housings and journal bearing rotating groups. Forged, fully-machined compressor wheels can support from 200 up to 350 horsepower for engine displacements ranging from 0.4L up to 2.5L.

# GARRETT BOOST | CLUB LINE

## Journal bearing turbochargers for small engine displacements

Club Line is a product engineered for small engine displacements. This includes powersports, personal watercraft, and automobiles. These turbochargers feature internally wastegated turbine housings and journal bearing rotating groups. GBC stands for GARRETT BOOST | CLUB LINE.

The first two numbers indicate the turbo frame size. The larger the number the larger the turbine wheel. The numbers following the dash indicate the peak potential flywheel horsepower rating. There are 4 Club Line turbochargers with different compressor inducer sizes and horsepower ranges: GBC14-200, GBC17-250, GBC20-300, and GBC22-350. GBC17, 20, 22 are outline interchangeable for use as stage upgrades. (see pg 5 for dimensions)

Forged, fully-machined compressor wheels are offered in inducer sizes of 34mm, 36mm, 39mm, and 44mm. They can support from 200 up to 350 horsepower. The oil cooled center housing features the latest generation of journal bearing rotor group. Club Line turbochargers are fully assembled with an internally wastegated turbine housing. Garrett's technicians calibrate the actuator for optimum performance, eliminating any need for adjustment.

### GARRETT BOOST | CLUB LINE TURBOCHARGER PART NUMBERS

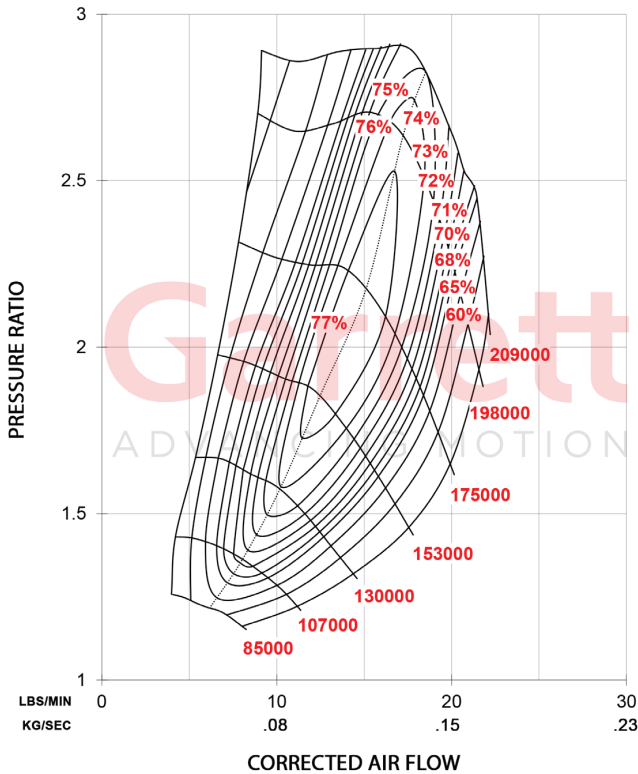
GBC14-200		Compressor				Turbine					
HP: 140-200	Disp: 0.4L-1.0L	Inducer	Exducer	Trim	A/R	Inducer	Exducer	Trim	A/R	Inlet	Outlet
PN: 896051-5004S		34mm	46mm	55	0.52	39mm	36mm	84	0.45	3 Bolt	4 Bolt
GBC17-250		Compressor				Turbine					
HP: 150-250	Disp: 0.6L-1.5L	Inducer	Exducer	Trim	A/R	Inducer	Exducer	Trim	A/R	Inlet	Outlet
PN: 896052-5003S		36mm	49mm	55	0.52	44mm	40mm	80	0.50	T25	5 Bolt
GBC20-300		Compressor				Turbine					
HP: 170-300	Disp: 0.8L-2.0L	Inducer	Exducer	Trim	A/R	Inducer	Exducer	Trim	A/R	Inlet	Outlet
PN: 896053-5003S		39mm	52mm	57	0.59	47mm	42mm	84	0.55	T25	5 Bolt
GBC22-350		Compressor				Turbine					
HP: 200-350	Disp: 1.0L-2.5L	Inducer	Exducer	Trim	A/R	Inducer	Exducer	Trim	A/R	Inlet	Outlet
PN: 896055-5003S		44mm	56mm	62	0.59	50mm	46mm	84	0.64	T25	5 Bolt

Club Line turbochargers are calibrated with a 0.5 bar actuator. Actuators with higher pressure settings (1.0, 1.5 bar) are available for individual purchase.



# GARRETT BOOST | CLUB LINE

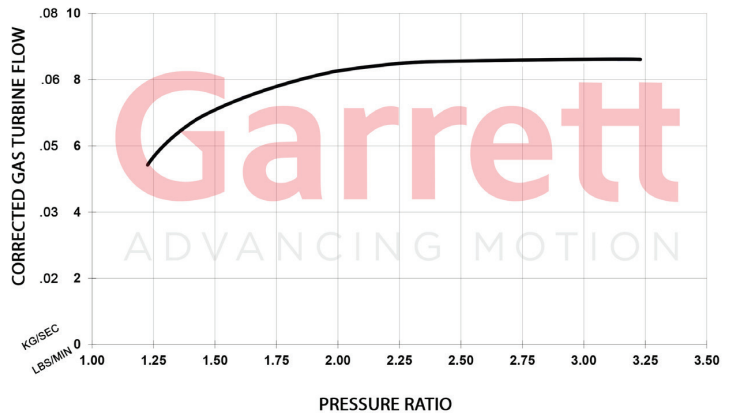
## GBC14-200 COMPRESSOR MAP



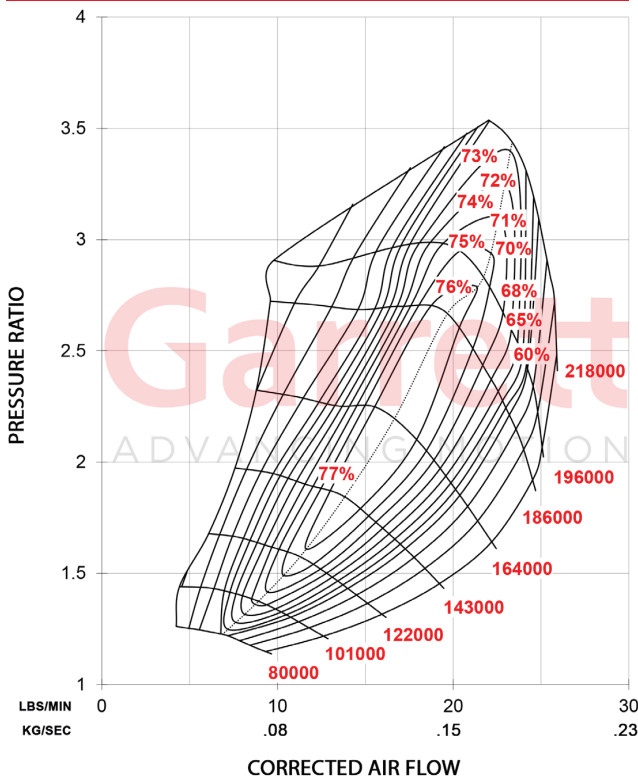
### FEATURES:

- 34mm compressor inducer
- Supports up to 200 horsepower
- Forged Fully-Machined Compressor Wheel
- Journal Bearing Rotating Group
- Internally wastegated turbine housing
- Engineered for small displacement engines including powersports, personal watercraft and automobiles

## GBC14-200 EXHAUST FLOW CHART



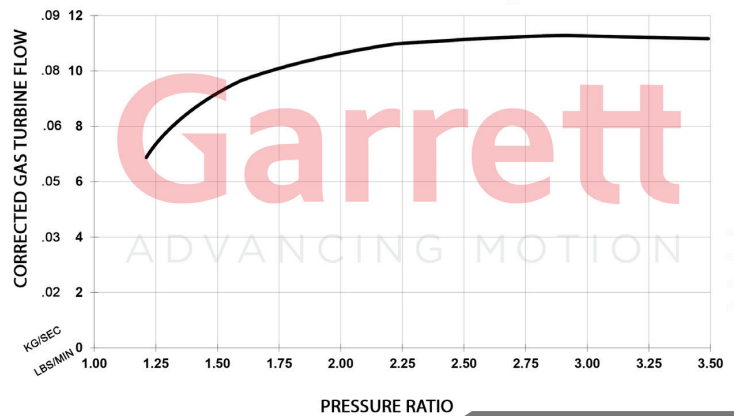
## GBC17-250 COMPRESSOR MAP



### FEATURES:

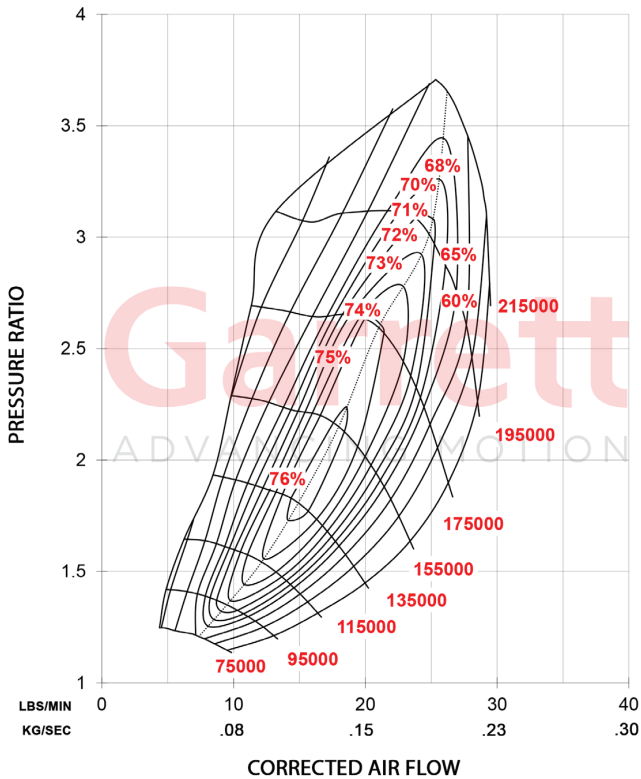
- 36mm compressor inducer
- Supports up to 250 horsepower
- Forged Fully-Machined Compressor Wheel
- Journal Bearing Rotating Group
- Internally Wastegated turbine housing
- Engineered for small displacement engines including powersports, personal watercraft and automobiles

## GBC17-250 EXHAUST FLOW CHART



# GARRETT BOOST | CLUB LINE

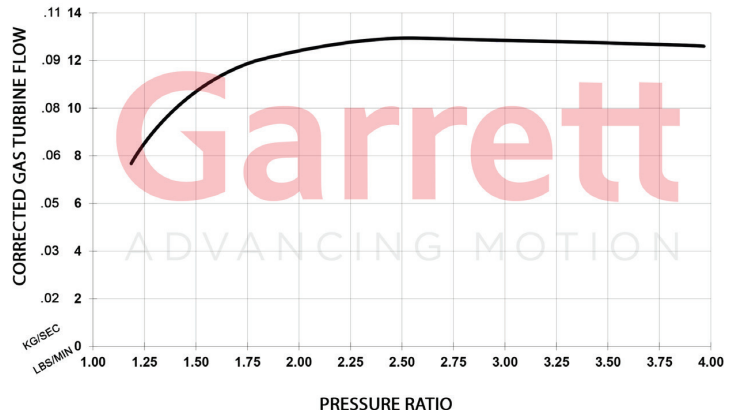
## GBC20-300 COMPRESSOR MAP



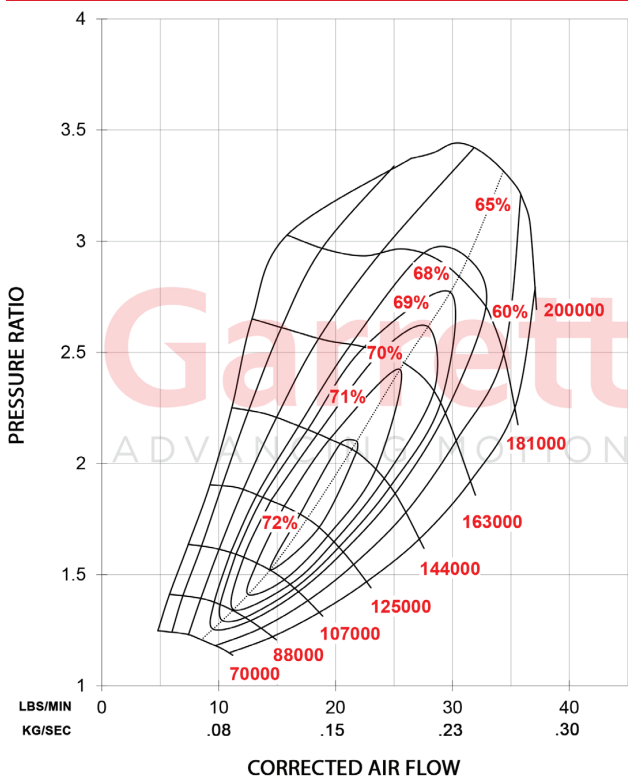
### FEATURES:

- 39mm compressor inducer
- Supports up to 300 horsepower
- Forged Fully-Machined Compressor Wheel
- Journal Bearing Rotating Group
- Internally Wastegated turbine housing
- Engineered for small displacement engines including powersports, personal watercraft and automobiles

## GBC20-300 EXHAUST FLOW CHART



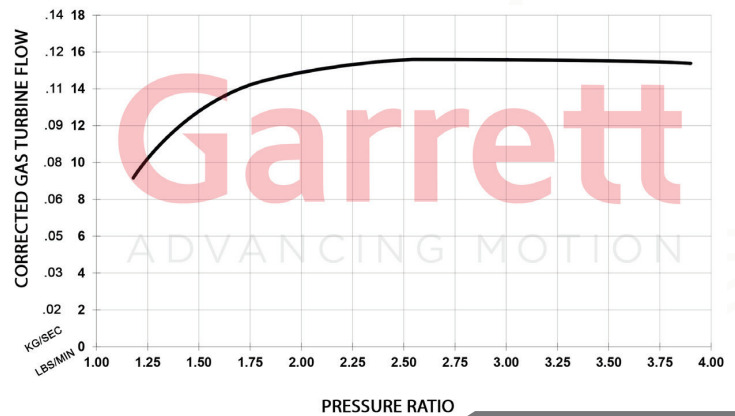
## GBC22-350 COMPRESSOR MAP



### FEATURES:

- 44mm compressor inducer
- Supports up to 350 horsepower
- Forged Fully-Machined Compressor Wheel
- Journal Bearing Rotating Group
- Internally Wastegated turbine housing
- Engineered for small displacement engines including powersports, personal watercraft and automobiles

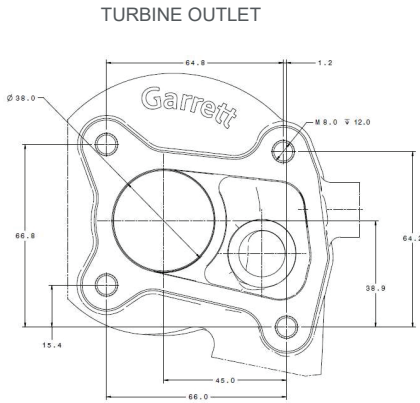
## GBC22-350 EXHAUST FLOW CHART



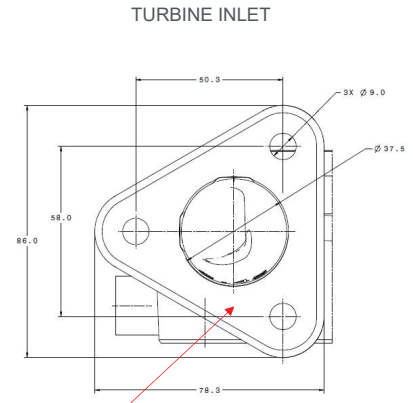

# GARRETT BOOST | CLUB LINE

## GARRETT BOOST | CLUB LINE FLANGE DIAGRAMS

### GBC14-200

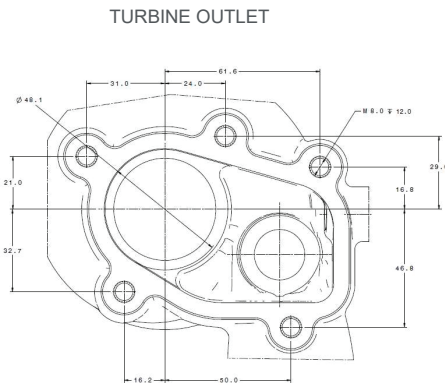


OVERALL LENGTH = 162.0 mm



Turbine housing inlet can be machined to V-band with OD of 2.24" (57mm) for use with 1.75" tubing.

### GBC17-250 GBC20-300 GBC22-350



OVERALL LENGTH = 183.5 mm

