



› 100UC14.8
– H-Section Joiner Post



› 100TFCx50
– C-Section End Post



› 100TFCx50
– 90 Degree Corner Post

SMART RETAIN™ WALL POSTS

CLASS LEADING HEAVY DUTY DESIGN

Our new range of Smart Retain™ Wall Posts offer easy installation for landscaping and civil work, with next day delivery to Sydney, Wollongong and Newcastle. Should your project have additional structural steel requirements outside our standard '100' range, we can bundle these together.

With a Hot Dip Galvanised finish for protection against corrosion, the Smart Retain™ Wall post range is both heavy duty and pre drilled to accommodate fence brackets. Designed to suit a variety of sleeper products, the Smart Retain™ product is available off the shelf in common lengths to suit your project.



› BUILDING APPROVAL & CERTIFICATION

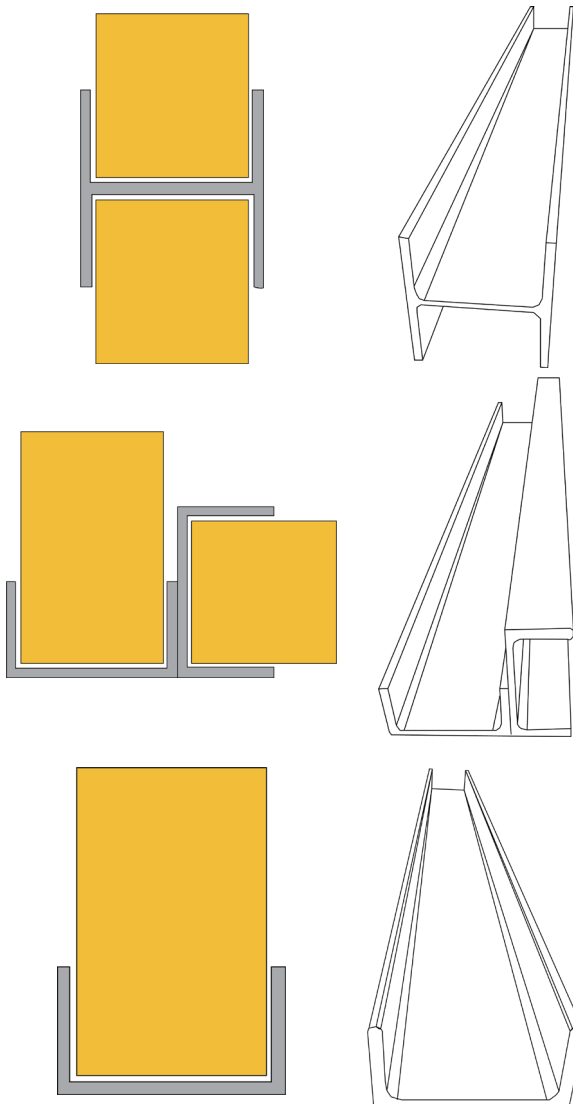
For retaining walls up to 1m high, local authorities generally do not require building approval or engineering certification. Retaining walls within 1.0m of a building or adjoining property, irrespective of height, will generally require local council approval and engineering certification.

It is recommended that you check with local authorities prior to commencement. Special designs may also be required depending on wall height, post spacing, slope steepness or soil conditions. Retaining walls may also be required to be battered back from the vertical (leans back to the bank.)

› SMART RETAIN™ WALL POSTS

- 100UC14.8 (H-Section Joiner Post)
- 100TFCx50 (C-Section End Post) Stock lengths from 1200mm to 3600mm
- 100TFCx50 (90 Degree Corner Post) Stock lengths from 1200mm to 2400mm

All hot dip galvanised to comply with AS/NZS4680



100UC14.8	
H-Section Joiner Post	
Available Lengths	1200, 1600, 1800, 2000, 2400, 2800, 3000, 3300, 3600mm

100TFCx50	
90-Degree Corner Post	
Available Lengths	1200, 1600, 1800, 2000, 2400, 2700mm

100TFCx50	
C-Section End Post	
Available Lengths	1200, 1600, 1800, 2000, 2400, 2800, 3000, 3300, 3600mm

FOR MORE INFORMATION PLEASE CONTACT OUR OFFICE OR VISIT OUR WEBSITE

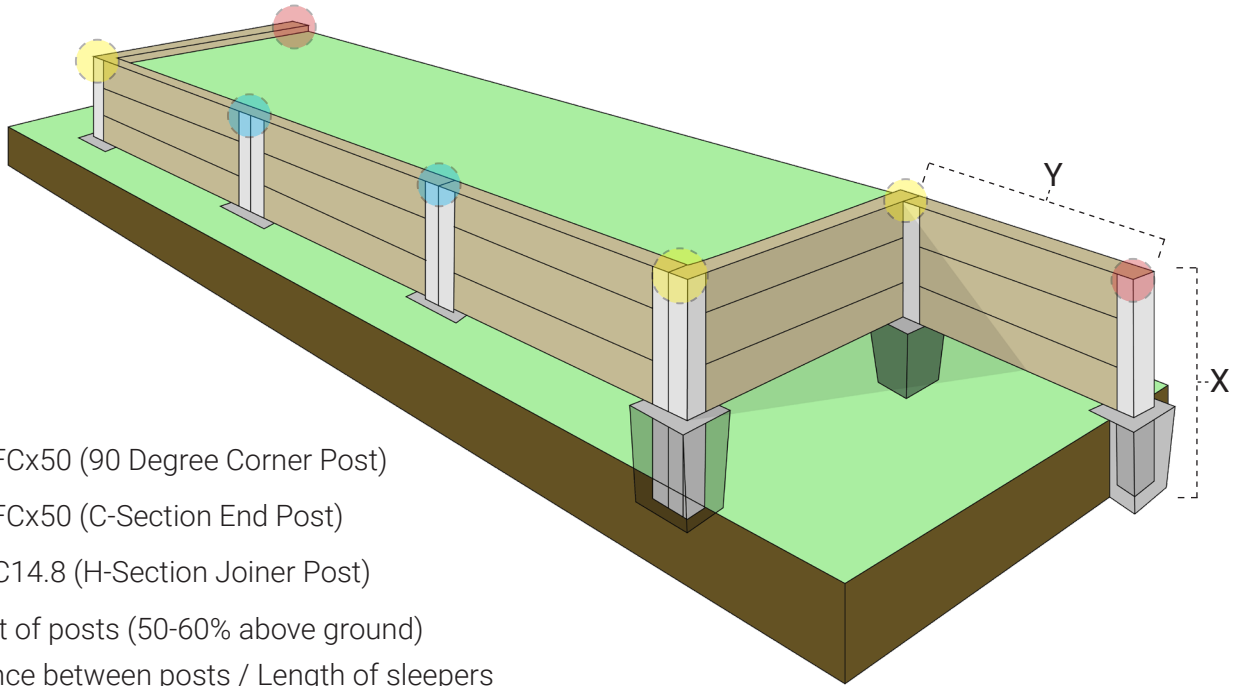
Steel Builders Pty Ltd
 18-20 Charles Street, St Marys
 NSW 2760
 ABN: 53 147 275 456

Ph: 02 9623 7363
 Fax: 02 8415 7123
 E-mail: sales@steelbuilders.com.au




WWW.STEELBUILDERS.COM.AU

SMART RETAIN™ WALL POST INSTALLATION GUIDE

STEP ONE: PLAN & DESIGN



KEY

-  100TFCx50 (90 Degree Corner Post)
 -  100TFCx50 (C-Section End Post)
 -  100UC14.8 (H-Section Joiner Post)
- X Height of posts (50-60% above ground)
Y Distance between posts / Length of sleepers

NOTE: Always check local council guidelines and regulations before planning, designing or installing a retaining wall as this may differ between councils.

STEP TWO: PREPARE SITE

The footing depth is generally equal to the height of the retaining wall. For post holes, a 450mm diameter with 100mm minimum concrete cover below the post.



STEP THREE: SECURE & BUILD

After holes are ready, place posts and plumb up along the length of the retaining wall. Pour concrete into holes and level, before bracing up to mould in place until concrete sets. Install first sleeper (max 83mm) and check for alignment. Remaining sleepers can be added thereafter, and drainage and plastic membrane should now be added as required then backfilled.



DISCLAIMER: Information provided within this publication is for use and dissemination ONLY AS A GUIDE. Steel Builders will not be held responsible for any loss or damage, except to any extent whereby responsibility cannot be lawfully excluded, relevant to the selection and use of these products and/or the guide. The customer accepts full responsibility for seeking the approval for the use of these products, and any relevant local building requirements, permissions and additional professional advice.

FOR MORE INFORMATION PLEASE CONTACT OUR OFFICE OR VISIT OUR WEBSITE

Steel Builders Pty Ltd
18-20 Charles Street, St Marys
NSW 2760
ABN: 53 147 275 456

Ph: 02 9623 7363
Fax: 02 8415 7123
E-mail: sales@steelbuilders.com.au

WWW.STEELBUILDERS.COM.AU