



SMART ADAPTA-POST™

ADAPTABLE COLUMN SOLUTION

SMART ADAPTA-POST™ HAS BEEN DESIGNED TO REPLACE TRADITIONAL FABRICATED FIXED HEIGHT STEEL COLUMNS WITHIN THE DOMESTIC HOUSING MARKET.

Traditional fabricated columns for the domestic housing market are great, that is until height adjustments or fixing plate orientations do not work. Save costs and improve your construction schedule by arming yourself with the Smart ADAPTA-POST™ to solve these and many more issues on site.

BENEFITS

- **ADAPTABLE:** Vertical height adjustment, allowing on site adjustment to suit varying heights. Adaptable head components; whilst Steel Builders will supply the column to suit your project. The heads can be easily exchanged at site, preventing extra site welding costs and site delays to construction schedule.
- **OVERALL COST SAVING:** Similar price to standard fixed height fabricated columns whilst having a superior surface treatment (HDG) and adjustable/adaptable.
- **SUPERIOR SURFACE TREATMENT:** Fully galvanised system; 600g/sqm (R3 compliant treatment).
- **IMPROVED LEAD TIME:** Rapid turnaround – being a stock item, these assemblies can be picked, assembled and supplied for next day delivery if required.

- **IMPROVED BUILD TIME:** The Smart ADAPTA-POST™ will come to site to detailed length with correct componentry, thus enabling it to be installed in the same time as a traditional column.

PRODUCT DESCRIPTION

The column is comprised of 3 main parts that assembly together:

1. Main shaft (5 variants)
2. Foot (3 variants)
3. Head component (15 variants)

The head component is fitted to the shaft via 4x M12 set screws that screw into a 10mm solid cap through 4x M12 tapped holes. The cap plate is fully welded to the top of the main shaft. The holes are countersunk to ensure a secure level fitting.

The foot is a M30 threaded solid rod, this rod is 355mm long to allow adjustment as required. It fits to a welded M30 metric nut and 10mm cap plate that is fully welded to the base of the main shaft. The foot secures to the base of the shaft via a M30 locking nut.

The foot and head variants are designed to suit various steel post – steel beam connections, as well as various steel column – timber beam variations. Please contact our technical team on 02 96237363 should you require further information on how this column system can benefit your company.

› PRODUCT SPECIFICATION AND SUPPLY

If you wish to utilise this product, please contact our technical team on 02 96237363 for further product data. We suggest having your engineer review our documentation and have your engineer specify within your projects to ensure that the product is used for correct and suitable purposes.

On having your engineer specify this product within your projects, Steelbuilders team of detailers will determine detailing requirements on a job-by-job basis, both the height and componentry requirements will be nominated, along with marking ID's that correspond with site Marking plans for easy installation.

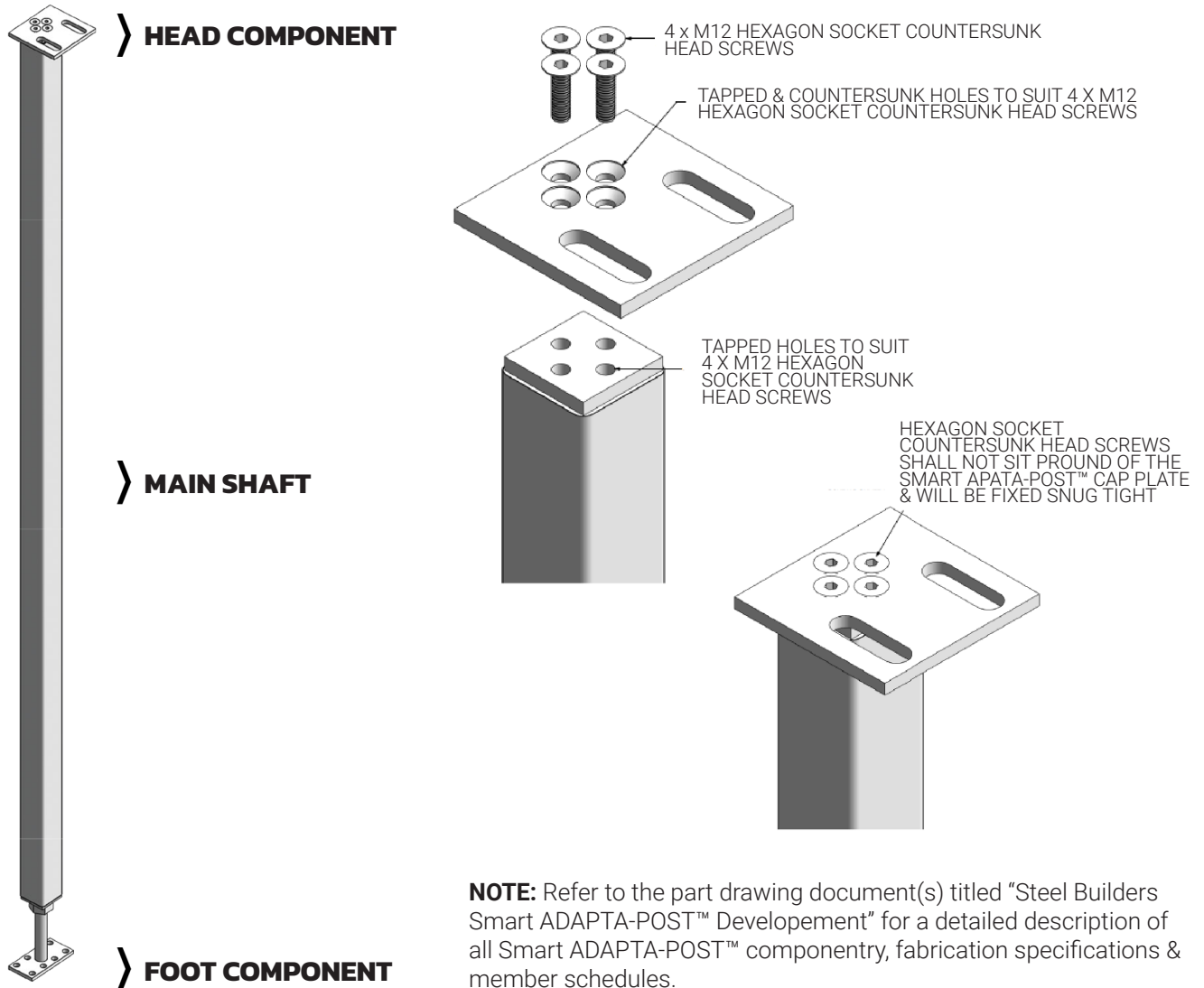
Our production team will assemble to the detailed drawings. Columns will arrive to site at specified length, with specified componentry, along with M12 set-screws fitted, and M30 locking nut fitted to suit.

SITE ADJUSTMENTS

The head component can be re-orientated onsite by unfitting the M12 set screws, re-orientating component and re-fitting screws, this can achieve 90, 180, 270 degrees rotation of head component to suit varying site conditions. You can achieve vertical height adjustment by unfitting M30 locking nut, winding the foot in or out of the shaft to desired height, then re-fitting and tightening the locking nut. The thread is metric and therefore will provide millimetre adjustments.

› SMART ADAPTA-POST™

› COMPONENT FIXING DETAIL



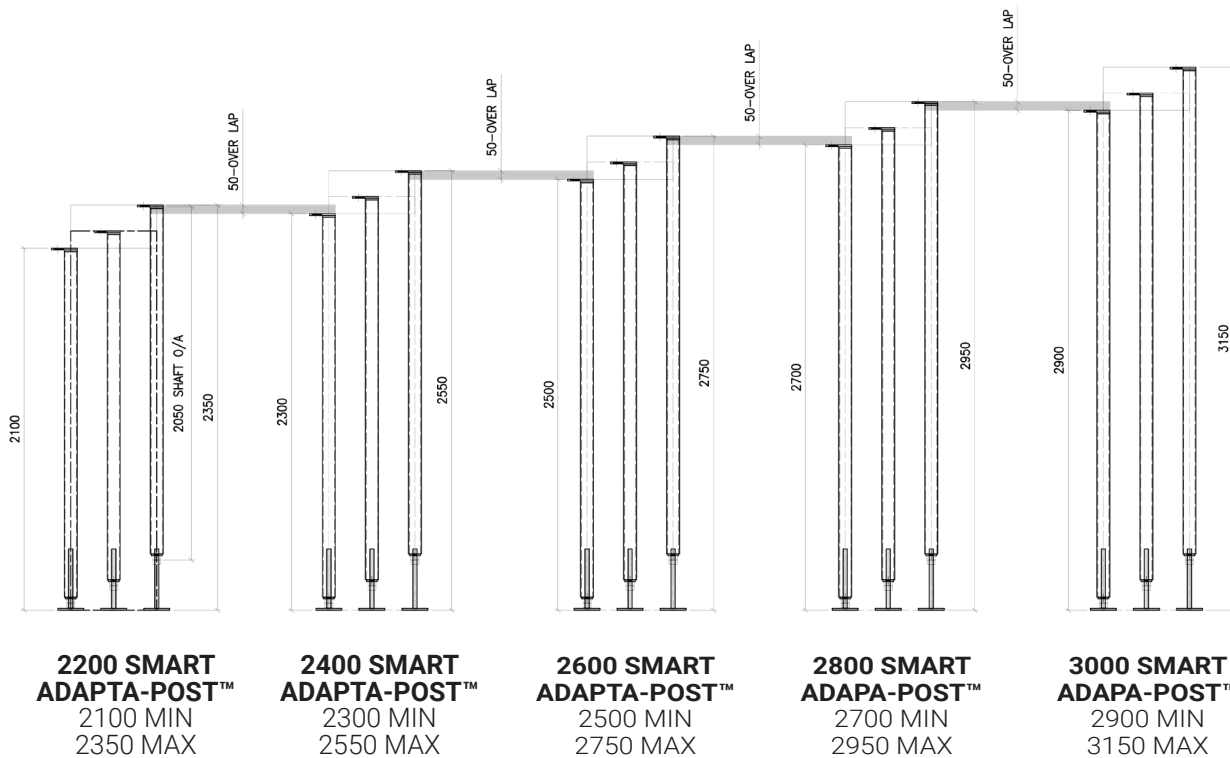
FOR MORE INFORMATION PLEASE CONTACT OUR OFFICE OR VISIT OUR WEBSITE

Steel Builders Pty Ltd
18-20 Charles Street, St Marys
NSW 2760
ABN: 53 147 275 456

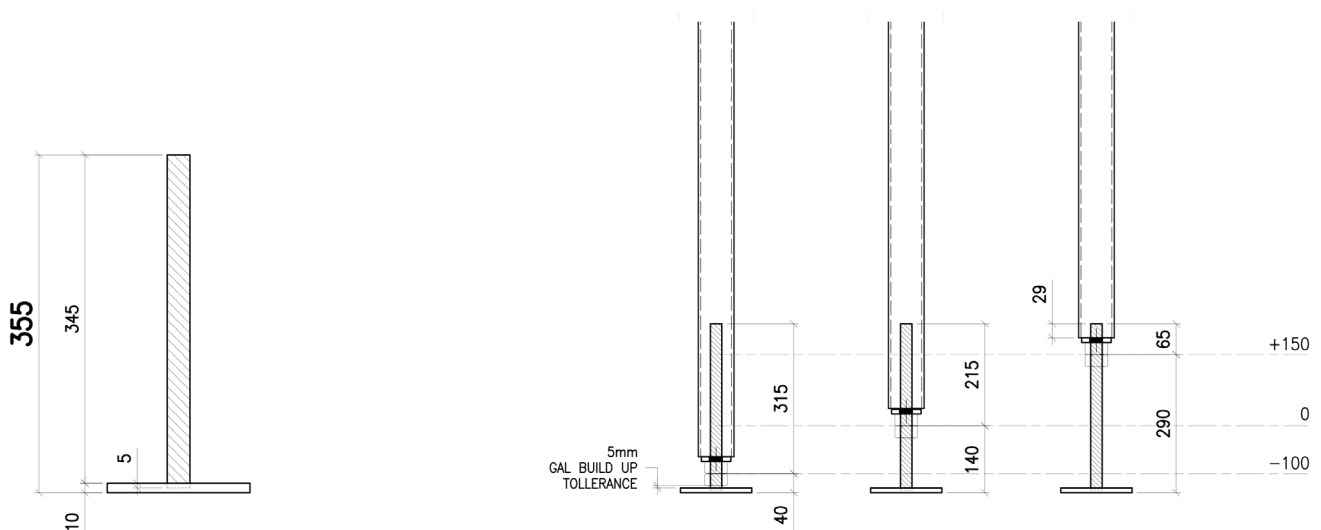
Ph: 02 9623 7363
Fax: 02 8415 7123
E-mail: sales@steelbuilders.com.au

WWW.STEELBUILDERS.COM.AU

SMART ADAPA-POST™ VARIANTS



SMART ADAPA-POST™ BASE PLATE ADJUSTMENTS



FOR MORE INFORMATION PLEASE CONTACT OUR OFFICE OR VISIT OUR WEBSITE

Steel Builders Pty Ltd
18-20 Charles Street, St Marys
NSW 2760
ABN: 53 147 275 456

Ph: 02 9623 7363
Fax: 02 8415 7123
E-mail: sales@steelbuilders.com.au

WWW.STEELBUILDERS.COM.AU