

LINEAR BATHROOM PRODUCTS

QUALITY AND RELIABILITY

STEEL BUILDERS PTY LTD IS A QUALITY SUPPLIER OF LINEAR SHOWER GRATES IN A RANGE OF STYLES AND MATERIALS TO SUIT YOUR PROJECT REQUIREMENTS.


All of our grates are made from the highest quality materials and our workmanship ensures your project has that perfect finish.

In each style of grate there are several grate patterns to choose from and in each patterns we have several grate sizes to suit differing project requirements.

Our outlets on the grates also come in varying sizes and locations along with custom options.

All of our linear grates are made from the highest quality stainless steel for easy cleaning and longevity.

Whatever your shower grate requirements, Steel Builders will have the grate to make your project pop!!



OPTION 1 - LINES PATTERN

85mm (w) x 20mm (d)

PRODUCT CODE MATRIX – LINES PATTERN (85mm)												
Drain Overall Length												
	600mm	700mm	800mm	900mm	1000mm	1200mm	1500mm	1800mm	2100mm	2400mm	2700mm	3000mm
Centre Outlets	6020WCL4	7020WCL4	8020WCL4	9020WCL4	1020WCL4	1220WCL4	1520WCL4	1820WCL4	N/A	N/A	N/A	N/A
End Outlets	6020WEL4	7020WEL4	8020WEL4	9020WEL4	1020WEL4	1220WEL4	1520WEL4	1820WEL4	N/A	N/A	N/A	N/A
No Outlet	6020WNL4	7020WNL4	8020WNL4	9020WNL4	1020WNL4	1220WNL4	1520WNL4	1820WNL4	2120WNL4	2420WNL4	2720WNL4	3020WNL4

LINES PATTERN

100mm (w) x 20mm (d)

PRODUCT CODE MATRIX – LINES PATTERN (100mm)						
Drain Overall Length						
	600mm	800mm	900mm	1000mm	1200mm	1500mm
Centre Outlets	10060CL	10080CL	10090CL	10010CL	10012CL	10015CL
No Outlet	10060NL	10080NL	10090NL	10010NL	10012NL	10015NL

Note: Centre outlet is located in exact centre of drain both vertically and horizontally. 85mm wide Line series have 50mm outlets in centre or end. 100mm wide Lines series have an 80mm outlet in the centre only. End outlet is located 50mm to centre of outlet from end of drain. No outlet items are to allow for custom outlet fitting by either yourself or Steel Builders Pty Ltd. See the accessories page for outlet options. All linear bathroom drains are 304 stainless steel.

OPTION 2 - HEELGUARD PATTERN

85mm (w) x 20mm (d)

PRODUCT CODE MATRIX – HEELGUARD PATTERN (85mm)												
Drain Overall Length												
	600mm	700mm	800mm	900mm	1000mm	1200mm	1500mm	1800mm	2100mm	2400mm	2700mm	3000mm
Centre Outlets	6020WCH4	7020WCH4	8020WCH4	9020WCH4	1020WCH4	1220WCH4	1520WCH4	1820WCH4	N/A	N/A	N/A	N/A
End Outlets	6020WEH4	7020WEH4	8020WEH4	9020WEH4	1020WEH4	1220WEH4	1520WEH4	1820WEH4	N/A	N/A	N/A	N/A
No Outlet	6020WNH4	7020WNH4	8020WNH4	9020WNH4	1020WNH4	1220WNH4	1520WNH4	1820WNH4	2120WNH4	2420WNH4	2720WNH4	3020WNH4

HEELGUARD PATTERN

100mm (w) x 20mm (d)

PRODUCT CODE MATRIX – HEELGUARD PATTERN (100mm)									
Drain Overall Length									
	600mm	800mm	900mm	1000mm	1200mm	1500mm	2000mm	2500mm	3000mm
Centre Outlets	10060CH	10080CH	10090CH	10010CH	10012CH	10015CH	N/A	N/A	N/A
No Outlet	10060NH	10080NH	10090NH	10010NH	10012NH	10015NH	10020NH*	10025NH*	10030NH*

Note: Centre outlet is located in exact centre of drain both vertically and horizontally. 85mm wide Heelguard series have 50mm outlets in centre or end. 100mm wide Heelguard series have an 80mm outlet in the centre only. End outlet is located 50mm to centre of outlet from end of drain. No outlet items are to allow for custom outlet fitting by either yourself or Steel Builders Pty Ltd. See the accessories page for outlet options. All linear bathroom drains are 304 stainless steel.

FOR MORE INFORMATION PLEASE CONTACT OUR OFFICE OR VISIT OUR WEBSITE

Steel Builders Pty Ltd
18-20 Charles Street, St Marys
NSW 2760
ABN: 53 147 275 456

Ph: 02 9623 7363
Fax: 02 8415 7123
E-mail: sales@steelbuilders.com.au

WWW.STEELBUILDERS.COM.AU

OPTION 3 – TILE INSERT

100mm (w) x 30mm (d)

PRODUCT CODE MATRIX – HEELGUARD PATTERN (85mm)												
Drain Overall Length												
	600mm	700mm	800mm	900mm	1000mm	1200mm	1500mm	1800mm	2100mm	2400mm	2700mm	3000mm
Centre Outlets	6030CT	7030CT	8030CT	9030CT	1030CT	1230CT	1530CT	1830CT	N/A	N/A	N/A	N/A
End Outlets	6030ET	7030ET	8030ET	9030ET	1030ET	1230ET	1530ET	1830ET	N/A	N/A	N/A	N/A
No Outlet	6030NT	7030NT	8030NT	9030NT	1030NT	1230NT	1530NT	1830NT	2130NT	2430NT	2730NT	3030NT

Note: Centre outlet is located in exact centre of drain both vertically and horizontally. End outlet is located 50mm to centre of outlet from end of drain. No outlet items are to allow for custom outlet fitting by either yourself or Steel Builders Pty Ltd. See the accessories page for outlet options. All pre-fitted outlets are 50.8mm OD. All linear bathroom drains are 304 stainless steel.

CUSTOM LINEAR DRAINS

All of our linear drains can be customised to suit your needs, customisation is available as follows;


1. Customise length either joining or cutting down of custom sizes to any length
2. Customise outlet size and location. You can choose any option that has a no outlet code and add your own outlet from the outlet list below and let us know where you would like it positioned on the drain.

All modifications for custom drains are done by qualified fabricators in our workshop here in Sydney.

CUSTOM LINEAR DRAINS


1. 38mm
2. 50mm
3. 76mm
4. 83mm (only suitable for 100mm wide drains)
5. 95mm (only suitable for 100mm wide drains)

DRAIN AND OUTLET OPTIONS




OPTION 1
LINES PATTERN

85mm (w) x 20mm (d)
100mm (w) x 20mm (d)



OPTION 2
HEELGUARD PATTERN

85mm (w) x 20mm (d)
100mm (w) x 20mm (d)



OPTION 3
TILE INSERT

100mm (w) x 30mm (d)



ACCESSORY OPTIONS
LINES PATTERN

85mm (w) x 20mm (d)

FOR MORE INFORMATION PLEASE CONTACT OUR OFFICE OR VISIT OUR WEBSITE

Steel Builders Pty Ltd
18-20 Charles Street, St Marys
NSW 2760
ABN: 53 147 275 456

Ph: 02 9623 7363
Fax: 02 8415 7123
E-mail: sales@steelbuilders.com.au

WWW.STEELBUILDERS.COM.AU