

100

STICKLEY SELECTIONALS® 100 SERIES

MAXIMUM VERSATILITY—PLUS SLEEPERS & CUSTOM LENGTH SOFAS



| | |
|-------------------|----------------------------|
| sofas-by-the-inch | Y |
| sleep sofas | Y |
| seat height | 22½" |
| seat depth | 20-22¼" |
| frame depth | 36" |
| overall height | 36¼-38½" |
| seat cushions | spring down |
| back pillows | fiber down |
| throw pillows | 20" throw pillows standard |
| skirts | 9" kick pleat |

HOW TO CREATE YOUR MODEL NUMBER:

- 1 SELECT YOUR FRAME**

 We are starting with the **96-9676** Three Cushion Sofa
- 2 SELECT YOUR ARM STYLE**

 1F Traditional Roll Arm
- 3 SELECT YOUR BACK STYLE**

 2B Box Back
- 4 SELECT YOUR BASE STYLE**

 3F Short Block Leg

You've selected the **1F** arm style with the **2B** back style and the **3F** base style. So the model number on your order should be **96-9676-1F-2B-3F**

Frame
Arm Back
Base

ARM STYLES —Welted unless otherwise noted.

| | | | | | | | |
|--|---|---|--|---|---|---|---|
|  <input type="checkbox"/> 1A Pleated Arm H26 W8½ |  <input type="checkbox"/> 1B Classic Roll Arm H26½ W8½ |  <input type="checkbox"/> 1C English Arm H26½ W6½ |  <input type="checkbox"/> 1D Track Arm H26¼ W5 |  <input type="checkbox"/> 1E Sock Arm H26 W9 | <input checked="" type="checkbox"/> 1F Traditional Roll Arm H25½ W10 |  <input type="checkbox"/> 1G Weltless Club Arm H25¼ W5 (seat and back cushion weltless) |  <input type="checkbox"/> 1J Flared Tuxedo Arm H31 W6¾ |
|  <input type="checkbox"/> 1K Rolled Tuxedo Arm H32 W7½ |  <input type="checkbox"/> 1L Classic Roll Arm w/ Nailhead Trim H26½ W8½ |  <input type="checkbox"/> 1M Traditional Roll Arm w/ Nailhead Trim H25½ W10 |  <input type="checkbox"/> 1P Flared Sock Arm H27 W10 |  <input type="checkbox"/> 1W Club Arm H25¼ W5 | | | |









BACK OPTION NOTES:

- 2F, 2H not available on corner loveseats, corner sofas, or with arm styles 1J or 1K.
- 2D, 2F not available on sleep sofas.
- 2H only available with a 72" mattress on sleep sofas.






BASE OPTION NOTES:

- 3A not available in leather.
- 3C, 3D, 3E, 3J not available on sleep sofas or storage ottomans.

BACK STYLES


| | | | | | | | |
|---|---|--|--|---|--|---|--|
|  <input type="checkbox"/> 2A Knife Edge Back Overall H37 Seat D20 |  <input type="checkbox"/> 2B Box Back Overall H36½ Seat D20 |  <input type="checkbox"/> 2D Semi-Attached Pillow-Back Overall H35½ Seat D20 |  <input type="checkbox"/> 2F Button Tightback Overall H36¾ Seat D22¼ |  <input type="checkbox"/> 2G Button Box Back Overall H37 Seat D20 |  <input type="checkbox"/> 2H Casual Tightback Overall H36¾ Seat D22¼ |  <input type="checkbox"/> 2K Tall Knife Edge Back Overall H38½ Seat D20 |  <input type="checkbox"/> 2L Tall Box Back Overall H38½ Seat D20 |
|---|---|--|--|---|--|---|--|

BASE STYLES

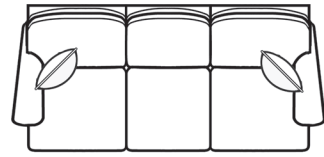
| | | | | | | | |
|---|--|--|---|---|---|--|---|
|  <input type="checkbox"/> 3A Kick Pleat Skirt H9 |  <input type="checkbox"/> 3B Floating Base H1 |  <input type="checkbox"/> 3C Block Leg H4 |  <input type="checkbox"/> 3D Tapered Leg H5¼ |  <input type="checkbox"/> 3E Bun Foot H4 |  <input type="checkbox"/> 3F Short Block Leg H2½ |  <input type="checkbox"/> 3G Short Bun Foot H2½ |  <input type="checkbox"/> 3J Recessed Tapered Leg H4 |
|---|--|--|---|---|---|--|---|

STICKLEY SELECTIONALS® | 100 SERIES –WIDTHS VARY WITH ARM STYLES, PLEASE CONSULT WITH YOUR DESIGNER–


SOFAS, LOVESEATS AND CHAIRS




☐ **96-9676** ☐ **CL-8676**
Three Cushion Sofa
Outside D36
Inside L75



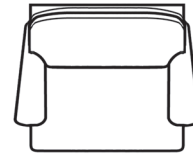
☐ **96-9677** ☐ **CL-8677**
Mid-Size Sofa
Outside D36
Inside L69




☐ **96-9675** ☐ **CL-8675**
Two Cushion Loveseat
Outside D36
Inside L50



☐ **96-9674** ☐ **CL-8674**
One Cushion Arm Chair
Outside D36
Inside L22




☐ **96-9674-XL** ☐ **CL-8674-XL**
Arm Chair Plus
Outside D36
Inside L30




☐ **96-9674-SW** ☐ **CL-8674-SW**
Swivel Arm Chair
Outside D36
Inside L22

OTTOMANS




☐ **96-9679-4242**
☐ **CL-8679-4242**
L42 D42 H19




☐ **96-9679-3636**
☐ **CL-8679-3636**
L36 D36 H19


SECTIONAL COMPONENTS




☐ **96-9663** ☐ **CL-8663**
Left Facing Sofa
Outside D36
Inside L75



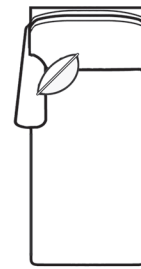
☐ **96-9664** ☐ **CL-8664**
Right Facing Sofa
Outside D36
Inside L75



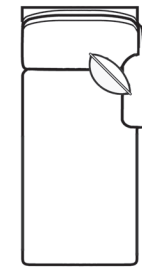
☐ **96-9661** ☐ **CL-8661**
Left Facing Loveseat
Outside D36
Inside L50



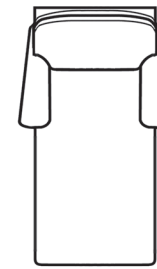
☐ **96-9662** ☐ **CL-8662**
Right Facing Loveseat
Outside D36
Inside L50



☐ **96-9670-L**
☐ **CL-8670-L**
Left Facing Chaise
Outside D65
Inside L25



☐ **96-9670-R**
☐ **CL-8670-R**
Right Facing Chaise
Outside D65
Inside L25



☐ **96-9671-2**
☐ **CL-8671-2**
Two Arm Chaise
Outside D65
Inside L23-25



☐ **96-9679-4825**
☐ **CL-8679-4825**
L48 D25 H19

Also available as
storage ottoman
96-9679-4825-ST
CL-8679-4825-ST



☐ **96-9679-3625**
☐ **CL-8679-3625**
L36 D25 H19

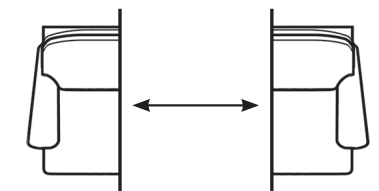
Also available as
storage ottoman
96-9679-3625-ST
CL-8679-3625-ST




☐ **96-9679-2522**
☐ **CL-8679-2522**
L25 D22 H19

SOFAS BY THE INCH


Available in any length from 65" to 103".




☐ **96-9678**
"By the Inch" Sofa
Outside D36




☐ **96-9665** ☐ **CL-8665**
Left Facing Corner Sofa
Outside D36
Inside L71




☐ **96-9666** ☐ **CL-8666**
Right Facing Corner Sofa
Outside D36
Inside L71




☐ **96-9667** ☐ **CL-8667**
Left Facing Corner Loveseat
Outside D36
Inside L46



☐ **96-9668** ☐ **CL-8668**
Right Facing Corner Loveseat
Outside D36
Inside L46



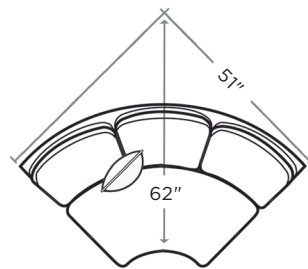
☐ **96-9669-3** ☐ **CL-8669-3**
Three Cushion Armless
Outside L75 D36
Inside L75




☐ **96-9669-2** ☐ **CL-8669-2**
Two Cushion Armless
Outside L50 D36
Inside L50



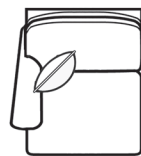
☐ **96-9669-1** ☐ **CL-8669-1**
One Cushion Armless
Outside L25 D36
Inside L25




☐ **96-9660-CC** ☐ **CL-8660-CC**
Curved Corner
Outside D36



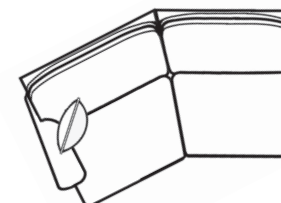
☐ **96-9660-SC** ☐ **CL-8660-SC**
Square Corner
Outside L36 D36
Inside L21



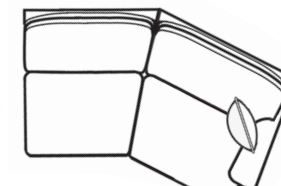
☐ **96-9672** ☐ **CL-8672**
One Cushion Left Arm Chair
Outside D36
Inside L25



☐ **96-9673** ☐ **CL-8673**
One Cushion Right Arm
Chair
Outside D36
Inside L25




☐ **96-9661-AS** ☐ **CL-8661-AS**
Left Facing Angular Loveseat
Outside D48
Inside L44½




☐ **96-9662-AS** ☐ **CL-8662-AS**
Right Facing Angular Loveseat
Outside D48
Inside L44½

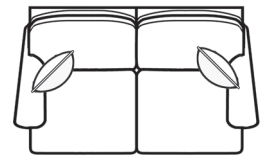
SLEEP SOFAS



☐ **96-9511** ☐ **CL-8511**
Queen Size Sleep Sofa
Outside D37
Inside L70



☐ **96-9510** ☐ **CL-8510**
Full Size Sleep Sofa
Outside D37
Inside L62



☐ **96-9509** ☐ **CL-8509**
Twin Size Sleep Sofa
Outside D37
Inside L50

Base options 3C, 3D, 3E, 3J not available on sleep sofas.
Back options 2D and 2F not available on sleep sofas.

DESIGN NOTES:

- Any Stickley fabric is available at no charge for contrast throw pillows.
- Any Grade 1 Stickley trim is available at no charge on throw pillows.
- Pure down/feather back cushions are available at no charge.

- Throw pillows are not standard on leather upholstery.
- All legs are maple.
- Multiple piece sectionals will be center-matched.

All component sizes are approximate and will vary slightly based on the thickness of fabric used and the human variables of fine hand craftsmanship.

*Drawings not to scale