

Project Name: _____

Ordering #: _____ Type: _____



OVERVIEW

Wattage (W)	350W/280W/210W/140W Selectable 410W/328W/246W/164W Selectable
Lumen Package (lm)	Up to 72,000 lm
Color Temperature (CCT)	5000K
Efficacy (lm/W)	Up to 190 lm/W



ORDERING GUIDE

Example: **HBM5D350WS50V120**

SKU Root	Wattage / Lumens	CCT	Voltage
HBM5D	350WS - 350W/280W/210W/140W Selectable, Up to 62,000 lumens	50 - 5000K	V120 - 120-277VAC
	410WS - 410W/328W/246W/164W Selectable, Up to 72,000 lumens		V480 - 347-480VAC




PRODUCT DIMENSIONS

DIMENSIONS	350W Model	410W Model
Product Dimension	24.25" diameter x 7.47" high	
Weight	17.32 lbs	19.47 lbs

SPECIFICATIONS

Wattage & Lumens	350W/280W/210W/140W Selectable, Up to 62,000 lumens 410W/328W/246W/164W Selectable, Up to 72,000 lumens
Efficacy	Up to 190 lm/W
CCT	5000K
CRI (Ra)	70
Controls	0-10V Dimming Power Selectable
Input Voltage	120-277VAC or 347-480VAC
Average Lifetime	50,000 hours
Beam Angle	120°
Installation Height	Ceilings 30ft and higher
Material	Die-cast Aluminum Alloy
Fixture Color	Bronze
Certifications	DLC, UL, cUL Wet Location
Warranty	5 Years

ACCESSORIES

SKU	Description	Image
ACCXHB38SENSOR	Plug-In PIR Motion Sensor	
HD09VR-PH-1	Plug-In Microwave Motion Sensor	
EM-GM40W	40W High Bay LED Emergency Driver	
EM-UFO40D	40W UFO High Bay LED Emergency Driver	