

## Ultra High Lumen Power Adjustable High Bay

**DANGER!**

Risk of shock. Disconnect power before installation.

**WARNING!**

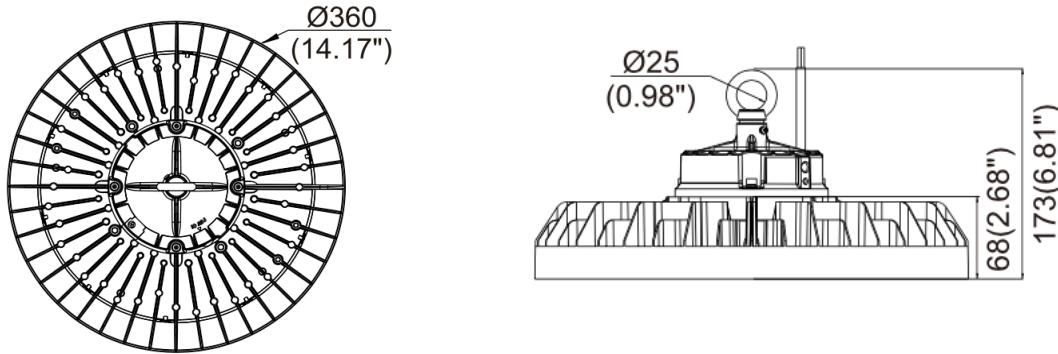
- Risk of fire or electric shock. Installation requires knowledge of luminaires electrical systems. If not qualified, do not attempt installation. Contact a qualified electrician.
- Risk of fire or electric shock. Install this product only in luminaires that have the construction features and dimensions shown in the photographs and/or drawings and where the input rating of the product does not exceed the input rating of the luminaire.
- Only those open holes indicated in the photographs and/or drawings may be made or altered as a result of kit installation. Do not leave any other open holes in an enclosure of wiring or electrical components.
- To prevent wiring damage or abrasion, do not expose wiring to edges of sheet metal or other sharp objects. Do not make or alter any open holes in an enclosure of wiring or electrical components during installation.
- Installers should not disconnect existing wires from lampholder terminals to make new connections at lampholder terminals. Instead installers should cut existing lampholder leads away from the lampholder and make new electrical connections to lampholder lead wires by employing applicable connectors.
- Risk of fire or electric shock. Luminaire wiring and electrical parts may be damaged when installing hardware. Check for enclosed wiring and components.
- Risk of fire or electric shock. Check the existing wiring for damage before installing. Do not install if existing wires are damaged.
- This product is accepted as a component of a luminaire where the suitability of the combination shall be determined by authorities having jurisdiction.
- This device complies with Part 15 of the FCC rules. Operation is subject to the following two conditions: (1) This device may not cause harmful interference and (2) this device must accept any interference received, including interference that may cause undesired operation.
- The external flexible cable or cord of this luminaire cannot be replaced; if the cord is damaged, the luminaire shall be destroyed.
- Please disconnect power if it begins to smoke or emit odors, since fire or electric shock may occur. Ask qualified person to inspect and maintain the luminaire.
- Terminal block not included. The electrical fitting must be installed by a licensed electrician.
- The light source contained in this luminaire shall only be replaced by the manufacturer or his service agent or a similar qualified person.
- Only to be installed outside arms reach.
- For use in environments where an accumulation of non-conductive dust on the luminaire may be expected.
- Mounting heights of lights not higher than 30m.

## Ultra High Lumen Power Adjustable High Bay

### Installation Steps

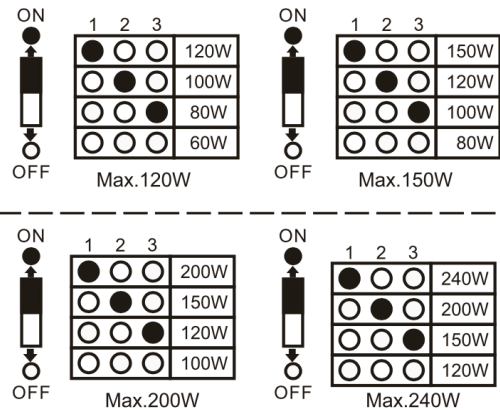
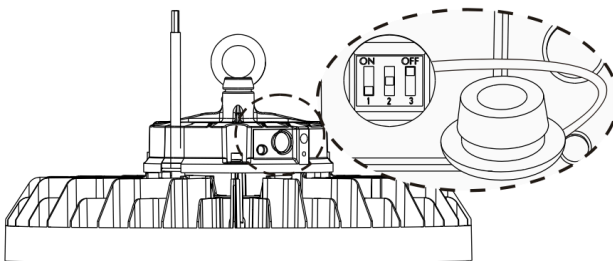
*Disconnect All Power*

#### PHYSICAL DIMENSIONS (mm/inch)



#### ADJUSTABLE POWER

CAUTION: Power off the luminaire before adjusting the DIP switch.



#### TROUBLESHOOTING

Problem	Possible Cause	Solutions
LEDs stop working	The power line is improperly connected.	Reconnect the power cable.
	The power plug is loose.	Firmly plug the power in.
	The LED driver malfunctions.	Replace with new driver.
	The LED chip is damaged.	Replace with new LEDs.
LEDs flash on and off	The output of the driver is abnormal.	Replace with new driver.
	The LED chip breaks down.	Replace with new LED chip.

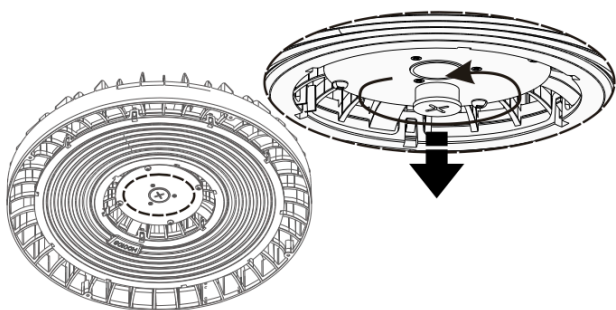
## Ultra High Lumen Power Adjustable High Bay

### Installation Steps


*Disconnect All Power*

#### MOTION SENSOR A

①

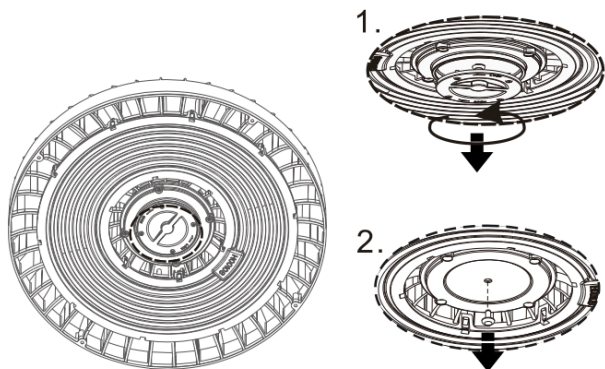


②

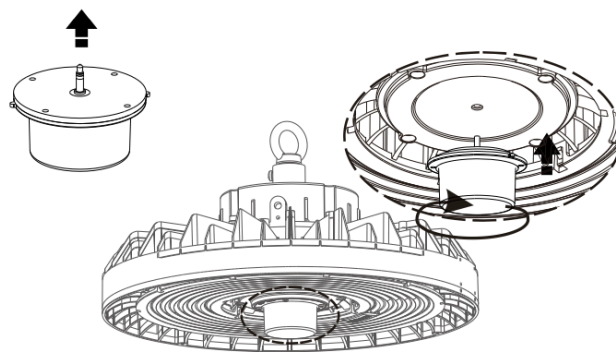


#### MOTION SENSOR B


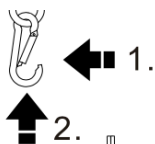
①



②



#### STEP 1 - LOOP HANGING INSTALL



#### STEP 2 - LOOP HANGING INSTALL

