

Project Name: _____

Ordering #: _____ Type: _____



OVERVIEW	
Size	5", 7", 9", 12"
Wattage (W)	10W, 15W, 18W, 24W
Lumen Package (lm)	Up to 1,800 lm
Color Temperature (CCT)	3000K/4000K/5000K Selectable
Efficacy (lm/W)	Up to 75 lm/W



ORDERING GUIDE

Example: **MMH5SMD10WCS**

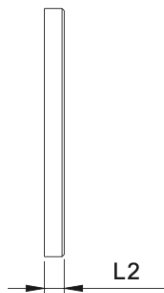
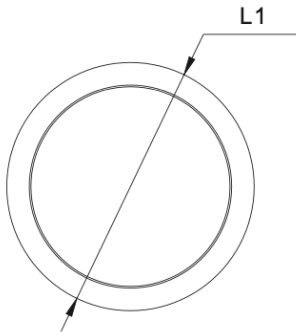
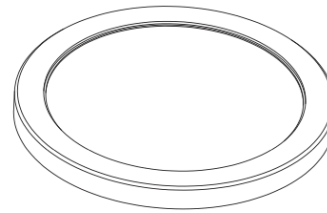
SKU Root	Size (Diameter)	Series	Wattage/Lumens	CCT
MMH	5 - 5"	SMD - Surface Mount Downlight	10W - 10W, 650 lumens	CS - 3000K/4000K/5000K Selectable
	7 - 7"		15W - 15W, 1,050 lumens	
	9 - 9"		18W - 18W, 1,250 lumens	
	12 - 12"		24W - 24W, 1,800 lumens	

PRODUCT DIMENSIONS

DIMENSIONS	10W (5")	15W (7")	18W (9")	24W (12")
Product Dimension	Φ5.51" x .71" / Φ140mm x 18mm	Φ7.09" x .71" / Φ180mm x 18mm	Φ8.86" x .71" / Φ225mm x 18mm	Φ12.01" x .71" / Φ305mm x 18mm

Front View

Side View



L1	Φ 140mm/Φ 5.51"	Φ 180mm/Φ 7.09"	Φ 225mm/Φ 8.86"	Φ 305mm/Φ 12.01"
L2	18mm/0.71"	18mm/0.71"	18mm/0.71"	18mm/0.71"

SPECIFICATIONS

Size	5", 7", 9", 12"
Wattage & Lumens	(5") 10W, 650 lumens (7") 15W, 1,050 lumens (9") 18W, 1,250 lumens (12") 24W, 1,800 lumens
Efficacy	Up to 75 lm/W
CCT	3000K/4000K/5000K Selectable
CRI (Ra)	80
Controls	TRIAC Dimming CCT Selectable
Input Voltage	120VAC, 60Hz
Average Lifetime	50,000 hours
Beam Angle	120°
Fixture Color	White
IP Rating	IP20
Certifications	ETL, Energy Star
Warranty	5 Years