

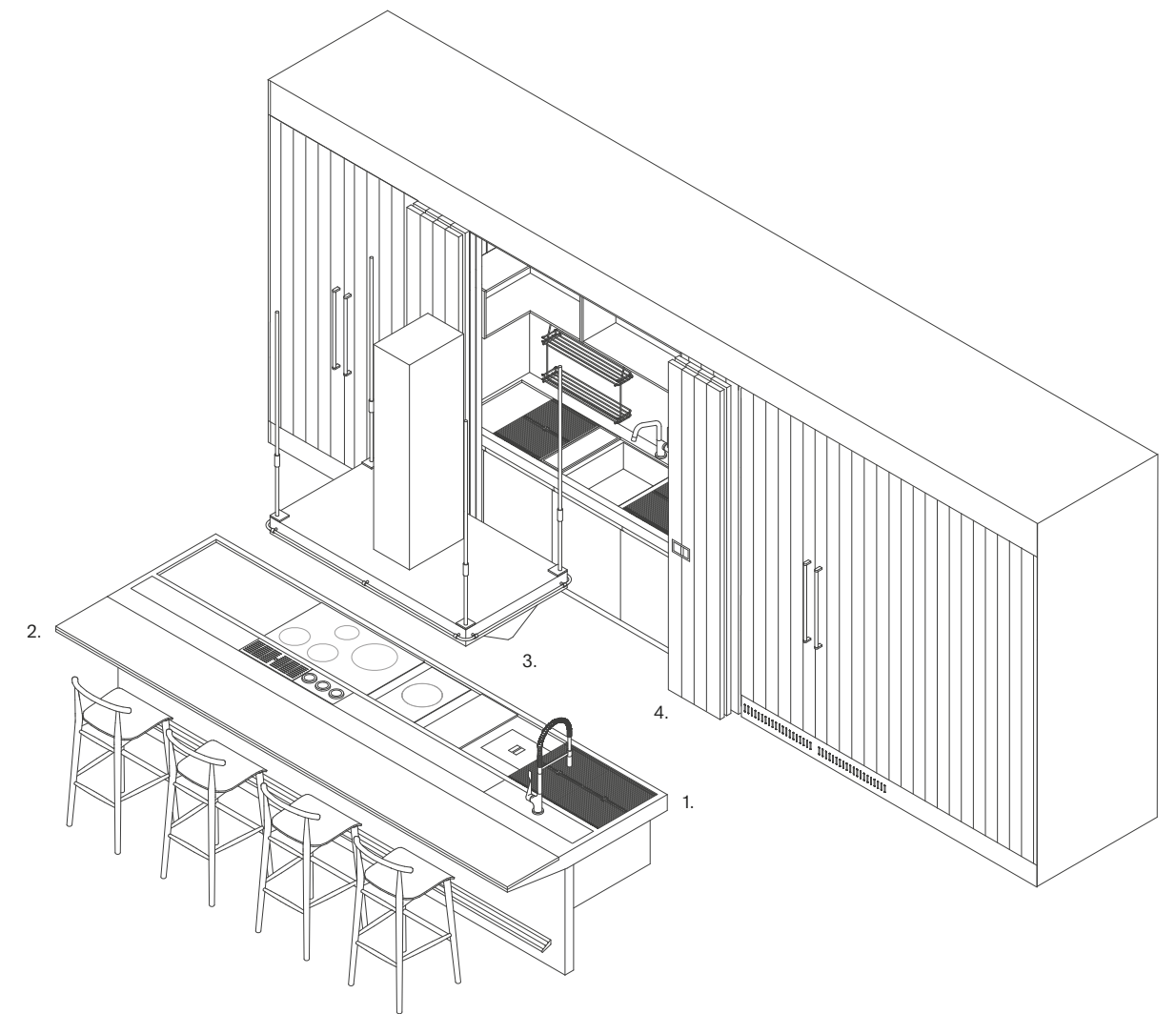
1. Frigo 2. Preparazione 3. Lavello 4. Fuochi 5. Forno 6. Rifiuti 7. Lavastoviglie 8. Contenitori
 1. Fridge 2. Food Preparation 3. Sink 4. Cooktop 5. Oven 6. Waste bin 7. Dishwasher 8. Tall units
 - - - - Ciclo lavaggio / Washing cycle
 - - - - - Ciclo preparazione / Food Preparation cycle

La cura del dettaglio, delle lavorazioni e degli abbinamenti dei materiali, si evidenzia fuori e dentro: nel piano con involucro in acciaio inox completo di Canale Attrezzato, taglieri in legno e griglie in PaperStone® scorrevoli; nei cassetti interni in acciaio inox con frontale in teak e nelle flessibili e complete attrezzature e accessori Box Globe (nella doppia pagina precedente).

Attention to detail, to craftsmanship and to material matching is evident within and without: on the worktop with recess in stainless steel complete with Accessorised Channel, sliding wooden chopping boards and grids in PaperStone®; in the internal stainless steel drawers with teak front, and in the flexible and complete Box Globe equipment and accessories (see previous double-page spread).

TECHNICAL DATA

1. **Isola Lignum et Lapis** l 409 x p 140 x h 94 cm
ante maniglia integrata Italia Fenix NTM® nero
cassettone con cassetti interni con sponde acciaio
e frontale teak con nuovi accessori Box Globe
top Lignum in acciaio inox h 12 cm in vaso 12 mm
lavello, pattumiera da top, piani cottura ad induzione
griglie in PaperStone® e tagliere in noce, scorrevoli
Canale Attrezzato centrale in acciaio inox
poggiapiedi in fossil oak e acciaio inox
 2. **Snack integrato** l 409 x p 52 x h 2 cm
fossil oak NTF
 3. **Cappa New Artusi Professional** l 180 x p 90 cm
con tubo appendi oggetti e vetro perimetrali
 4. **Parete contenitori e ante Modus Doors System**
fossil oak NTF verticale
contenitori con maniglia Artusi
anta maniglia Convivium Elegant Fenix NTM® nero
luce interna LED 3000K a diffusione indiretta
top acciaio inox h 12 cm con in vaso 12 mm, lavello,
tagliere in noce e griglie PaperStone®, scorrevoli
 5. **Vina** l 240 x p 60 cm
1. **Lignum et Lapis island** w 409 x d 140 x h 94 cm
Door with Italia integrated handle in black Fenix NTM®
Deep drawers with internal drawers with steel sides
and teak front and new Box Globe accessories
12 cm thick Lignum worktop in stainless steel with 12 mm
recess, sink, worktop waste bin, induction hobs, sliding
PaperStone® grids and walnut chopping board
central Accessorised Channel in stainless steel
footrest in fossil oak and stainless steel
 2. **Built-in snack table** w 409 x d 52 x h 2 cm
NTF fossil oak
 3. **New Artusi Professional** w 180 x d 90 cm
with tool rail and glass running around the edge
 4. **Wall of tall units and Modus Doors System**
vertical NTF fossil oak
tall units with Artusi handle
door with Convivium Elegant handle in black Fenix NTM®
internal diffused indirect 3000K LED lighting
12 cm thick worktop in stainless steel with 12 mm recess,
sink, sliding walnut wood chopping board
and grids in PaperStone®
 5. **Vina** w 240 x d 60 cm



TECHNICAL DATA

1. **Isola Italia** l 242 x p 130 x h 92,6 cm
anta maniglia integrata Italia acciaio inox
cassetti interni con sponde acciaio frontale teak attrezzati
con nuovi accessori Box Globe
top acciaio inox h 3,1 cm con invaso 12 mm, bordo da 6 mm
lavello, piano cottura ad induzione con cappa integrata,
griglie in PaperStone® e tagliere in noce, scorrevoli
vetro paraspruzzi
poggiapiedi in noce canaletto NTF e acciaio inox
2. **Doppia Mensola** l 220 x p 46 cm
struttura in acciaio inox
3. **Snack Era** l 242 x p 57 cm
piano legno noce NTF a doghe
bordo legno massello
4. **Boiserie**
in legno noce canaletto NTF verticale
5. **Modus Doors System** l 205,7 cm (4 ante)
ante in noce canaletto NTF a doghe
maniglia finitura acciaio inox
6. **Zona operativa** l 362,4 x d 70 x h 99 cm
basi con anta maniglia integrata Italia acciaio inox
cassetti interni sponde acciaio e frontale teak con nuovi
accessori Box Globe
top acciaio inox h 12 cm con invaso 12 mm bordo 6 mm,
lavello, cottura 5 gas Specialty, tagliere in noce e griglie
in ghisa, scorrevoli

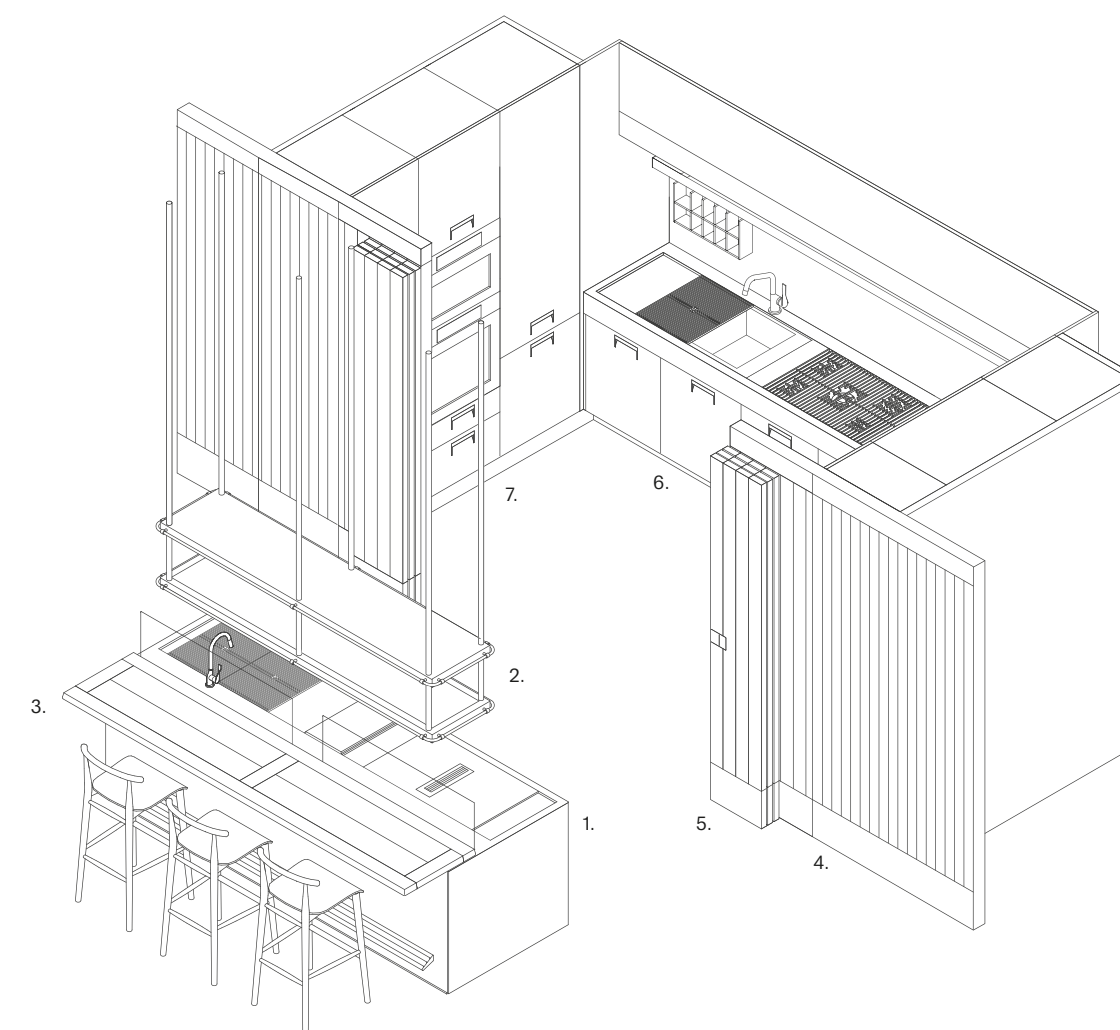
Mensolinea l 362,4 x h 14,1 cm
finitura acciaio inox con accessori legno noce profilo
LED 3000K integrato

Mensola Cappa p 45 x h 14 cm
frontale acciaio inox
cappa e luce LED 3000K integrati
struttura acciaio inox e vetro frontale
7. **Colonne attrezzate** l 185 + 185 cm
parete forni e dispensa
ante maniglia integrata Italia acciaio inox
parete frigo/freezer
ante maniglia verticale Artusi acciaio inox

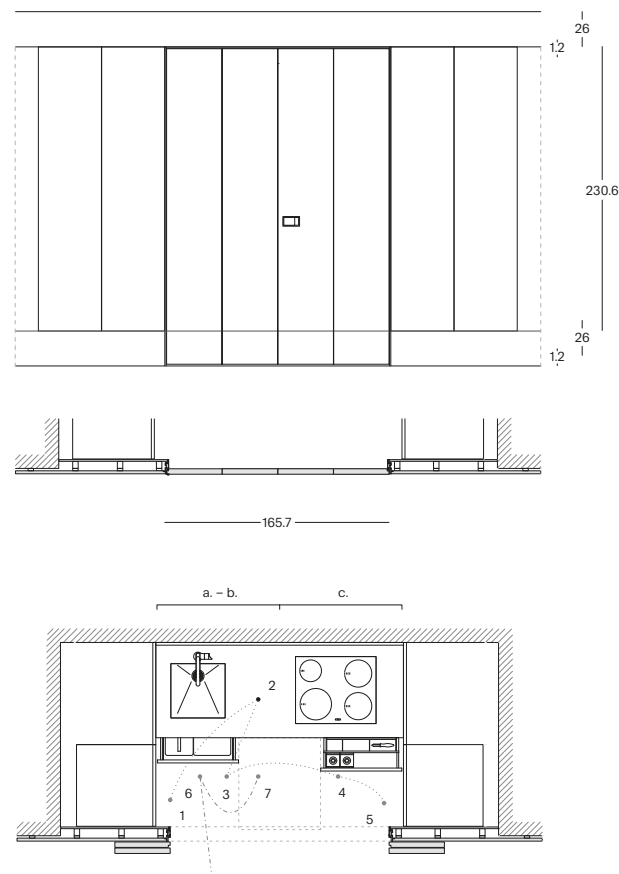
1. **Italia island** w 242 x d 130 x h 92.6 cm
door with Italia integrated handle in stainless steel
internal drawers with steel sides and teak front fitted
with new Box Globe accessories
3.1 cm thick worktop in stainless steel with 12 mm recess,
6 mm edge, sink, induction hob with integrated hood,
sliding PaperStone® grids and walnut chopping board
glass splash guard
NTF American black walnut and stainless steel footrest
2. **Double Shelf** w 220 x d 46 cm
stainless steel structure
3. **Era snack bar** w 242 x d 57 cm
with slatted NTF walnut top
solid wood edging
4. **Wood panelling**
vertical NTF American black walnut
5. **Modus Doors System** w 205.7 cm (4 doors)
NTF American black walnut slatted doors
handle with stainless steel finish
6. **Work area** w 362.4 x d 70 x h 99 cm
base units with door with Italia integrated handle in
stainless steel
internal drawers with steel sides and teak front with new
Box Globe accessories
12 cm thick top in stainless steel with 12 mm recess with 6
mm edge, sink, Specialty 5-burner gas hob with sliding cast
iron pot supports, walnut chopping board

Mensolinea Shelf w 362.4 x h 14.1 cm
stainless steel finish fitted with walnut accessories
built-in 3000K LED lighting

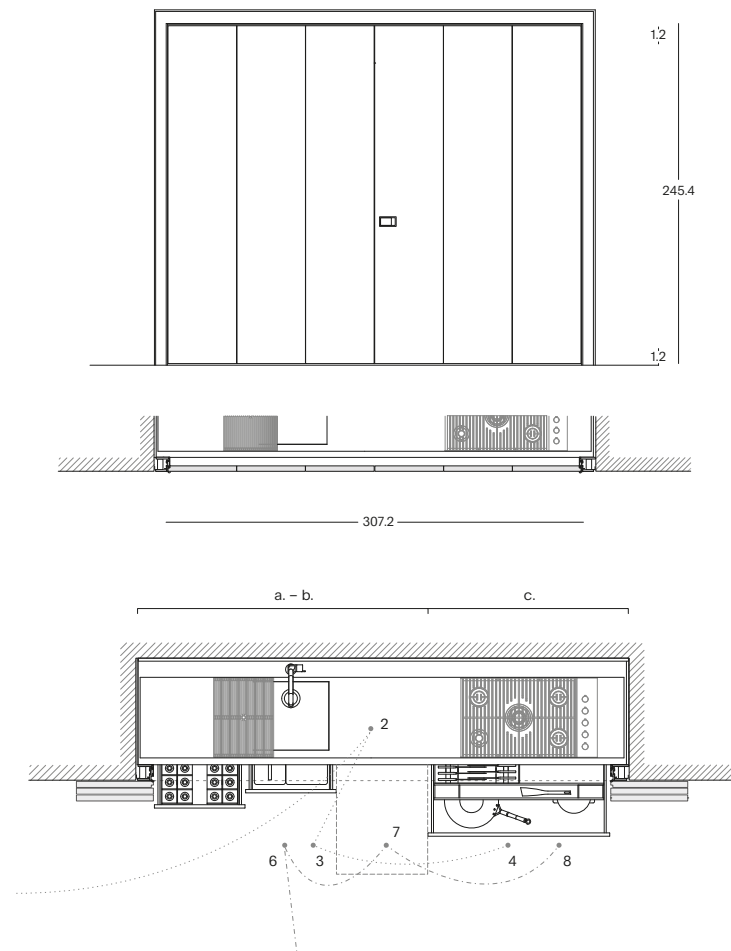
Shelf Hood d 45 x h 14
stainless steel front
hood and built-in 3000K LED lighting
structure in stainless steel and glass front
7. **Accessorised tall units** w 185 + 185 cm
wall accessorised with ovens and pantry
doors with Italia integrated handle in stainless steel
wall accessorised with fridge/freezer
doors with Artusi vertical handle in stainless steel



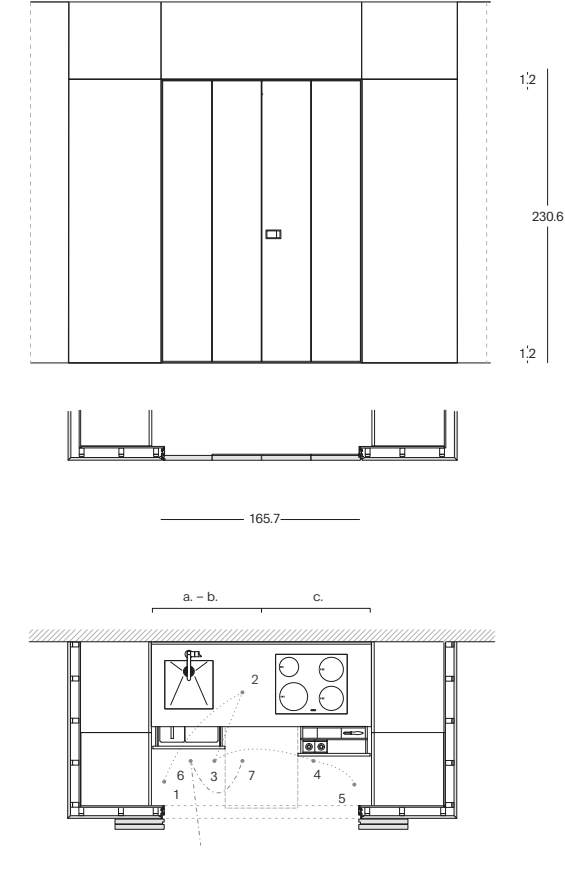
MODUS DOORS SYSTEM

MODUS CON BOISERIE ALL'INTERNO DI NICCHIA
MODUS LAYOUT WITH INTERNAL WALL PANNELLING

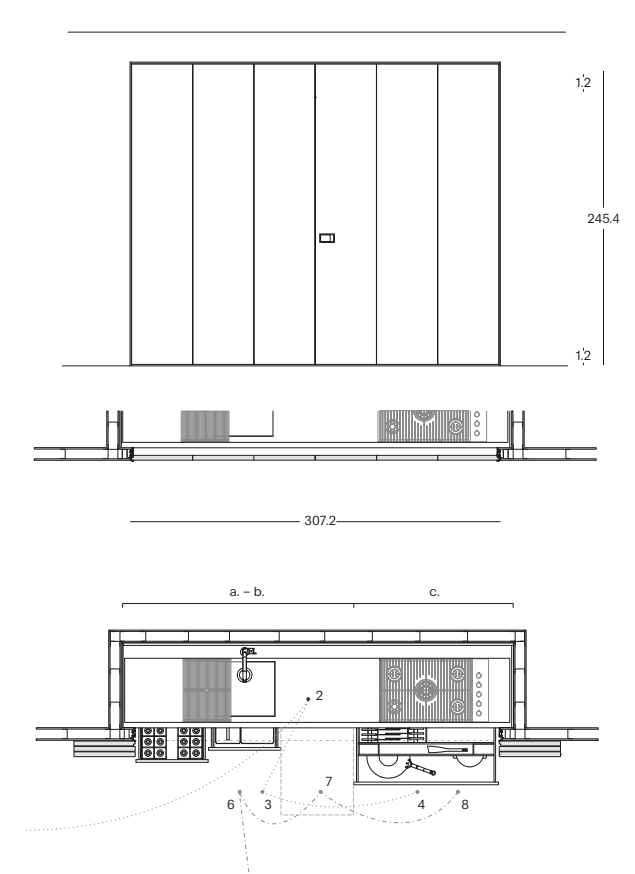
a. lavaggio b. preparazione c. cottura
a. washing b. preparation c. cooking
1. Frigo 2. Preparazione 3. Lavello 4. Fuochi 5. Forno 6. Rifiuti 7. Lavastoviglie
1. Fridge 2. Food Preparation 3. Sink 4. Cooktop 5. Oven 6. Waste bin 7. Dishwasher
-.-.- Ciclo lavaggio/Washing cycle
----- Ciclo preparazione/Food Preparation cycle

MODUS PORTALE
MODUS LAYOUT PULL-OUT DOOR

a. lavaggio b. preparazione c. cottura
a. washing b. preparation c. cooking
1. Frigo 2. Preparazione 3. Lavello 4. Fuochi 5. Forno 6. Rifiuti 7. Lavastoviglie 8. Contenitori
1. Fridge 2. Food Preparation 3. Sink 4. Cooktop 5. Oven 6. Waste bin 7. Dishwasher 8. Tall units
-.-.- Ciclo lavaggio/Washing cycle
----- Ciclo preparazione/Food Preparation cycle

MODUS CON BOISERIE CHE CREA UN VOLUME
MODUS LAYOUT WITH WALL PANNELLING FOR VOLUME

a. lavaggio b. preparazione c. cottura
a. washing b. preparation c. cooking
1. Frigo 2. Preparazione 3. Lavello 4. Fuochi 5. Forno 6. Rifiuti 7. Lavastoviglie
1. Fridge 2. Food Preparation 3. Sink 4. Cooktop 5. Oven 6. Waste bin 7. Dishwasher
-.-.- Ciclo lavaggio/Washing cycle
----- Ciclo preparazione/Food Preparation cycle

MODUS IN CARTONGESSO
MODUS LAYOUT IN PLASTERBOARD

a. lavaggio b. preparazione c. cottura
a. washing b. preparation c. cooking
1. Frigo 2. Preparazione 3. Lavello 4. Fuochi 5. Forno 6. Rifiuti 7. Lavastoviglie 8. Contenitori
1. Fridge 2. Food Preparation 3. Sink 4. Cooktop 5. Oven 6. Waste bin 7. Dishwasher 8. Tall units
-.-.- Ciclo lavaggio/Washing cycle
----- Ciclo preparazione/Food Preparation cycle

Esempi di progettazione, possibili grazie all'utilizzo del Modus Doors System: dalla creazione di pareti boiserie integrate, ai razionali portali integrati alla parete, fino a veri e propri volumi architettonici, che possono

celare, soluzioni di spazi cucina operativi o stanze perfettamente abitabili. Organizzabili nelle specifiche funzioni, sono completi di illuminazione e disponibili, a progetto, nelle dimensioni e nelle finiture desiderate.

Examples of solutions made possible by using the Modus Doors System: from the creation of built-in wood panelling walls to rational portals integrated with the wall, all the way to actual architectural divisions that can conceal

operational kitchen spaces or perfectly inhabitable rooms. They can be organised into specific functions, are complete with lighting system and in the design phase offer customised choice of sizes and finishes.