

CREATED TO CREATE

Your Mary Garden Guide



www.thelittleroseshop.com



What is a Mary Garden?

God often speaks to us through the beauty in our environment-which is why it is so important to create a few spaces in our home that can provide us with beauty for peaceful contemplation, prayer, and joy. Mary Gardens can offer us this space - not to mention the joy of designing and creating it ourselves.

Mary Gardens date back to the middle ages when flowers were given names in relation to Mary as a reminder of finding the divine in creation. Mary shrines are often a beautiful Catholic destination where you will find gorgeous Mary statues surrounded with flowers and beauty.

Today, it is a common practice to bring these Mary Gardens into our own homes and gardens as a source of every day spiritual connection and beauty.



The first Mary Garden I ever created was in my basement office window well. I was tired of staring at a dull pile of rocks so I transformed it into a Mary Garden and it became one of my favorite views while working. -Raquel

“He who finds Mary finds life, that is, Jesus Christ who is the way, the truth and the life.”

– St. Louis de Monfort

How It Works

01 CHOOSE YOUR SPACE

Find your perfect Mary Garden spot! This can be indoor in a corner, on a shelf or mantel, a tiered tray, etc. Or, it could be outside in a section of your yard, in a pot, or even a window well.

02 FIND YOUR STATUE

This is a special task - finding YOUR perfect statue. Sometimes you can find statues that need a little rescue at your second hand stores, or you can you search from several catholic vendors online for one that's just your style.

03 COLLECT FLOWERS & ACCESSORIES

Choose your flowers (real or fake), and gather any accessories you want to include (we have lots of ideas for you!)

04 CREATE YOUR GARDEN

Now it's time to put all the pieces together and enjoy your new pocket of beauty and prayerful inspiration



“Through her, Jesus came to us; through her we should go to Him.”
– St. Louis de Monfort

Choose your Space

01

MAKE INITIAL DECISIONS

Mary Gardens can be anywhere—choose a space that fits YOU, your season of life and your style. This is what makes your Mary Garden unique and special to you. Get creative!

INDOOR IDEAS

- Shelf
- Mantel
- Corner nook
- Tiered tray
- Indoor pot
- Table center
- Sconce

OUTDOOR IDEAS

- Pot
- Planter box
- Garden corner
- Rock bed
- Window well
- Homemade Grotto
- Outdoor pedestal

QUICK DESIGN QUIZ

Circle your choices to help guide you

INDOOR

OUTDOOR

RESCUED
STATUE

NEW
STATUE

FAKE
FLOWERS

REAL
FLOWERS

Find your Statue

02

MARY MY MOTHER

Mary has appeared to people throughout history - maybe there is a title of Mary you're drawn to, or a specific apparition you want to have in your garden. Or, maybe you want to let the Holy Spirit guide you to a statue that has been discarded so you can spruce it up and give it new life.



RESCUE A STATUE

- Goodwill
- Thrift Stores
- Garage Sales
- Antique Stores
- FB Marketplace

BUY A STATUE

- Garden Nursery
- [House of Joppa](#)
- [Catholic Company](#)
- [Amazon](#)
 - [My Favs linked here](#)
- Occasionally found at Home Goods, Ross, Marshalls

*STATUES ARE LINKED - CLICK TO FIND WHERE TO BUY THEM (AFFILIATED)



Rescued Statue Tips & Tricks

CLEAN & REFRESH

- ✓ Give your statue a good scrub with soap and warm water - especially if you plan to paint her. We recommend using a toothbrush and some baking soda for extra stubborn grime!
- ✓ Keep your space in mind when painting- if you plan to have your statue outdoors, use a paint that can withstand the elements!
- ✓ For concrete statuary, water-based acrylic latex paints are recommended for their ability to soak into the concrete and stain it beyond its surface. Acrylic latex paints also don't dry and crack like a shell over time, like oil-based paint does.

QUICK DESIGN QUIZ


Circle your choices to help guide you

PAINT

KEEP ORIGINAL

MONOCHROMATIC STATUE

MULTI-COLOR STATUE



Collect Flowers & Accessories

03

MAKE IT YOUR UNIQUE STYLE

This is the fun part - collecting the flowers and accessories that speak to your own unique style! The sky is the limit here - have fun with it!

FLOWERS NAMED FOR MARY

- **Rose**- Rosa Mystica, Mary is called the "Rose without Thorns"
- **Lily**- Purity, virginity
- **Marigold**- literally, Mary's gold- heaven
- **Violet**- servitude and humility
- **Iris**- aka "sword lily" in association with Our Lady of Sorrows
- **Sunflower**- always turning towards the Sun/Son
- **Aster**- Mary's birthday flower, as it blooms early September
- **Snowdrop**- purity, Blooms in early February around the Feast of the Purification of Mary
- **Daisy**- innocence, chastity and humility
- **Columbine**- Our Lady's slipper



*IMAGES ARE LINKED - CLICK TO FIND WHERE TO BUY THEM (AFFILIATED)

Create Your Garden

04

PULL IT ALL TOGETHER

You are ready to assemble or plant your new Mary Garden! Depending on what you chose, this will take a few minutes or an afternoon of gardening - either way, say a quick Hail Mary that this will be a space for many blessings to flow from!

BY: HOUSE OF JOPPA



BY: THE LITTLE ROSE SHOP



BY: THE LITTLE ROSE SHOP



BY: ASHLEY WARD



BY: GRETCHEN PETERS



BY: NICHOLE LANTHIER



BY: ANNIE TINNIN



Inspiration

Gardening 101



Start slow and small

Figure out the location of your garden. Consider these things when planning your Mary Garden:

- Sun. Most flowers and plants need at least 6 hours of sunlight
- Water. Be close to a water source so you don't have to haul heavy watering cans
- Access and visibility. Especially for a Mary garden, choose a place that your family can easily visit and even see from your house. This serves a twofold purpose. First, that you might spend more time in the garden and secondly so you can see Mama Mary amongst the flowers and use that simple glance for a prayer.
- Container or not to container? Check out this article from the [Farmers Almanac](#) for more information.

Discover your hardiness zone

Buy flowers and plants that fit your zone, find your zone [HERE](#)

Amend soil

Add compost, good quality gardening soil, and some mulch as a top layer to ensure the success of your plant growth.

happy gardening



66

There is rich meaning to be found in a garden — from the care of the gardener, to the hidden but vital processes happening in the soil, fed by water and sunlight. The flower emerges and testifies to that great effort of earth and toil, but also to the glory of God manifest in his creation. It is no wonder that Our Lady, His greatest creation, is symbolized by so many varieties of flowers.



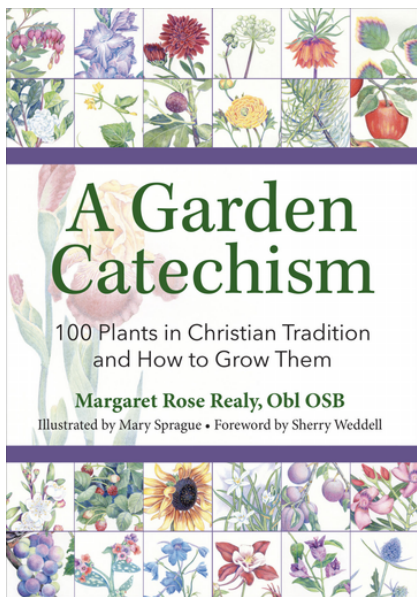
-NOELLE MERING OF THEOLOGY OF
HOME PROJECT



Some Mary Garden Extras

Images are linked! Click to check them out!

books



Seed Paper Spiritual Bouquet Cards



Mary Garden Kit (While Supplies Last)

goodies

Thanks for Joining!

At The Little Rose Shop, we LOVE harnessing creativity as a form of spirituality and as an opportunity for deeper connection with our ultimate creator: God. We are made in His image (imago dei) and we are inherently creative and "created to create". Thanks for joining us and don't forget to check out our shop for intentionally designed gifts that build up your Domestic Church!

[SHOP](#)



www.thelittleroseshop.com