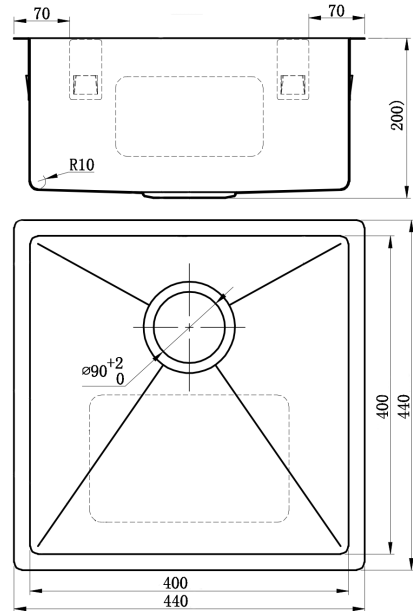












EXECUTIVE CHEF MAIN BOWL

Product Image **Technical Specification**



FB120  A	DR202  B	DT104  C	AW100  D
RM108  E	RM208  F	WS100  G	CL106  H

Description	
Executive Chef Main Bowl - Stainless Steel	
KS2044100	Main Bowl
KS2044100FDTB	Main Bowl and includes A B C

Additional Information
<ul style="list-style-type: none"> • Low Profile Edge • 304 Stainless Steel Satin Brush Finish • 10mm Easy Clean Radius • Topmount & Undermount • 30 Litre Capacity • Suits 500 Carcass or larger
<p>INSTALLATION DISCLAIMER ALL TEMPLATES, LINE DRAWINGS & ELECTRONIC FILES ARE SUPPLIED AS A GUIDE ONLY. PLEASE CROSS CHECK WITH ACTUAL BOWL BEFORE COMMENCING ANY CUTOUT AND ENSURE RADII ARE SUITABLE TO BENCHTOP MATERIAL TOLERANCES. ARGENT ACCEPTS NO RESPONSIBILITY FOR CUTOUT ERRORS.</p>

