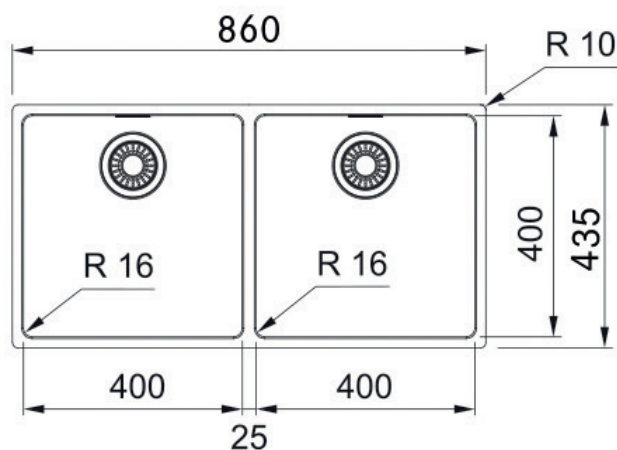


MRX 220-40-40
MARIS SINK



PRODUCT INFORMATION


| | |
|------------------|---|
| Installation | Topmount/Flushmount/Undermount |
| Dimensions | 860(W) x 435(H)mm |
| Cabinet Base | 900mm |
| Bowl Size | 400(W) x 400(H) x 180(D)mm/ 29L (x2) |
| Bowl Radius | 16mm |
| Cut-Out Size | Template |
| Cut-Out Template | Yes |
| Waste Outlet | Semi Integrated Waste |
| Overflow | Yes |
| Tap Holes | No |
| Remote Waste | No |
| Finish | Stainless Steel |




1 ACCESSORIES AVAILABLE 1 ACCESSORIES INCLUDED

ACCESSORIES


- 1




DT 651
Extension Drainer
- 2




SB 497
Strainer Bowl
- 3




ST 850
Strainer Tray
- 4



RM 42
Rollamat
- 5



CB 071
Chopping Board
- 6



CB 471
Chopping Board

LAST UPDATED: 14 NOV 2019