

# SUBLINE 700-U


Single bowl undermount sink

# BLANCO

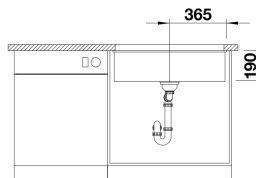
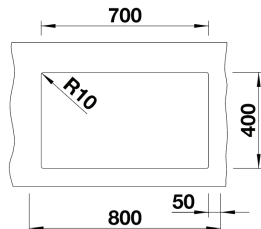
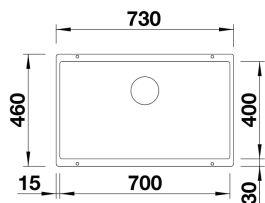
SUBLINE700UK5 Anthracite



SUBLINE700UBK5 Black



SUBLINE700UWK5 White



## Key Features

### Engineered In Germany

Every SILGRANIT™ design impresses with its timeless, straight lined bowl geometry which will suit all types of kitchen products and worktops.

### Durability

SILGRANIT™ consist of 80% granite, which makes it unbeatably resilient, extremely durable, scratch resistant, heat resistant, unbreakable and acid resistant.

### Hygiene + Plus

A patented formula that acts as a shield against dirt and bacteria growth by an average of 98%.

### Maximum bowl size

Due to the smallest possible radii of 10mm, it allows for a large sink area and a modern classy look.

### Designer Wastes

No additional costs after purchase.

### Rear Waste Position

Increases your storage space below the sink.

## Specifications

### Method of Installation:

Undermount

### Cabinet Size:

80cm cabinet

### Overall Dimensions:

730w x 460d x 190hmm

### Cut-out Dimensions:

700w x 400d (refer to CAD drawing on the website for corner radii)

### Bowl Capacity:

53 Litres

### Standard Inclusion:

Designer Waste

### Integrated Overflow:

Yes

### Warranty:

30 years

## Accessories

### Glass Cutting Board

ANDCUTGCB

### Plastic Drainer Tray

BDRAINP

### Wooden Chopping Board

BWCB

### Stainless Steel Outlet Cover

CAPFLOW

### Stainless Steel Basket

SUBLINEBK

### Stainless Steel Colander

SUBLINECOLSS

Note: Measurements are within 2 - 3mm of factory tolerance. It is advisable to check dimensions of physical product when measuring for installations and before doing any cut outs.  
\*Due to continual product development the information provided is not final and may be subject to change.