

**Product**

- Parliament II back to wall toilet suite with slim seat
- Parliament II back to wall toilet suite with wrap over seat
- Parliament II back to wall toilet suite with elite seat

**Kohler Code**

- 39064A-0
- 39065A-0
- 39066A-0



Wrap over seat option

**Included Components**

- Parliament II toilet pan.
- Parliament II toilet cistern 4.5/3L.
- Parliament quiet Close, wrap over, elite or slim VQR™ (vertical quick release) toilet seat.
- Vario pan connector.
- Offset pan collar (20mm).
- Fill valve for top left rear entry.
- Fill valve for pan side entry (supplied with pan).
- Top left rear entry water supply hose.
- 2 x caps for pan side entry holes.
- 1 x hose ring for pan side entry hole.
- Floor fixing kit.

**\* Elite Seat option:**

- 1 Pack of mixed scents: Fresh Laundry, Avocado SPA and Garden Waterfall.
- Night light and fragrance unit, powered with 2 x AAA Batteries. The batteries are not supplied.

**Features**

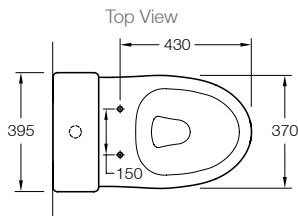
- Dual flush (4.5/3L).
- Water entry: Top left rear entry or right/left pan side entry.
- Rimless pan design.
- Vitreous china.
- Optional Slim or Elite seat.



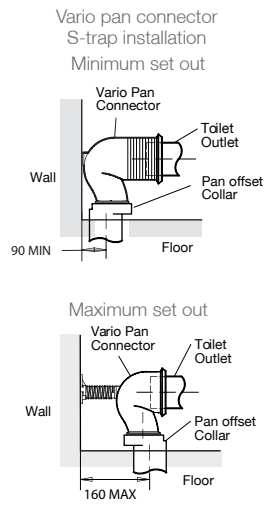
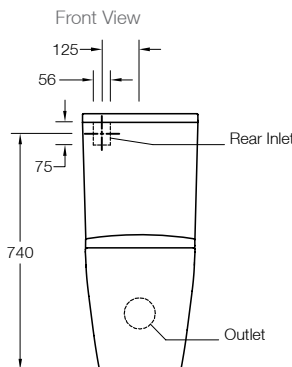
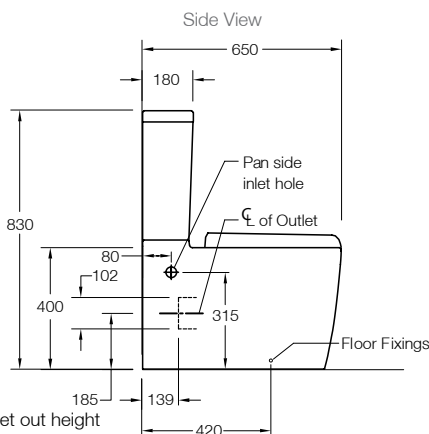
WELS RATING  
(4 Star 3.5L av. flush)



**Technical Details**



Weight: Pan - 40kg Appr  
Cistern - 17kg Appr



Notes:  
S-trap set out

- Optional 1 (with vario 12503A-NA pan connector) : 110-140 mm;
- Optional 2 (with vario 12503A-NA & 20mm offset pan collar 100794) : 90-160mm;
- Optional 3 (with vario 77837A-NA long adjustable pan connector) : 170-290mm.

**Installation Notes:**

- Water supply pressure range: 20 psi (137 kPa) - 72 psi (500 kPa).
- Can be installed as a P-trap using a straight connector (not supplied) or as an S-trap using the vario connector & or pan offset collar (supplied).
- Top left rear entry water supply hose is supplied. Pan side entry water supply hose must be purchased separately if required.
- Supplied hose ring is only required with a pan side entry setup.